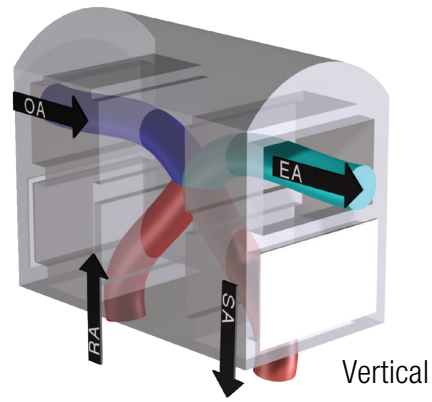


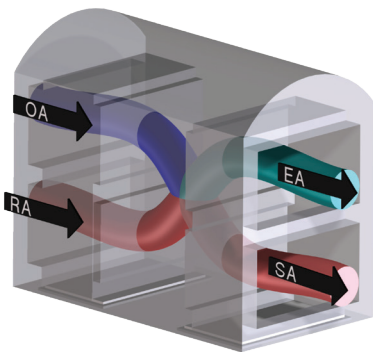
VS3000 RTe

PRODUCT SHEET (ERV)

PORT CONFIGURATIONS



Vertical



Horizontal

SUPPORTED ACCESSORIES

- Room CO₂ Sensor*
- Duct CO₂ Sensor*
- Smarter Building Controller

* Only one per ventilator



2828 SW Corbett Ave, Suite 119
Portland, OR 97201
1-888-VENTIL8 (888-836-8458)
ventacity.com

SPECIFICATIONS

Ventilation Flow – Max	3,300 cfm
Ventilation Flow – Typical	750 to 3,000 cfm
Ventilation Type	Energy Recovery Ventilator (ERV)
Heat Exchanger	Counterflow Polymer Static Plate
Fan Type	Backward Curved, Centrifugal, EC
Heat Recovery – Max	Sensible – 87% Latent – 82% Total – 85%
Temperature Range	-13° F to 122° F
Humidity – Inside Max	90% RH
Operation Modes	CAV, DCV, VAV, BMS, Economizer
Duct Connection	22" Dia (380 in ²) Min.
Discharge Air Temperature Control	Continuously Variable Bypass

MECHANICAL

Weight	1,720 lbs
Shipping Weight	2,186 lbs
Dimensions	86.3" L x 48.3" W x 73.5" H
Shipping Dimensions	92" L x 59" W x 83" H
OA PreFilter (Actual Size)	51" x 26.5" x 1.75" MERV6
OA Filter (Actual Size)	51" x 26.5" x 3.75" MERV13
RA Filter (Actual Size)	51" x 25.25" x 3.75" MERV8
Base Anchor Dimension	36.8" x 73.7"
External Finish	Powder Coat Over Galvanized Steel

ELECTRICAL

Voltage	208 VAC	480 VAC**
Phase	3Φ	3Φ
Power Supply	20.2 kW	25.6 kW
FLA – Max	56 A	36.8 A
MCA	68.6 A	44.6 A
MOP	70 A	60 A
De-Ice Preheater	16.3 kW	21.7 kW
Fan Motor Type	EC	
Maximum Power per Fan	1.9 kW (2.56 hp)	

**Unit is supplied 480V power and must have a field supplied step-down transformer (required) for the internal electronic controls which operate at 208V.



VS3000 RTe

PRODUCT SHEET (ERV)



A larger capacity version of the VS1000 RTe, the Ventacity VS3000 RTe is an ultra-efficient and intelligent Smart Ventilation™ Management system that combines the technology of an energy recovery ventilator (ERV) with a dedicated outdoor air system (DOAS). For both rooftop and mechanical room installations, the VS3000 RTe continuously improves building health and indoor air quality while minimizing building energy usage. It is suitable for various commercial applications including retail spaces, offices, restaurants, schools, public areas, and even multifamily residential buildings.



A part of the
HVAC²
NEXTGEN BUILDING SYSTEM™

Our ventilation equipment connects seamlessly to our building controls and cloud-based user interface to take HVAC systems to the next level of energy efficiency and control. We call this new system HVAC².

1-888-VENTIL8 (888-836-8458)
ventacity.com

VS3000 RTe

PRODUCT SHEET (ERV)

PERFORMANCE



Exceptional energy efficiency performance puts the VS3000 RTe in a class by itself.

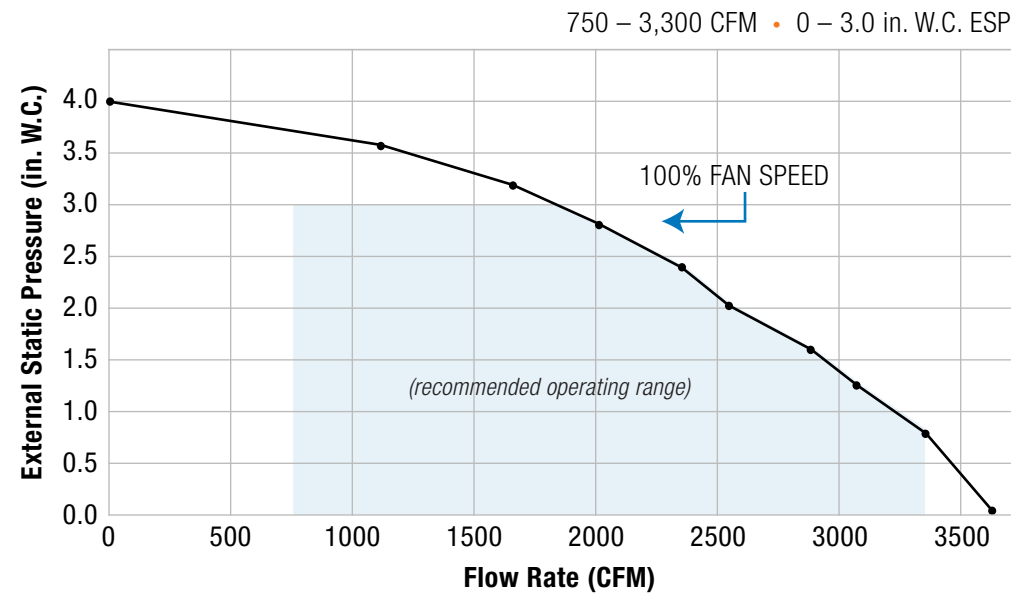


With its polymer counterflow heat exchanger core, the VS3000 RTe transfers 72-87% of the heat and 51-82% of the moisture between fresh and exhaust air streams.



Our fans incorporate electronically commutated motors (ECMs) and backward curving fan blades, reducing the power required for air movement.

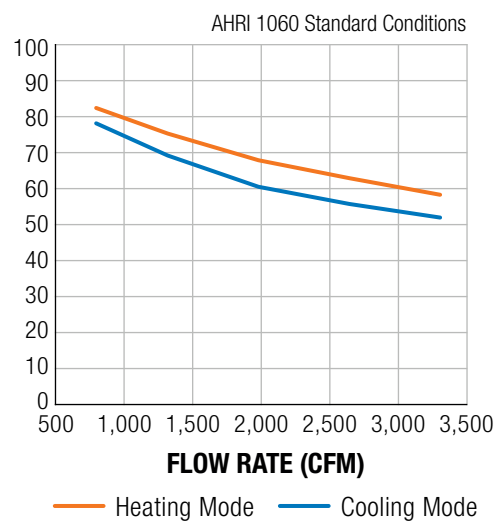
FAN OPERATING RANGE



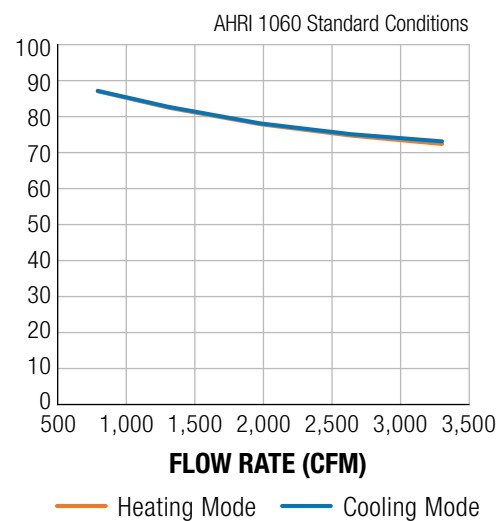
FAN VOLUME & POWER RANGE

Ext. Static Pressure (in. W.C.)	1.3	1.5	1.8	2.5	3
Maximum Flow (CFM)	3,300	3,200	3,000	2,500	2,000
System Power (Watts)	3,871	3,916	3,884	3,766	3,474

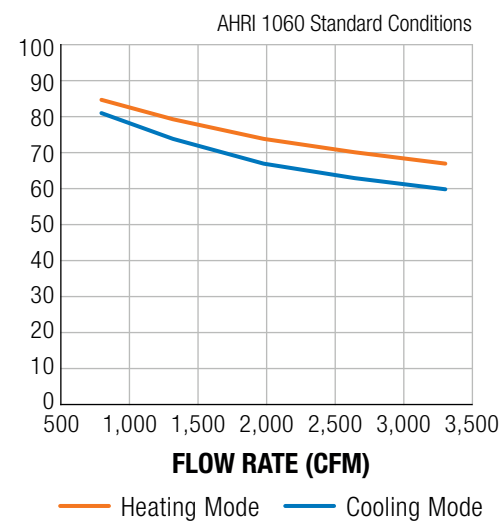
LATENT EFFICIENCY



SENSIBLE EFFICIENCY

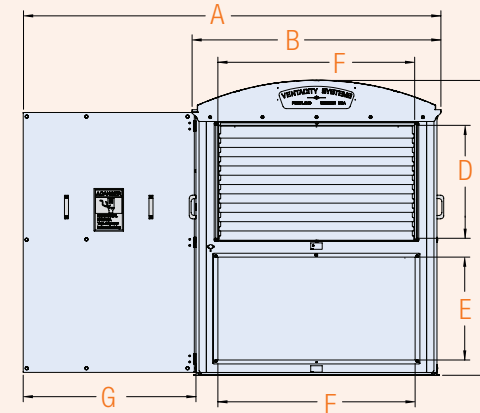


TOTAL EFFICIENCY

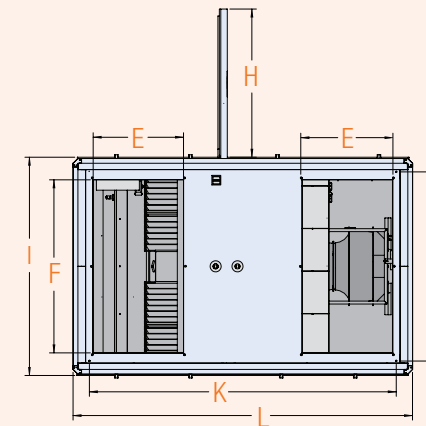


VS3000 RTe

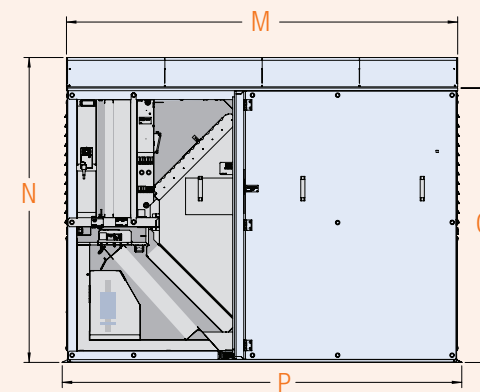
DIMENSIONS



- A 97.3"
- B 58.0"
- C 68.8"
- D 26.5"
- E 24.0"
- F 46.0"
- G 40.3"

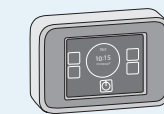
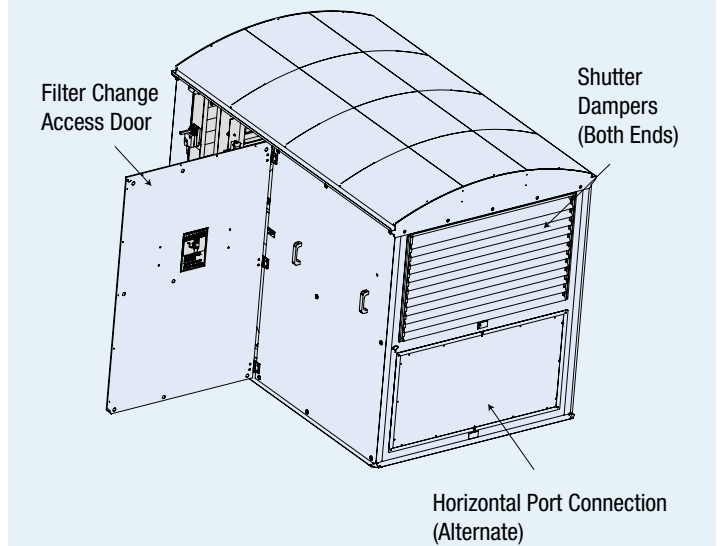
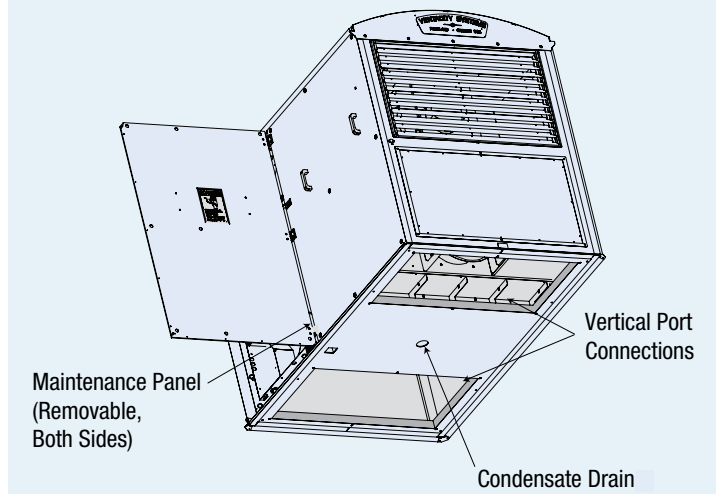


- E 24.0"
- F 46.0"
- H 39.4"
- I 58.0"
- J 50.3"
- K 81.6"
- L 90.2"

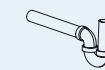


- M 88.3"
- N 68.8"
- O 62.0"
- P 90.2"

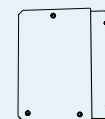
PARTS



Control Panel



Condensate Drain Trap



Power Disconnect Bracket

VENTACITY SYSTEMS
ALWAYS HEALTHY • ALWAYS EFFICIENT™

2828 SW Corbett Ave, Suite 119
Portland, OR 97201
1-888-VENTIL8 (888-836-8458)
ventacity.com

VS3000 RTe
PRODUCT SHEET (ERV)