



Wall Mounted High-SEER 9, 12 and 15,000 BTU Systems

SYSTEMS 9RLS, 12RLS, 15RLS



System 9, 12RLS

Up to 26-SEER



NEW! System 15RLS



Applications

The high efficiency of these systems helps them pay for themselves by slashing electrical costs. Strong, quiet and efficient DC motors are used both indoors and outdoors. High performance fan blades, condensers and evaporators combined with variable speed inverter-driven compressors makes for unmatched performance. Variable speed compressors automatically adjust to fluctuating room capacity requirements.

Energy Efficient

Since mini splits have little-to-no ducting, they forego those energy losses typically associated central forced-air systems. Duct losses can easily account for more than 30% of energy consumption, especially if the ducts are not sealed tight or in an unconditioned space such as an attic or crawlspace. With ratings as high as 26-SEER (Seasonal Energy Efficiency Ratio), these systems are among the highest rated efficiency equipment available anywhere!



Optional Wired Remote

UTY-RNBYU for Systems 9RLS, 12RLS
UTY-RNNUM* for System 15RLS

- ❑ Weekly Timer
- ❑ Full Function Wired Remote
- ❑ Child Lock Capable




Standard Features

- Wireless Remote Control
- Sleep Timer
- Coil Dry Mode
- Dry Mode
- Auto Louver: 4-Way+
- Auto Mode
- Quiet Mode
- Economy Mode
- Auto Restart/Reset
- Auto Changeover
- Low Ambient
- Cold Prevention
- Apple Catechin Filter
- Ion Deodorizing Filter
- Minimum Heat
- Basic Third Party Interface**

*Requires Interface Kit #UTY-XCBXZ1.

+Does not apply to 15RLS.

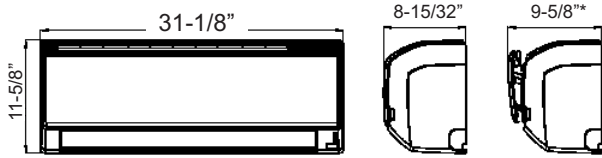
**Requires Basic Interface Wire Kit #UTY-XWZX.



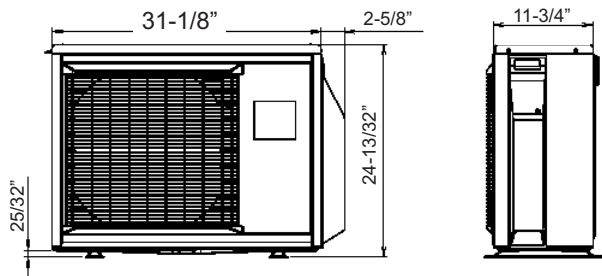


Auto Panel 9,12RLS
During operation the front panel of the unit opens up to allow for increased air flow.

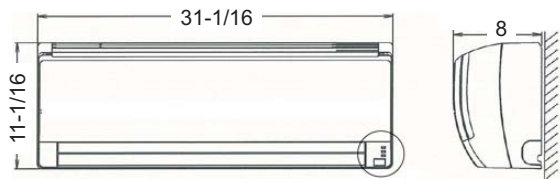
ASU9RLS, ASU12RLS INDOOR UNIT



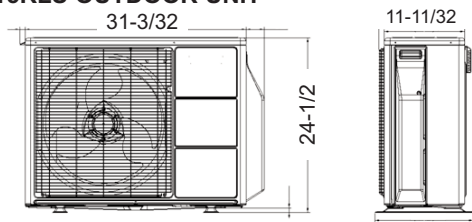
AOU9RLS, AOU12RLS OUTDOOR UNIT



ASU15RLS INDOOR UNIT



AOU15RLS OUTDOOR UNIT



The Fujitsu logo is a registered trademark of Fujitsu Limited. The Halcyon logo and name is a trademark of Fujitsu General America, Inc. ENERGY STAR is a registered trademark of the EPA and DOE. Copyright 2010 Fujitsu General America, Inc.

Proper sizing and installation of equipment is critical to achieve optimal performance. Split system air conditioners and heat pumps must be matched with appropriate coil components to meet ENERGY STAR criteria. Ask your contractor for details or visit www.energystar.gov.

Fujitsu's products are subject to continuous improvements. Fujitsu reserves the right to modify product design, specifications and information without notice and without incurring any obligations.

	9RLS Heat Pump	12RLS Heat Pump	15RLS Heat Pump
Nominal Cooling BTU/h	9,000	12,000	14,500
Min.~Max. Cooling BTU/h	3,600~12,000	3,800~14,500	3,800~16,000
Nominal Heating BTU/h	12,000	16,000	18,000
Min.~Max. Heating BTU/h	3,000~22,000	3,100~24,000	3,100~21,000
HSPF BTU/hW	12	12	11
SEER BTU/hW	26	25	21
EER Clg/Htg	17.31/15	14.46/13.33	12.5/12.3
Clg. Operating Range °F(°C)	14~115 (-10~46)	14~115 (-10~46)	14~115 (-10~46)
Htg. Operating Range °F(°C)	5~75 (-15~24)	5~75 (-15~24)	5~75 (-15~24)
Moisture Removal Pt./h(l/h)	2.8 (1.3)	3.8 (1.8)	4.44 (2.1)
Voltage/Frequency/Phase	208-230/60/1	208-230/60/1	208-230/60/1
Recommended Fuse Size (A)	15	15	20
Air Circ. C.F.M. (m ³ /h): Hi	430	430	489
Medium	353	353	400
Low	265	265	306
Quiet	177	177	212
Noise Level dB(A): Hi	46/46	46/46	46/46
Medium	42/42	42/42	40/40
Low	34/34	34/34	33/35
Quiet	24/24	24/24	25/26
Outdoor Fan Speed RPM Clg/Htg	810/780	870/780	1,413/1,177
Outdoor Noise Level dB(A)	48/49	49/50	51/51
Current Rated (A): Cooling	2.6	3.9	5.2
Heating	3.7	5.5	6.4
Power Use Rated (kw): Cooling	.52	.83	1.16
Heating	.8	1.2	1.46
Fan Speeds Stage	4+Auto	4+Auto	4+Auto
Air Direction: Horizontal	Auto	Auto	Manual
Vertical	Auto	Auto	Auto
Air Filter	Washable	Washable	Washable
Apple Catechin Filter	Yes	Yes	Yes
Connection Method	Flare	Flare	Flare
Combined Max. Lgth Ft (m)	66 (20)	66 (20)	66 (20)
Max. Vertical Diff. Ft (m)	49 (15)	49 (15)	49 (15)
Conn. Pipe Diameter Inch	Suc. 3/8 Dis. 1/4	Suc. 3/8 Dis. 1/4	Suc. 3/8 Dis. 1/4
Net Weight lbs. (kg)	24 (11) 88 (40)	24 (11) 88 (40)	18 (8) 89 (40)
Dimensions: Height Inch	11-5/8 24-13/32	11-5/8 24-13/32	11-1/32 24-1/2
mm	295 620	295 620	280 620
Width Inch	31-1/8 31-3/32	31-1/8 31-3/32	31-3/32 31-3/32
mm	790 790	790 790	790 790
Depth Inch	8-15/32 9-5/8	11-3/4 8-15/32 9-5/8	11-3/4 8 11-11/32
mm	215/244* 298	215/244* 298	203 290
Refrigerant	R410A	R410A	R410A

Indoor ASU9RLS	Outdoor AOU9RLS	Indoor ASU12RLS	Outdoor AOU12RLS	Indoor ASU15RLS	Outdoor AOU15RLS
----------------	-----------------	-----------------	------------------	-----------------	------------------

*During operation the front panel of the unit opens up to allow for increased air flow.

Note: Figures are based on 230 Volts.

FOR MORE INFORMATION:



FUJITSU GENERAL AMERICA, INC.
353 Route 46 West • Fairfield, NJ 07004
Tel: (973) 575-0380 • Fax: (973) 836-0448
www.fujitsugeneral.com