FUJITSU

PRODUCT CATALOGUE 2019

AIR CONDITIONERS LINEUP





FUJITSU GENERAL LIMITED

OUR SOLUTION
for ALL LIFE SCENES







Fujitsu General provides comfortable and economical air conditioning systems that fit architectural trends and environmental awareness in Europe
– from business scene to lifestyle scene.

CONTENTS

OUR MESSAGE

Innovation & Globalization

Providing a Brand New Tomorrow to
Everyone on Earth

Design for Future

Design for Comfort

Design for Control

Design for Future

We provide reliable technologies approved and cultivated in the European market where environmentally friendly regulations are very strict. We are working on making environmentally friendly products we can be proud of in the future in our research, development and manufacturing processes.

Our Pioneering Efforts Make Green Future

Approach to new energy efficiency standard Fujitsu General following the EU climate action plan 20/20/20 by 2020.

20% Less Primary Energy Use

Fujitsu General products with high efficiency and therefore low electricity

20% Less CO_2 Emissions

Fujitsu General products sharply following the F-gas regulation 517/2014

20% Share of Renewable Energy

Fujitsu General promoting air sourced heat pumps as renewable energy source heating systems

New Energy Labelling Requirement 626/2011/EU
Our Air Conditioners have reached the **"Class A"** ranking, the highest energy efficiency level that is now shown on energy labels in Europe.

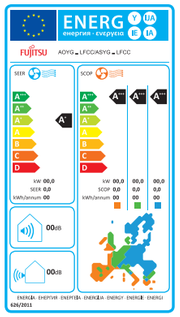

	SEER (Cooling mode)	SCOP (Heating mode)
A+++	SEER ≥ 8.50	SCOP ≥ 5.10
A++	6.10 ≤ SEER < 8.50	4.60 ≤ SCOP < 5.10
A+	5.60 ≤ SEER < 6.10	4.00 ≤ SCOP < 4.60
A	5.10 ≤ SEER < 5.60	3.40 ≤ SCOP < 4.00
B	4.60 ≤ SEER < 5.10	3.10 ≤ SCOP < 3.40
C	4.10 ≤ SEER < 4.60	2.80 ≤ SCOP < 3.10
D	3.60 ≤ SEER < 4.10	2.50 ≤ SCOP < 2.80
E	3.10 ≤ SEER < 3.60	2.20 ≤ SCOP < 2.50
F	2.60 ≤ SEER < 3.10	1.90 ≤ SCOP < 2.20
G	SEER < 2.60	SCOP < 1.90



EU strengthen F-gas Regulation introduced 2014.

New EU F-gas Regulation aims prevention of emissions and reduction the use of higher GWP F-gases.

Key elements

- Phase down approach
- Quota allocation
- Restrictions on the placing on the market
- Traceability of HFC contained in pre-charged equipment

Fujitsu General work on the reduction of HFC with innovative efforts

New refrigerant R32 for the reduction of the global warming potential.

Key points

- The ozone-depleting potential (ODP*1) is 0!
- Environmental properties
- Performance
- Economic efficiency

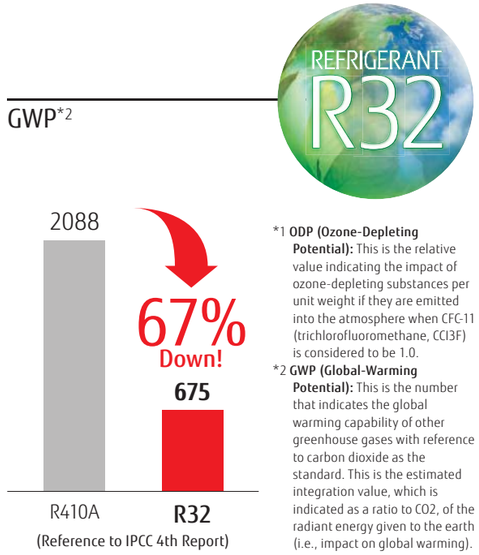

*1 **ODP (Ozone-Depleting Potential):** This is the relative value indicating the impact of ozone-depleting substances per unit weight if they are emitted into the atmosphere when CFC-11 (trichlorofluoromethane, CCl3F) is considered to be 1.0.

*2 **GWP (Global-Warming Potential):** This is the number that indicates the global warming capability of other greenhouse gases with reference to carbon dioxide as the standard. This is the estimated integration value, which is indicated as a ratio to CO2, of the radiant energy given to the earth (i.e., impact on global warming).

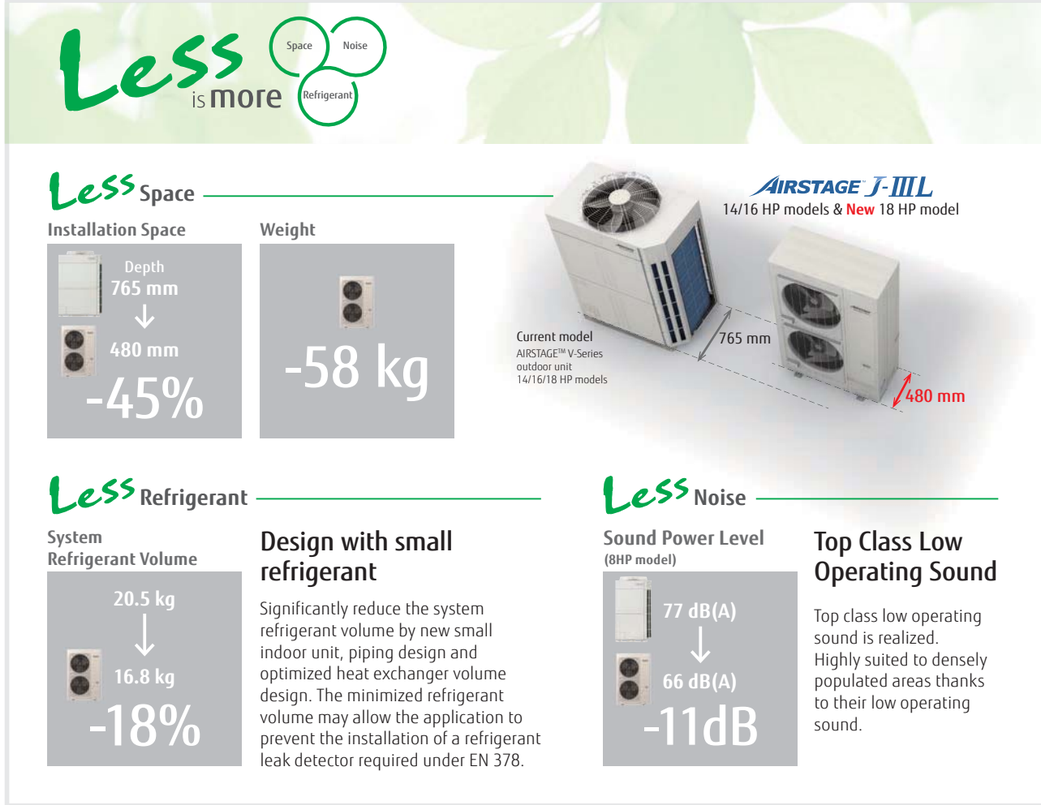

Design for Comfort

Fujitsu General has developed and commercialized numerous world-first technologies with a commitment to real comfort. This concept also applies to our designs. We will continue to pursue the possibilities of air conditioners and provide new comfort in the future.

*1, *2, *3, *4, *5

Comfort by Design with Advanced Technology

The Dual Side Fans equipped to our flagship "nocria X" model optimally control the airflow. Their distinctive form delivers comfortable airflow to the corners of room. The Power Diffuser opens the lower flap of the main unit to blow warm air downward. This heats up rooms from the floor to increase heating efficiency. Lambda Heat Exchanger improves the operating efficiency and expands the possibilities of design, such as compactness of indoor units. Moreover, we have developed the automatic cleaning of filters for the first time to ensure maintenance and operating efficiency.
The airflow control system of nocria X is also applied to cassette type. 3 airflows create comfortable space. Fujitsu General is developing unique technologies to provide pleasant spaces.


The Dual Side Fans*1


Filter Auto Clean*3




3 Air Outlet Ports*5

*1: Announced 2012. In room air conditioner for the home (our company's investigation)
*4: Announced 1991. In room air conditioner for the home (our company's investigation)
*2: Announced 1994. In room air conditioner for the home (our company's investigation)
*3: Announced 2012. In room air conditioner for the home (our company's investigation)
*5: Announced 2018. In room air conditioner for the home (our company's investigation)

Comfortable Airflow

DUAL BLASTER

Comfortable airflow control to prevent the body from being exposed to airflow.

Design

NEW

New 3D Flow Cassette

- Achieves a comfortable living space throughout the entire room using 3 airflows.*5
- The unit was designed to overcome a variety of installation limitations, which can occur at installation site.
- New air discharge design provides high intact and smooth discharge with reduced loss and top-class high energy saving performance.

Temperature distribution during cooling and heating
(when set to comfortable airflow)

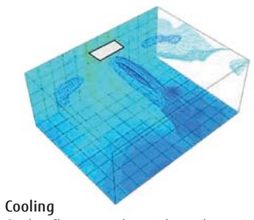

Cooling
Cool airflow spreads out throughout the room so that there is a comfortable coolness anywhere in the room
*When cooling operation is stable with an outside air temperature of 35°C, a set temperature of 18°C and an air volume set to "Hi" in a 40 m² environmental our test room for the AUXS018GLEH

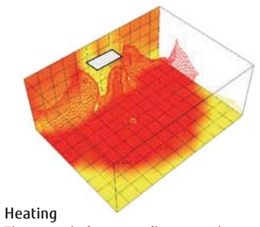

Heating
The spread of warm airflow near the floor*6 is approximately 80% of the room – this is approximately three times that of conventional duct type air conditioners*7
(Refer to the figure below)
*When heating operation is stable with an outside air temperature of 7°C, a set temperature of 30°C and an air volume set to "Hi" in a 40 m² environmental our test room for the AUXS024GLEH

*6: When heating operation is stable with an outside air temperature of 7°C, a set temperature of 30°C and an air volume set to "Hi" in a 40 m² environmental our test room for the AUXS018GLEH, the temperature distribution 10 cm above the floor was measured and the areas at 28°C or more were compared.
*7: Fujitsu General ARXK24GCLH duct type air conditioner

Beautiful Space Design

Design Award winning products
Wall Mounted


KM Series
GOOD DESIGN


KG Series
GOOD DESIGN


LT Series
reddot design award winner 2012

This fits grid ceiling system.
Compact Cassette
Grid type


Beautiful designs from all angles.
Cassette Circular Flow

OUR MESSAGE

Design for Control

Using the Internet of Things (IoT), Fujitsu General actively provides services that allow users to control air conditioners from their smartphones.
We will expand open co-creation efforts with external partners and deepen our use of IoT and artificial intelligence (AI) to develop new functions and services in efforts to develop secure, convenient air conditioners.

User Friendly Interface

User friendly screen display facilitates easy operation.

By using our Wireless LAN Interface and "FGLair" app, you can control your home's cooling and heating anytime and anywhere.

Get FGLair
Download Free

Download on the App Store

Google play

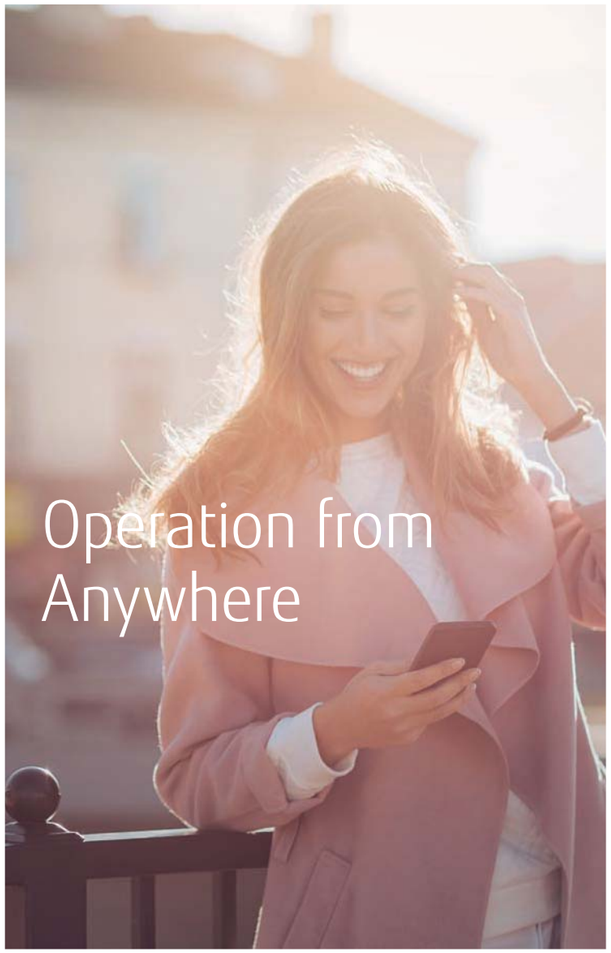



If you forget to turn off your system before you left your home - no problem!

"FGLair" is an application software that enables you to operate the Fujitsu General's air conditioner(s) with a mobile device from anywhere out of your home or when you are on travelling.

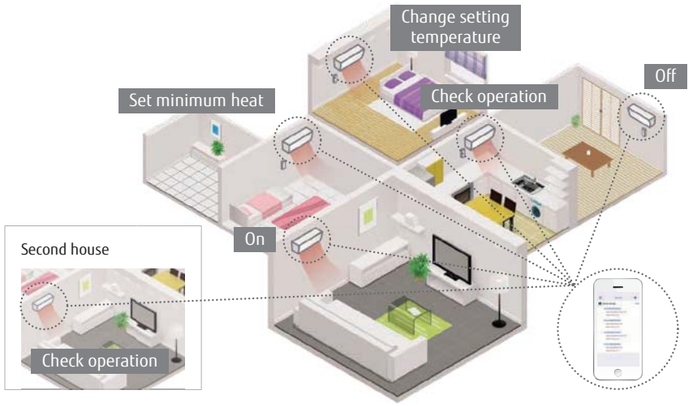

Wireless LAN Interface

The exclusive Wireless LAN adaptor enables to operate the air conditioner by smartphone or tablet PC from outside.

+

FGLair

New Central Remote Controller for VRF

New Central Remote Controller allows many menus to display on the top screen by adopting touch panel screen. Necessary window pops up only by touching the menu you want to operate. More intuitive operation can be performed.

Remote monitoring/ Remote operation

New central remote controller can control your tenant's air conditioner anytime and anywhere.

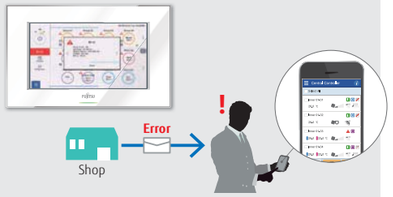

History

1936 Established as Yaou Shouten Ltd.

Overseas Air Conditioning Business since 1971

1960: Air conditioning business starts. Japan-domestic business starts.

1971: Air conditioner exports to Middle East.
1977: "Super Power, Super Quiet" series
1982: Window type 3 Super series

AL/AX series

1985: Large wall mounted and multi air conditioner introduced.

1950 ~

For Residential

WORLD'S FIRST *1,*2

1991: Air conditioner with the world's first lambda heat exchanger

1994: Air conditioner with the world's first power diffuser

1970 ~

For Commercial

2001

AIRSTAGE™ series is released. VRF air conditioners for large-sized buildings.

WORLD'S FIRST *3

2002

Air conditioner with the world's first automatic self-cleaning filter system



nocria

2000 ~

For Light Commercial

2004

Standalone type small VRF AIRSTAGE™ J series is released.

2006

VRF Heat Pump type Max. 42 HP AIRSTAGE™ V series is released.

2009: Heat Pump Modular type Max. 48 HP AIRSTAGE™ V-II series is released.

2009

Air to Water system is released.

WATERSTAGE

2010 ~

2011: High energy saving type AIRSTAGE™ J-II series is released.

2014: Small & lightweight outdoor unit AIRSTAGE™ J-IIS that has improved easy installation with a single fan

AIRSTAGE J-IIS

2016

Small VRF AIRSTAGE™ J-III that has advanced energy saving and easy installation is released.

AIRSTAGE J-III

2012

Heat Recovery Modular type AIRSTAGE™ VR-II max. 48 HP is released.

2014-15

Heat pump modular type AIRSTAGE™ V-III max. 54 HP ideal for large properties is released

AIRSTAGE V-III

2011

Hi-spec Design model is released.

LT Series LU Series

2017

Flagship Wall Mounted models

WORLD'S FIRST *4

KX Series nocria X

2019 New Topic

2017-19 NEW

New small VRF AIRSTAGE™ J-IIIL suitable for diverse light commercial properties is released.

AIRSTAGE J-IIIL

8-16 HP models
& New 18 HP model

2019 NEW

New cassette style release.

WORLD'S FIRST *5

3D Flow Cassette

2018-19 NEW

Environment-friendly new refrigerant R32 models are added.

REFRIGERANT R32

KM Series

Single / Multi Split

Multi Split

2019 NEW

Air to Water system High capacity models that increase heating efficiency are added to our lineup.

WATERSTAGE

15/16/17 kW models

Manufacturing Company Establishment

1955: Headquarters in Kawasaki

1964: Electronic components factory in Ichinoseki

1977: Air conditioner manufacturing company in Hamamatsu (now Hamamatsu business office.)

1991: Air conditioner manufacturing company in Thailand.

1994: Air conditioner manufacturing company in Shanghai, China.

1998: Air conditioner motor manufacturing company in Thailand.

2006: VRF air conditioner manufacturer, sale, and service company in China.

2007: Air conditioner technology building completed on Main Office group. Air conditioner R&D Center in Kawasaki

2009: Operation of compressor factory begins in Thailand.

2012: Joint venture in Thailand to manufacture compressors

2016: Commercial use air conditioner R&D Center in Thailand

2019

Construction of new building to strengthen development capabilities at Kawasaki head office:

Base to create new value by combining internal and external knowledge

Sales & Service Maintenance Company Establishment

Fujitsu General (U.K.) Co., Ltd. (U.K.)

Fujitsu General (EURO) GmbH

1976: North America sales company

1977: Europe sales company (UK)

1978: Australia sales company / Europe sales company (Germany)

1980: Brazil sales company

1997: Asia sales company (Singapore)

1998: Middle East sales company (UAE) / New Zealand sales company

2000: Air conditioner manufacturing and sale technical partnership in India

2002: Taiwan sales company

2006: China sales company

2016: THE AIRSTAGE on Broadway in New York

THE AIRSTAGE ON BROADWAY
Fujitsu General Solution Center

*1. Announced 1991. In room air conditioner for the home (our company's investigation) *2. Announced 1994. In room air conditioner for the home (our company's investigation)

*3. Announced 2002. In room air conditioner for the home (our company's investigation) *4 Announced 2012. In room air conditioner for the home (Our company's investigation)
*5: Announced 2018. In room air conditioner for the home (Our company's investigation)

World Wide Locations

Promoting Globalization from a global perspective while emphasizing the actual local situation in the field under the aim of advancing our five-base system (Europe, Middle East, Asia & Oceania, Americas, and Japan)

JAPAN Head Office

New Technology Research Building (Japan)

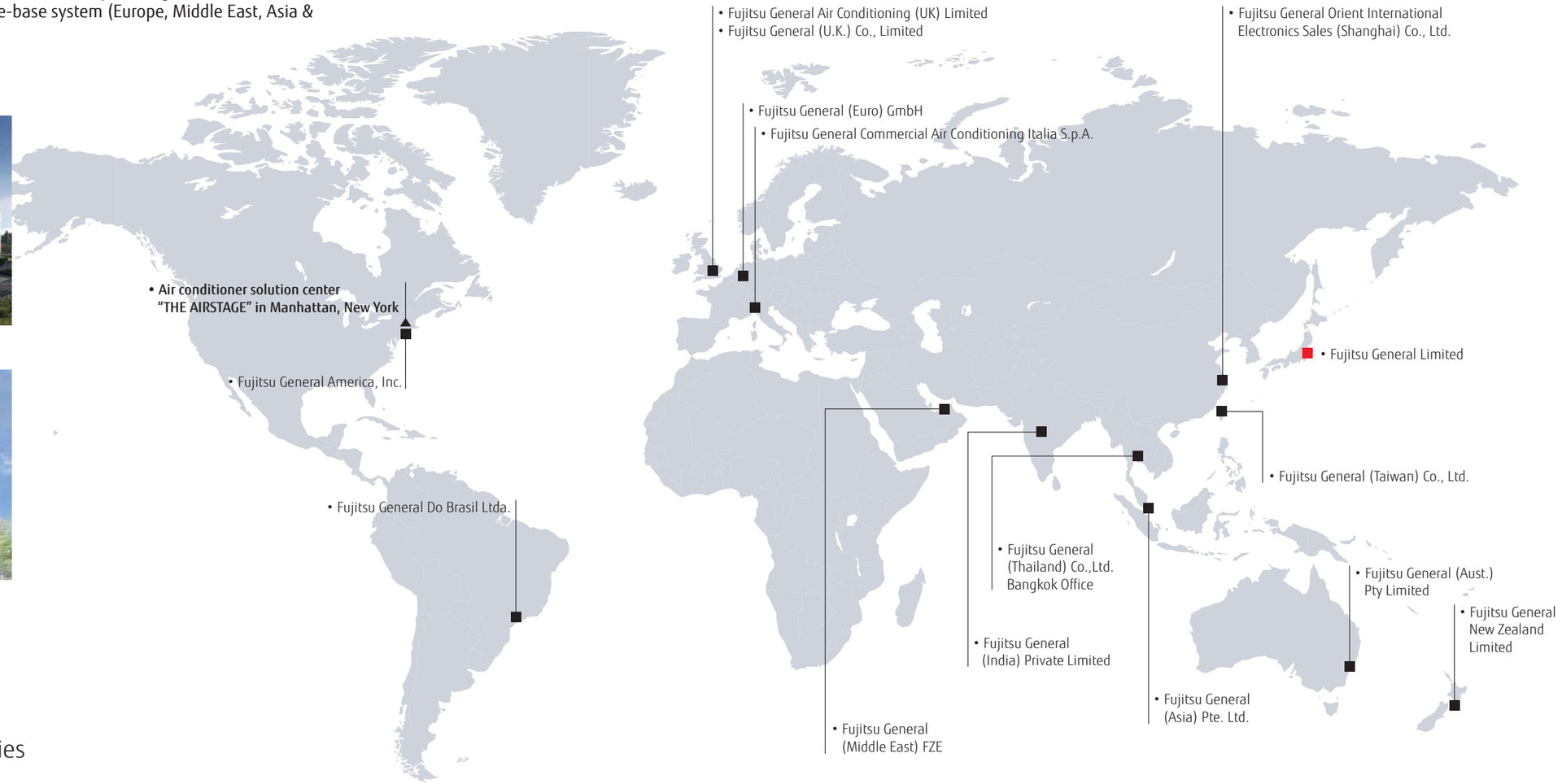

15 Overseas Sales Companies

Fujitsu General Orient International Electronics Sales (Shanghai) Co., Ltd. (China)

Fujitsu General (Taiwan) Co., Ltd. (Taiwan)

Fujitsu General (Thailand) Co.,Ltd. Bangkok Office (Thailand)

Fujitsu General (Asia) PTE. Ltd. (Singapore)

Fujitsu General (EURO) GmbH (Germany)

Fujitsu General (U.K.) Co., Ltd. (U.K.)

Fujitsu General Air Conditioning (UK) Limited (U.K.)

Fujitsu General Commercial Air Conditioning Italia S.p.A. (Italy)

Fujitsu General (Aust.) Pty Ltd. (Australia)

Fujitsu General New Zealand Ltd. (New Zealand)

Fujitsu General (Middle East) FZE (U.A.E.)

FUJITSU GENERAL SOLUTION CENTER "THE AIRSTAGE" (U.S.A.)

Fujitsu General Do Brasil Ltda.(Brasil)

Fujitsu General (India) Private Limited

Fujitsu General America, Inc. (U.S.A.)

OUR MESSAGE

Global Business Activities

We are engaging in advertising, human resource development, CS activities, and social contribution activities worldwide.
These activities have been recognized throughout different regions by the awards we have been honored with.

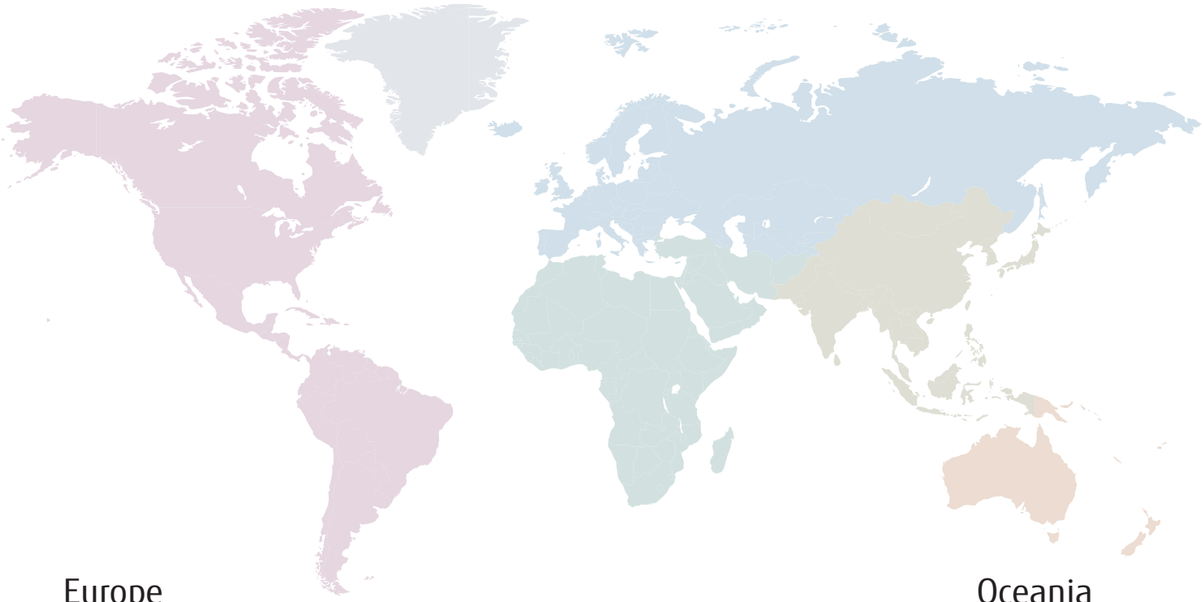

North/South America


AHR Expo


HVAC trade show in Brasil


Distributor meeting


Call center

Middle East


Exhibition


Exhibition


Technical seminar


Training for dealers

Europe


HVAC trade show in Europe countries


Presentation & training


HVAC trade show in Europe countries


ACR Show

Oceania


HVAC trade show in Australia

Charity (Christchurch)


Service & Maintenance

Asia

New Product Presentation Meeting


VRF training


SE training


Call center

International authoritative design awards


"Dealer Design Awards" of "the NEWS"


Gold Award (Category: HVAC & PLUMBING) in Reader's Choice Awards


TOP OF MIND 2016" First prize in "MARCA DE EQUIPAMENTODE AR-CONDICIONADO" category of "CLIMATIZACAO" division

Super brand is the world's largest independent arbiter of branding

The iF Product Design Award is given each year by "iF International Forum Design GmbH" for industrial products from around the world.

reddot award 2019 winner

The product design competition has existed since 1955. Its award, the "red dot", is an internationally recognized quality seal.


Coolworld Industry Awards "Most Efficient Air Conditioner"

Canstar Blue Most Satisfied Customers Award


China State Construction Engineering Luban Prize

GOOD DESIGN

The Good Design Award is sponsored by the Japan Institute of Design Promotion and is awarded once a year for an item of excellent design.

Project Reference

Our product is popular because of its high quality, energy saving, and easy installation, and so has been installed in a wide range of building types including high-rise office buildings, stores, hotels, public facilities, schools, hospitals and residential.

Fujitsu General's Products have been installed in over 50 countries worldwide.

For Light Commercial

1 Shop in Europe
2 Shop in Europe
3 Museum in Europe
4 Hotel in Oceania
5 Restaurant in Middle East
6 School in U.S.A.
7 Hospital in Asia
8 Shop in Asia



For Commercial

9 Office in Europe
10 Office in Europe
11 Office in Europe
12 Hotel in Asia

For Residential

13 Residential in Europe
14 Residential in Europe
15 Residential in Oceania
16 Residential in Middle East

OUR MESSAGE

Global Development
& Production Bases

R&D centers are set up in five countries of Japan, Europe, Asia, China and North America in the world.
We pursue the environmental property and comfort to meet each area needs.

- Head Office
- R&D Center
- Manufacturing Companies

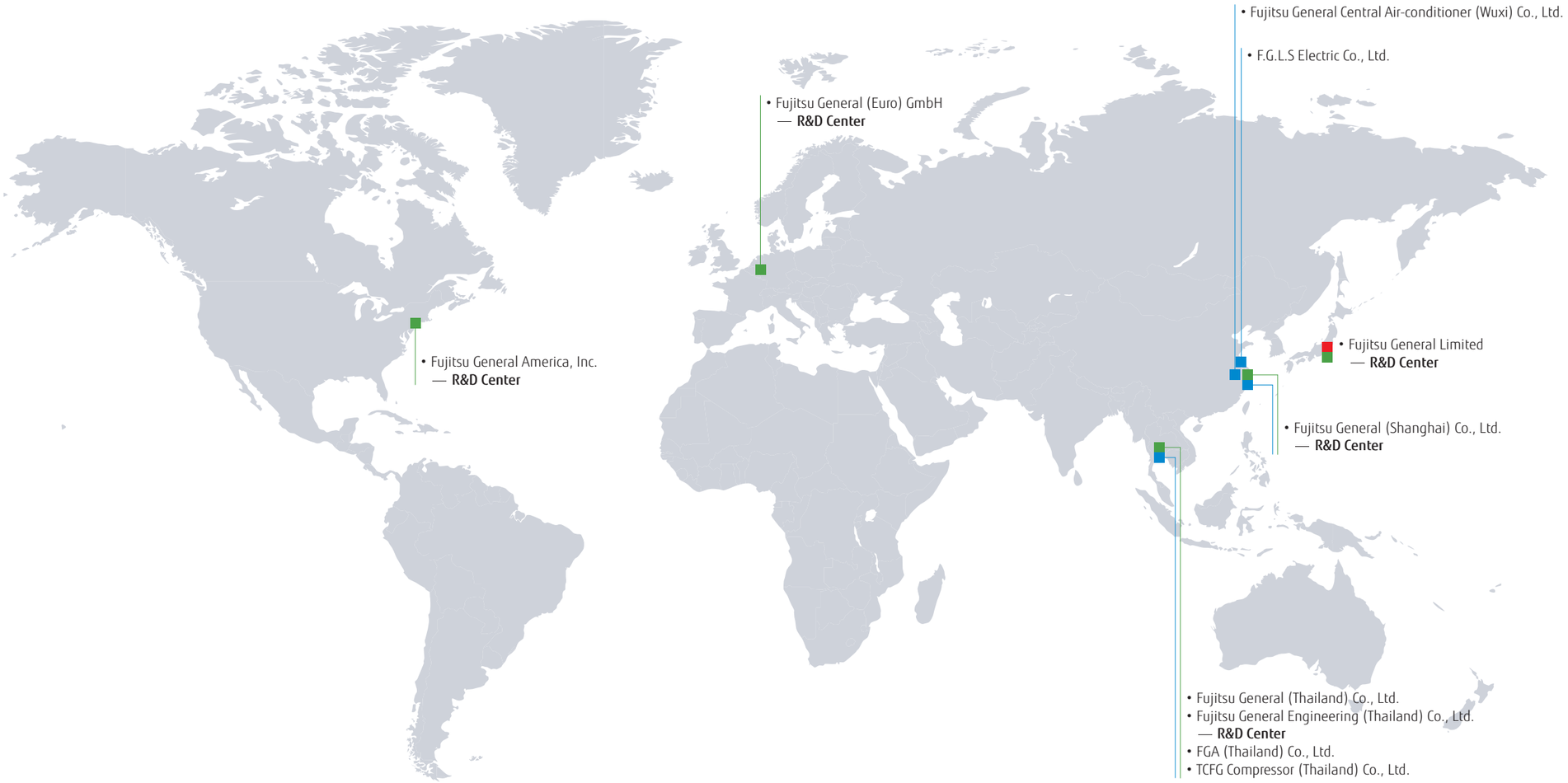

Overseas Manufacturing Companies


Fujitsu General (Shanghai) Co., Ltd. (China)


F.G.L.S. Electric Co., Ltd. (China)


Fujitsu General Central Air-conditioner (Wuxi) Co., Ltd. (China)


Fujitsu General (Thailand) Co., Ltd. (Thailand)


Fujitsu General Engineering (Thailand) Co., Ltd. (Thailand)

FGA (Thailand) Co., Ltd. (Thailand)


TCFG Compressor (Thailand) Co.,Ltd. (Thailand)

R&D Center & New Technology Research Building


R&D Center in Fujitsu General (Shanghai)


R&D Center in Fujitsu General Engineering (Thailand)


R&D Center in Fujitsu General (EURO) GmbH (Germany)


R&D Center in Fujitsu General America (U.S.A.)

JAPAN Head Office
R&D Center and 60 m Height Difference Testing Tower (Japan)

New
Technology Research Building
in Japan Head Office

OUR MESSAGE

High Quality Development
& Production Facilities

Advanced Research Facility and Equipment

Performance Testing

Air Volume Measurement Room
Measure air volumes of the air conditioners from compact RAC models to VRF.

Calorimeter
Measure the cooling/heating capacity by measuring the inlet and outlet temperatures, humidity, and air volume of the air conditioner.

Silent Room
Measure the operating sounds of air conditioners with the sound reflection-proof walls and ceiling.

Reliability Testing

Constant Temperature Room
Check on the product performance in cooling/heating operation under the various temperature and humidity conditions.

Practical Test Room
Check on whether the air conditioners performance under the actual house conditions is sustainable.

Shower Test Room
Check on whether the electrical box of the outdoor unit is protected by rain waters with Typhoon like wind.

Transportation & Handling

Compressibility testing

Vibration testing

New
Technology Research Building
in Japan Head Office

Testing Laboratory

Fujitsu General EMC Laboratory Limited



60 m Height Difference Testing Tower
Objective is to confirm oil circulation of compressor for reliability

Fujitsu General is one of Japan's leading manufacturers with an R&D Center in Japan. We provide customers with the highest quality and performance using these facilities.

Acquisition of ISO 9001 and ISO 14001

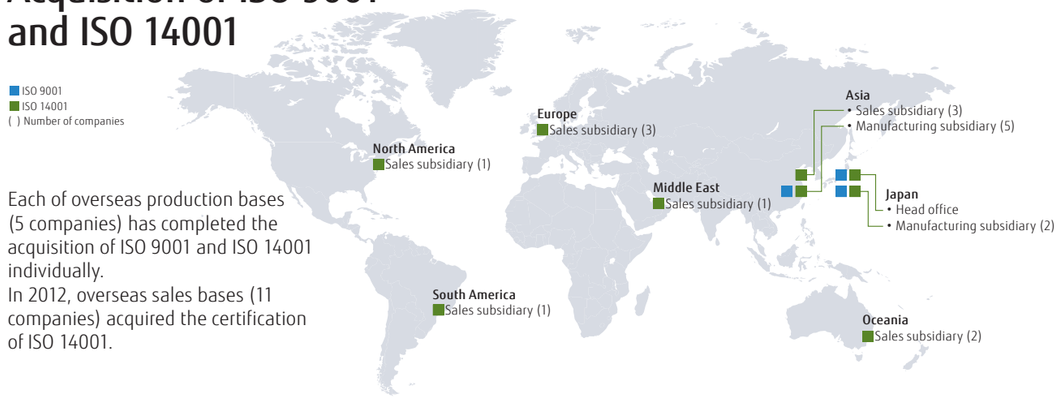

Each of overseas production bases (5 companies) has completed the acquisition of ISO 9001 and ISO 14001 individually.
In 2012, overseas sales bases (11 companies) acquired the certification of ISO 14001.

High Product Quality Assurance

All Fujitsu General factories have acquired ISO 9001, and have built a quality control system common around the world. High quality products are offered to all over the world based on stringent quality inspections.

Receiving inspection

Parts procurement requires a supplier's test report. European regulation RoHS inspection is also performed by special test department in-house. Total number inspection is performed especially on main parts to remove defectives.

Stringent product quality inspection

Stringent quality inspection is carried out at all production processes. High quality is maintained by stringent checks by inspectors and repetitive inspection.

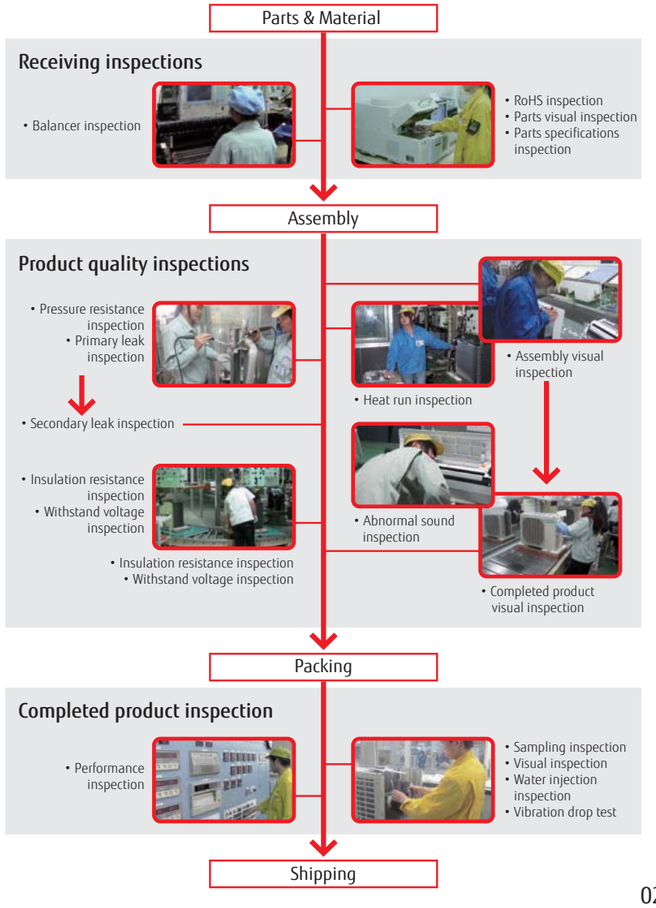

2019 New Products

REFRIGERANT R32 SPLIT

Wall Mounted
Exquisite Design Range series
High Efficiency & Comfort
Future Release

KE Series

- 7/9/12 class 3 models, 2 colors
- New compact design chassis
- High energy efficiency
- New type Wireless LAN adaptor (option)
- R32 refrigerant & low refrigerant volume

Wall Mounted
Standard Range series
High Efficiency & Large Room

Page 062

KM Series

- 18/24 class 2 models
- High energy efficiency
- Family look design
- New type Wireless LAN adaptor (option)
- R32 refrigerant & low refrigerant volume

Wall Mounted
ECO Range series
Compact & Comfort

Page 064

KP Series

- 7/9/12 class 3 models
- New compact design chassis & high energy saving
- New type Wireless LAN adaptor (option)
- R32 refrigerant & low refrigerant volume

Cassette
Compact 4-way Flow series
Compact & Comfort

Page 080

- 9 – 24 class 6 models
- Compact & stylish panel design
- Easy maintenance

Cassette
Circular Flow series
Comfort for Large Room

Page 084

- 18 – 54 class 7 models
- Individual louver control
- Various cassette grille
- Unique circular flow design

Slim Duct
Slim & Comfort

Page 092



- 9/12/14/18 class 4 models
- High efficiency & quiet operation
- Small and light weight outdoor unit
- Up to -15°C at cooling operation

Medium Static Pressure Duct
Compact & Comfort

Page 096

- 12 – 54 class 9 models
- High efficiency & quiet operation
- Small and light weight outdoor unit
- Up to -15°C at cooling operation

Medium Static Pressure Duct
Standard

Page 100

- Single phase 22 – 45 class 5 models
- Compact outdoor unit
- Slim & compact design indoor unit
- Up to -15°C at cooling operation

High Static Pressure Duct

Page 104

- 45/54 class 2 models
- Compact outdoor unit
- All DC inverter technology
- Design also corresponding to high static pressure

MULTI SPLIT

2 Rooms Multi Outdoor units

Page 128

- 14/18 class 2 models
- Space saving application
- Up to -15°C at cooling operation
- Various indoor units lineup

14 class

18 class

New indoor unit lineup

Page 142

- 4 types 20 models
- Capacity range from 2.0 kW to 4.0 kW class

Wall Mounted

Compact Cassette



Mini Duct

Slim Duct

Simultaneous Multi Twin/Triple

Page 136

- 4/5/6 HP 3 models
- Slim & Compact design outdoor unit
- Flexible installation

Twin 36 class

Twin/Triple 45/54 class

New indoor unit lineup

- 3 types 6 models indoor units

Compact Cassette

Slim Duct



Medium Static Pressure Duct

VRF

AIRSTAGE J-III L

Outdoor Unit 18 HP model

Page 184

- Slim & compact design
- Top class low noise
- Up to 42 indoor units can be connected
- Design with small refrigerant

3D Flow Cassette for VRF

Page 206

- 18/24 class 2 models
- Three air outlet ports realize wide air flow
- Three air outlet ports can be controlled individually
- High energy saving
- Low input power

WORLD'S FIRST *1

*1: Announced 2018. In room air conditioner for the home (our company's investigation)

CONTROL SYSTEM

Wireless LAN Interface

Page 236

- Operation from anywhere
- Easy to install and set up

Central Remote Controller

Page 247

- Remarkable design
- User friendly
- Remote monitoring operation
- Supporting Max. 12 different-languages

AIR TO WATER

WATERSTAGE

Split type & Split DHW Integrated type Super High Power Series

Page 278

- 15/16/17 kW class 3 models outdoor units, 4 models Hydraulic indoor units
- Advanced heating capability at low outside temperature
- Enhanced anti-freezing functions in cold areas
- Quiet design against the noise when being operated at night

From Business to Private Spaces

SOLUTIONS

For Light Commercial

We offer comfortable and economical air conditioning systems focused on small to medium-sized buildings.

For Commercial

We provide single and modular type VRF systems designed for high efficiency, comfort, freedom of design, easy installation and high reliability.

For Residential

We provide smart air conditioning systems with a wide range of control options for comfortable control and convenient use.



A casual conversation with a colleague at work

A presentation in a large meeting room

A restaurant you dropped by when going out Your regular living room

We have a lineup of air conditioners ideal for all these situations – from business to private spaces. The air conditioners of Fujitsu General can be found in various settings of life.

Restaurant, Shops

For Light Commercial

Fujitsu General provides perfect total air conditioning systems that offer smooth support by tenant, by purpose and by customer visit frequency in shops and restaurants with multiple lighting and a high density of customers.

New Single Split

For Restaurant

R32 large models lineup expanded

The lineup of cassette type and duct type suitable for large spaces has been expanded by adding models that use the environmentally-friendly new refrigerant R32.

High Static Pressure Duct

Medium Static Pressure Duct

Slim Duct

Mini Duct

Compact Cassette

Circular Flow Cassette Series

Circular Flow Cassette Series
For ambiences with dim lightings

For bright Interior rooms etc.

Color variations by two panels

Both black and white panels are available for Cassette type. Black panel is suitable for the dark place such as a restaurant with atmosphere. White panel is usually used at bright areas such as offices. (Available to single split and VRF indoor units)

New Simultaneous Multi

For Shops

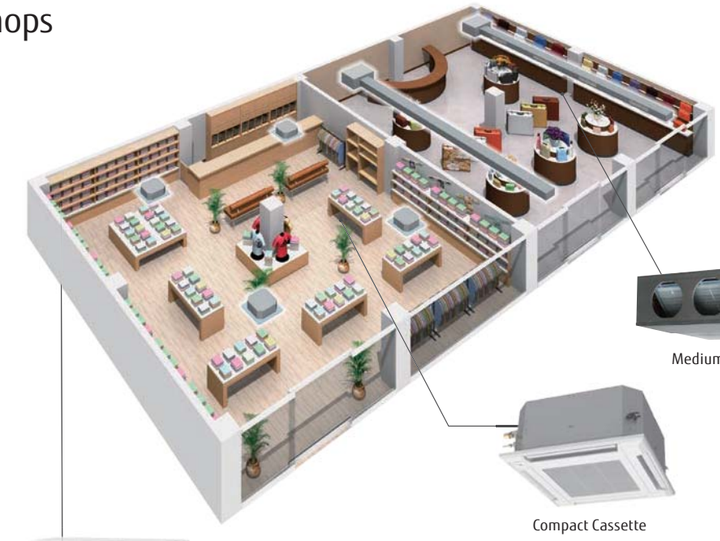

Twin 36 class
(Single phase)

Twin/Triple 45/54 class
(Single phase)

Medium Static Pressure Duct

Compact Cassette

Various indoor unit lineup

We provide 3 types of indoor units. You can select them to suit the atmosphere and layout of your shop.

Slim Duct

Small and light weight outdoor unit

Models using new refrigerant R32. Compared to the current models the outdoor unit is more compact and easier to install. (45/54 models)
A compact cassette grid type for grid ceiling systems was added for indoor unit lineup and ease of installation was improved.



Small Offices

For Light Commercial

Fujitsu General provides perfect total air conditioning systems that take into account energy saving, low noise, comfortable airflow, small room application and centralized control for small-sized office buildings with many small rooms.

AIRSTAGE™

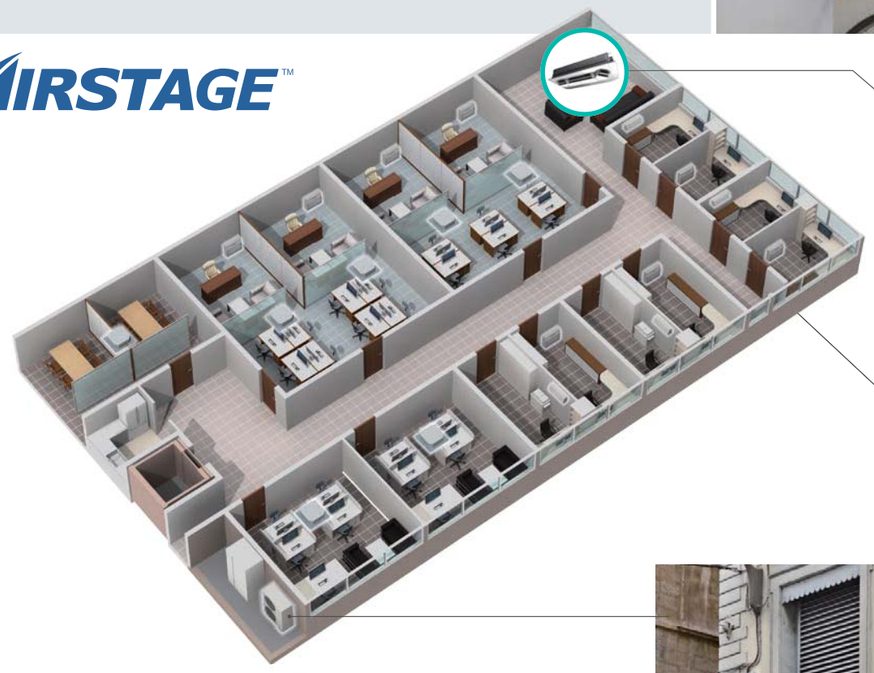

J-III J-IIIL J-IIIL High capacity model

AIRSTAGE™ J-Series Up to 18 HP by compact outdoor unit

Small VRF system is suitable for the buildings with many small rooms. Max. 42* indoor units can be connected.

*Only J-IIIL 18 HP model



J-IIIL

Compact and low noise design outdoor unit

This compact outdoor unit does not take up much space even if installed in a machine room or on the rooftop. This unit secures enough static pressure even if there are louvers. Low noise operation is possible at nighttime by a low noise mode.

New style 3D flow cassette provides more comfort

The left and right air outlet ports with max 100° rotation angle and the wide center air outlet port can minimize uneven temperature to create a comfortable space.

Various indoor units lineup for low capacity class

Various range of low capacity 1.1 kW indoor units to suit small rooms or spaces.

New centralized remote controller with improved operability

Temperature management of each room and one week operation control management/settings are supported easily. This controller makes energy saving management possible with upper/lower temperature limit settings and operation prohibited settings.

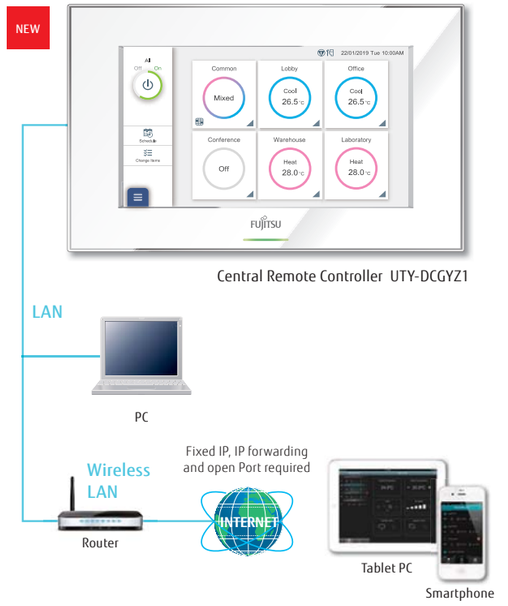

*Wireless LAN support : Future release

Control and monitoring

The same management as with the main unit is possible even if you are at your desk. Non-administrators can also operate the air conditioners with a PC, Smartphone or tablet.



iOS, Android and/or Windows

Hotels

For Light Commercial

Fujitsu General provides perfect total air conditioning systems that take into account comfort, energy saving, external appearance, safety and easy installation for small low-rise hotels.

AIRSTAGE™

J-IIIL
High capacity model

J-IIIL

J-III

AIRSTAGE™ J-Series appearance-oriented compact outdoor unit

Due to the lowest and most compact design in the industry, the appearance of hotel is not damaged even when installed on the building.

Ventilation of the whole hotel supported

Outdoor air processing is essential in hotel spaces with a high degree of airtightness. The DX-Kit can link up with air conditioners to ensure sufficient ventilation.
This system can be expanded.

EEV unit

Control unit

Guest room air conditioning with excellent comfort, energy saving and easy installation

Space saving
Mini duct type with 198 mm height and 450 mm depth. This can be installed in narrow ceiling space easily.

Mini Duct

Card key switch available
Using the card key prevents you from forgetting to switch off the air conditioner.

Comfortable airflow that switches up and down air directions
The Auto Louver Grille Kit achieves comfortable airflow by adjusting the air direction.

Use of an external connect switch

Auto Louver Grille Kit

Centralized control of air conditioning in shared spaces

Air conditioning in shared spaces such as lobbies and hallways is controlled centrally. Temperature and operating conditions can be managed without the adjustment by guests.

System controller

Simple Remote Controller with sophisticated design

Suitable for hotels or offices as it is easily operated with no complex functions.
Large LCD screen & simple operation buttons White colored backlight on monitor enable easy operation in dark.

Large space air conditioning in the reception and lobby

Ultra-large duct type single split system suitable for large spaces with high ceilings

School

For Light Commercial

Fujitsu General provides the optimal number of connected indoor units for mid-sized educational institutions. The degree of freedom of the installation location selection is improved with a compact design that minimizes the installation area. Even one outdoor unit can cover the entire school building.

AIRSTAGE™

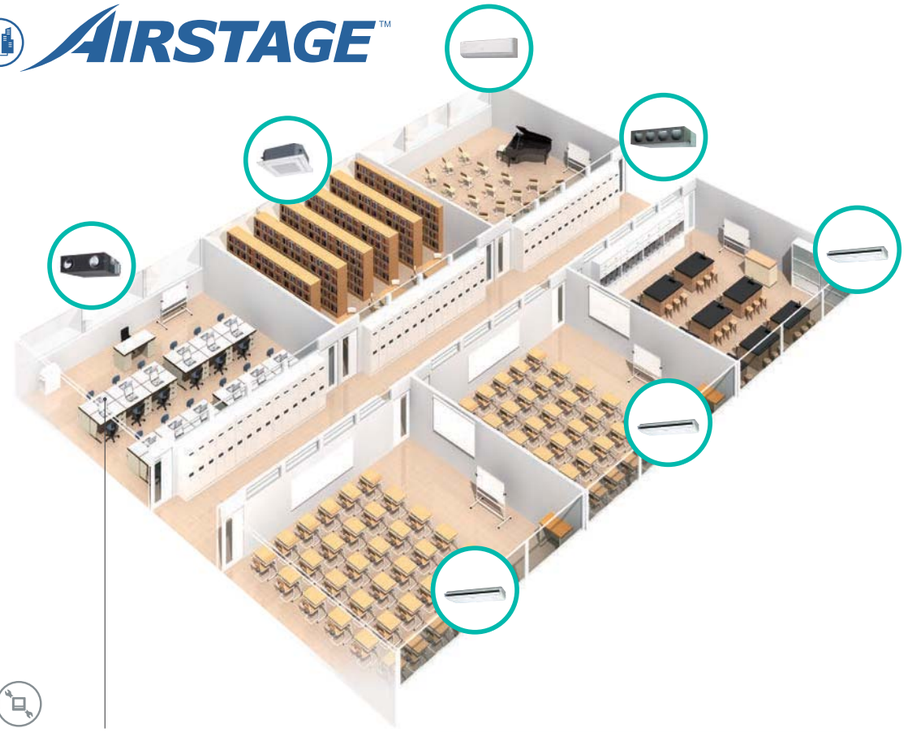

Centralized control of both air conditioning and ventilation equipment

It is possible to perform centralized control to stop the operation of lighting and ventilation equipment in addition to air conditioners. This is useful in energy saving management over the whole building.

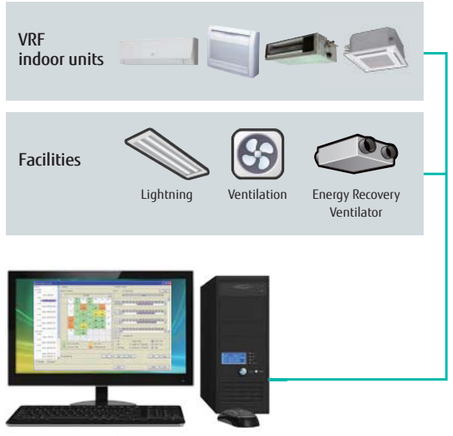

System Controller Lite

Mini Duct

Medium Static Pressure Duct

Ceiling

Wall Mounted

Various indoor units

We have a lineup of indoor units that can also support complex applications – from normal classrooms to special classrooms and auditoriums. Air conditioners can be also added easily.

Energy Recovery Ventilator

Circular Flow Cassette

Comfortable room air conditioning without airflow feeling

Circular Flow Cassette blows out in all directions without temperature unevenness

Individual airflow direction control to prevent people from being exposed to airflow

Energy saving operation when there are no people by linking up with human sensor

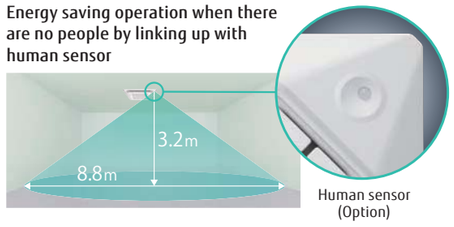

Large Building

For Commercial

Fujitsu General provides modular type VRF systems that seek high efficiency, comfort, design freedom, easy installation and reliability for skyscraper buildings.

AIRSTAGE™



Abundant lineup suitable to match the operating environment

VRF series lineup to meet various needs such as energy saving-orientated models and models compatible with a high outdoor air temperature of 52°C*

*: TROPICAL model only

AIRSTAGE™ VR-II

Smart and cutting-edge design. Extensive lineup from 8 HP to 48 HP in 2 HP increment. Connectable indoor unit capacity ratio up to 150%

8 HP - 48 HP 34 Models

- Space saving combination: 8 HP to 48 HP/21 models
- Energy efficiency combination: 16 HP to 44 HP/13 models

Individual air conditioning system for large buildings

Capacities can be expanded up to simultaneous cooling and heating with maximum 48HP. Large individual air conditioning is supported.

AIRSTAGE™ V-III

AIRSTAGE™ V-III TROPICAL SPEC

8 HP - 54 HP 39 Models

- Space saving combination: 8 HP to 54 HP/24 models
- Energy efficiency combination: 16 HP to 46 HP/ 15 models

Centralized control

Not only indoor units in the building but also facilities such as ventilation can be controlled easily by anyone.

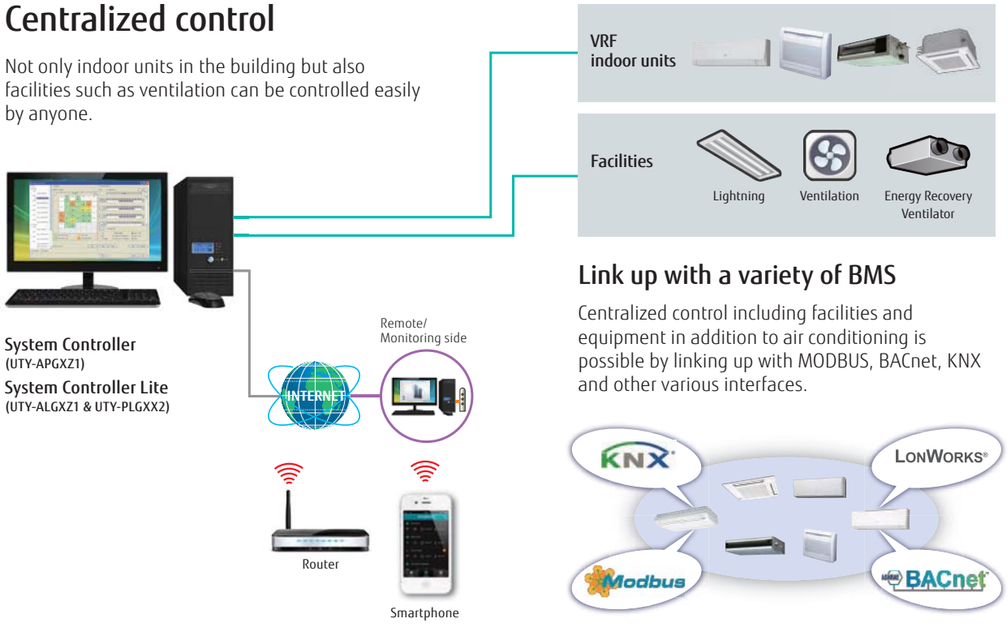

Link up with a variety of BMS

Centralized control including facilities and equipment in addition to air conditioning is possible by linking up with MODBUS, BACnet, KNX and other various interfaces.

High system flexibility

Flexible installation on each floor and installation of diverse indoor units are possible through the industry's top class high static pressure, long piping design and connection capacity.

82* Pa

*: 80Pa for VR-II



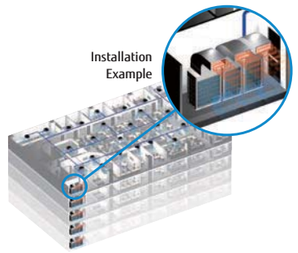

Rapid service support

The air conditioning of the entire building can be monitored remotely with Web Monitoring Tool and System Controller. Rapid response for emergency is possible by a self-diagnosis in advance in cooperation with a management company.

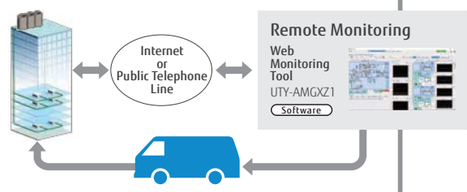

Residence

For Apartment & House

Fujitsu General provides the products that match spaces and the rhythm of life from living rooms where the whole family relaxes to small rooms such as bedrooms and children's rooms.

Various indoor units suitable for the characteristics of each room

KX Series

WORLD'S FIRST DUAL BLASTER nocria X

For Large Living Room & Dining Room

Advanced Airflow Model
Comfortable in every corner even in large living rooms and unusually shaped rooms

* Announced 2012. In room air conditioner for the home (our company's investigation)

NEW KM Series

For Large Room

Standard & Comfort
Optimum for large spaces by basic functions and powerful & comfortable airflow control

KG Series GOOD DESIGN

For Master Bed Room or Living Room

Good Design & Silent Model
High performance and low noise model with an emphasis on its design

KM Series GOOD DESIGN

NEW KP Series

For Bed Room or Home Office

Standard & ECO Range Series
High performance and compact design model for compact spaces such as bed room or home office.

Outdoor units suitable for residential environments

R32 Multi type released

Models using the environmentally-friendly new refrigerant R32 were released. Two new wall mounted types with improved visual design were added to the indoor unit lineup.

Operation from anywhere

With a single smartphone, you can check the operating status of not only your home air conditioner, but also the air conditioners in your second house and your parental home (up to 24 air conditioners).

NEW

Wireless LAN Interface (USB)

+ FGLair Download Free App Store Google play

By using our Wireless LAN Interface and FGLair app, you can control your home's cooling and heating anytime and anywhere.

Light Commercial & Residential

SPLIT

Refrigerant type R32 models

Wall Mounted

Cassette

Duct

Refrigerant type R410A models

Wall Mounted

Cassette

Duct

Floor/Ceiling

Energy saving design to provide a comfortable indoor environment while being environment-friendly.

An air conditioner that is people-friendly is also environment friendly. Fujitsu General meets various needs for from living rooms and bedrooms to stores, small offices and hotels.

Split Overview

Fujitsu General provides our customers with 6 types and 116 models air conditioning system ideal for various customer applications and layout. Environment-friendly new refrigerant R32 models are added.

WORLD'S FIRST*
DUAL BLASTER
nocria X

Wall Mounted

Installation work is simple and easy for wall mounted type. We have pursued airflow control and energy saving including our dual side fan equipped flagship models. At the same time, their flat and simple designs that match the interior are also attractive. We have a lineup with many models that have adopted the new environmentally friendly R32 refrigerant.

* Announced 2012. In room air conditioner for the home (our company's investigation)

Cassette

Cassette type adapts to the interior. This type blows air in four directions to perform the air conditioning of entire spaces evenly. We have a variety of series including Compact models that have adopted a new design panel to match grid ceilings and Circular Flow models that deliver air in 360° directions.

Duct

The main unit of this type cannot be seen, so your interior will feel clear. We have Mini Duct and Slim Duct models available to also enable installation in narrow spaces in beams or above the ceiling. For a large model suitable for air conditioning vast spaces, multiple outlets can be installed by only one unit. Therefore, these models are recommended for unusual room layout.

Floor

Floor type with compact and slim design is suitable for installation in both residential and commercial. This model is recommended as heating device because it blows warm airflow from both above and below outlets.

Floor/Ceiling

Two types of installation method – floor installation and ceiling installation – can be selected. This model has a compact design with a width of 990 mm and a depth of just 199 mm (ceiling installation: height). This means they can handle various installation conditions.

Ceiling

Installation work is as easy as with wall mounted type. This model can be installed neatly because it has a thin design with a height of 240 mm. It delivers a powerful wind far away from a wide outlet. Therefore, this model is ideal for oblong rooms such as large meeting rooms and audiovisual rooms with depth.

Indoor Units Lineup

FUJITSU GENERAL (Euro) GmbH participates in the ECP programme for AIR CONDITIONERS. Check ongoing validity of certificate: www.eurovent-certification.com
* Models so marked are not ECC certified.

Type	Series	Refrigerant	Model	Class 7	Class 9	Class 12	Class 14	Class 18	Class 22	Class 24	Class 30	Class 36	Class 45	Class 54
Wall Mounted	**Flagship Range Series** nocria X	R32				ASYG12KXCA								
	Designer Range Series High Spec & Design	R32		ASYG07KGTB	ASYG09KGTB	ASYG12KGTB	ASYG14KGTB							
	Standard Range Series High Efficiency & Comfort	R32		ASYG07KMTB*	ASYG09KMTB*	ASYG12KMTB*	ASYG14KMTB*							
	Standard Range Series High Efficiency & Large Room	R32	 NEW					ASYG18KMTA		ASYG24KMTA				
	ECO Range Series Compact & Comfort	R32	 NEW	ASYG07KPCA	ASYG09KPCA	ASYG12KPCA								
	ECO Range Series Comfort for Large Room	R32						ASYG18KLCA*		ASYG24KLCA*				
Cassette	**Compact 4-way Flow Series** Compact & Comfort	R32	 NEW		AUXG09KVLA	AUXG12KVLA	AUXG14KVLA	AUXG18KVLA	AUXG22KVLA	AUXG24KVLA				
	Circular Flow Series Comfort for Large Room	R32	 18/22/24 30/36/45/54 NEW					AUXG18KRLB	AUXG22KRLB	AUXG24KRLB	AUXG30KRLB	AUXG36KRLB	AUXG45KRLB	AUXG54KRLB
Duct	**Slim Duct**	R32	 09/12/14 18 NEW		ARXG09KLLAP	ARXG12KLLAP	ARXG14KLLAP	ARXG18KLLAP						
	Medium Static Pressure Duct Compact & Comfort	R32	 12/14 18/22/24/30 36/45/54 NEW			ARXG12KHTAP	ARXG14KHTAP	ARXG18KHTAP	ARXG22KHTAP	ARXG24KHTAP	ARXG30KHTAP	ARXG36KHTAP	ARXG45KHTAP	ARXG54KHTAP
	Medium Static Pressure Duct Standard	R32	 NEW						ARXG22KMLA	ARXG24KMLA	ARXG30KMLA	ARXG36KMLA	ARXG45KMLA	
	High Static Pressure Duct	R32	 NEW										ARXG45KHTA	ARXG54KHTA

FUJITSU GENERAL (Euro) GmbH participates in the ECP programme for AIR CONDITIONERS. Check ongoing validity of certificate: www.eurovent-certification.com
* Models so marked are not ECC certified.

Type	Series	Refrigerant	Model	Class 7	9	12	14	18	24	30	36	45	54	60	72	90
Wall Mounted	**Designer Range Series** High Spec & Design	R410A			ASYG09LTCA	ASYG12LTCA										
	Designer Range Series High COP			ASYG07LUCA	ASYG09LUCA	ASYG12LUCA	ASYG14LUCA									
	Standard Range Series High Efficiency & Comfort			ASYG07LMCE	ASYG09LMCE	ASYG12LMCE	ASYG14LMCE									
	Standard Range Series Comfort for Large Room							ASYG18LFCA	ASYG24LFCC	ASYG30LFCA						
										ASYG30LMTA	ASYG36LMTA					
	ECO Range Series Compact & Comfort			ASYG07LLCE	ASYG09LLCE	ASYG12LLCE										
Cassette	**Compact 4-way Flow Series** Compact & Comfort	R410A				AUYG12LVLB	AUYG14LVLB	AUYG18LVLB	AUYG24LVLA							
	Circular Flow Series Comfort for Large Room		18/24 30/36/45/54					AUXG18LRLB	AUXG24LRLB	AUXG30LRLB	AUXG36LRLB	AUXG45LRLB	AUXG54LRLB			
	4-way Flow Series Comfort for Large Room									AUYG30LRLE	AUYG36LRLE AUYG36LRLA	AUYG45LRLA	AUYG54LRLA			
Duct	**Mini Duct**	R410A	12/14 18			ARYG12LSLAP*	ARYG14LSLAP*	ARYG18LSLAP*								
	Slim Duct		12/14 18			ARYG12LLTB	ARYG14LLTB	ARYG18LLTB								
	Medium Static Pressure Duct Compact & Comfort		12/14 18/24/30 36/45/54			ARYG12LHTBP	ARYG14LHTBP	ARYG18LHTBP	ARYG24LHTBP	ARYG30LHTBP	ARYG36LHTBP	ARYG45LHTBP	ARYG54LHTBP			
	Medium Static Pressure Duct Standard								ARYG24LMLA	ARYG30LMLE	ARYG36LMLE ARYG36LMLA	ARYG45LMLA				
	High Static Pressure Duct		45/54 60									ARYG45LHTA	ARYG54LHTA	ARYG60LHTA		
	Big Duct														ARYG72LHTA*	ARYG90LHTA*
Floor Compact & Comfort		R410A			AGYG09LVCA	AGYG12LVCA	AGYG14LVCA									
Floor/Ceiling Comfort & Dual Design		R410A						ABYG18LVTB	ABYG24LVTA							
Ceiling Comfort for Large Room		R410A								ABYG30LRTE	ABYG36LRTE ABYG36LRTA	ABYG45LRTA	ABYG54LRTA			

Feature

High Efficiency

Optimized Inverter Control

I-PAM (IPM*+PAM) inverter control

I-PAM inverter control is a technology which reduces loss by adjusting the current waveform to a better sine waveform. This promotes the effective use of the input power supply to attain high performance.

IPM*: Intelligent Power Module

V-PAM (Vector + I-PAM) inverter control

V-PAM inverter control reduces the effects of magnetic flux and increases the maximum speed and efficiency of the compressor by vector control technology. With this technology, further miniaturization, higher efficiency, and better performance are attained.

All DC Inverter Technology

DC twin rotary compressor

The high efficiency DC inverter type "2-cylinder rotary compressor" is used for our product ranges. It has achieved higher energy efficiency compared with similar compressors by optimizing the structure inside the compressor.

DC fan motor

DC fan motor produces high power, wide operation range, and high efficiency.

Sine-wave DC inverter control

High efficiency operation is realized by using a sine wave DC inverter control.

Heat Exchanger for Wall Mounted

High density multi-path heat exchanger

Heat exchange performance is substantially improved by thin and high-density heat exchanger and multi-path efficiency technology.

High performance sub-cool heat exchanger

Higher performance achieved by mounting of counter type bypass circuit. (Large multi type, VRF)

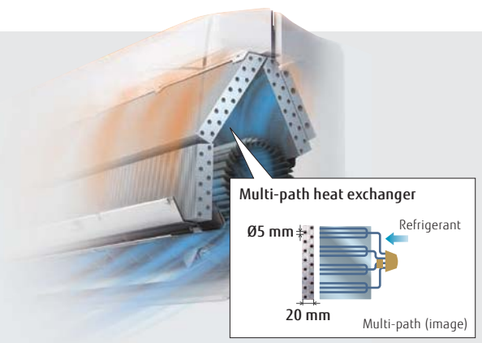

High Energy Saving

Human sensor control

Human sensor catches movements of people in a room, and operates with lower capacity when people leave the room. When people come back to the room, it automatically returns to the previous operating mode.

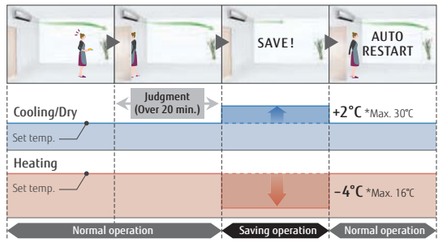

Economy operation

Limits the maximum operation current, and the power consumption is cut down and the maximum load is suppressed.

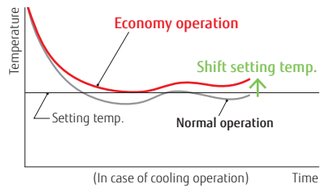

Room temperature set point limitation

The minimum and maximum temperature range can be set giving further energy saving while considering the comfort of the occupants.

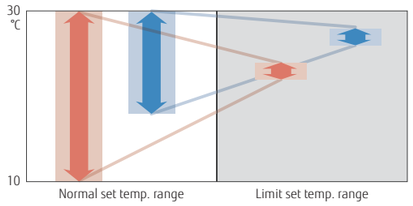

Set temperature auto return

- The setting temperature automatically returns to the previous setting temperature.
- The time range in which the set temperature can be changed is 10 to 120 minutes.

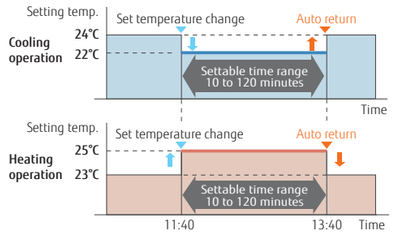

Auto-off timer

- The indoor unit is turned off automatically when it reaches to the preset operating time frame.
- The time frame of the "Auto off timer" can be flexibly scheduled.
- Off time can be set from 30 to 240 minutes.

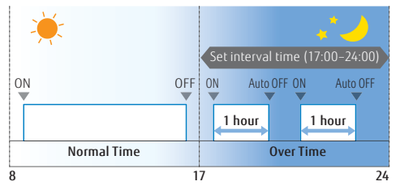

More Comfort



KG Series

Powerful heating

High heating capacity is realized even at low outdoor temperature by mounting a large heat exchanger or large DC rotary compressor and developing high performance inverter PCB

Power diffuser

Precision wind direction control is realized and ventilation efficiency is also improved by 3 technologies. Our airflow control makes your environment more comfortable.

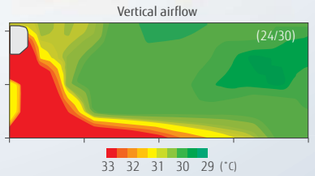

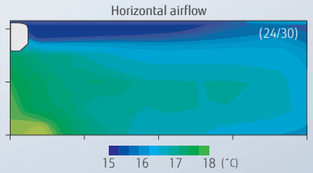

Powerful operation

Continuous operation by maximum airflow and maximum compressor speed after a certain period of time allows the temperature to reach the setting temp. quickly.

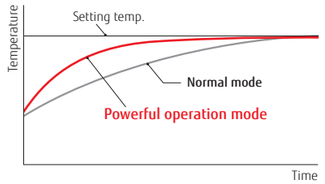

10°C Heat operation

When you leave, minimum heating operation is performed to maintain the room temperature. (Maintained at 10°C)

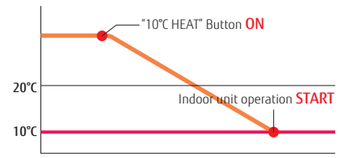



Uniform air conditioning

Circular airflow to achieve uniform air conditioning without temperature unevenness in workspaces

Quiet and Comfort Control



Low Noise Technology

Outdoor unit fan

Outdoor unit fan design with little separation vortex, fan control to minimize the air volume and top class low noise



Air stabilizer in Duct

Low noise duct structure with a built-in air stabilizer



Outdoor unit low noise operation

Users can choose low noise levels, depending on the installation environment. The operation time can be set using the timer.

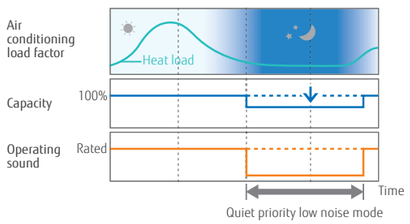

Auto-changeover function

At Auto setting, the cooling/heating mode is automatically switched according to the set temperature and room temperature.

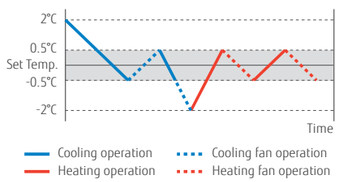

Fresh air intake for Cassette, Duct, Ceiling

Fresh air can be taken in by a fan which can be connected using external control unit.

Fresh Air Intake kit

Feature Explanation

Energy Saving Function

Dual side fans
The comfortable space can be created with Hybrid Airflow, which combines different temperatures of air current and velocities.

Save human sensor
Human sensor detects the movement of people in the room and judges whether the energy saving operation.

Save & Stop human sensor
Human sensor (option) detects movement of people in the room and decides whether to save energy or stop the unit.

Economy mode
Thermostat setting automatically changes according to the temperature to avoid unnecessary cooling and heating.

Room temperature set point limitation
The minimum and maximum temperature range can be set giving further energy saving while considering the comfort of the occupants.

Set temperature auto return
The setting temperature automatically returns to the previously set temperature.

Comfortable Function

Powerful heating
Keeping the rated heating capacity even when the outdoor ambient temperature is -7℃.

Power diffuser
An additional louver that opens based on monitoring sensors to quickly enhance immediate comfort needs.

Server room operation
Interlock operation is possible by connecting 2 indoor units even in the low temperature.

Powerful mode
Operation at maximum air flow and compressor speed, and quickly makes the room comfortable.

10°C HEAT operation
The room temperature can be set to go no lower than 10℃, thus ensuring that the room does not get too cold when not occupied.

Low noise mode
Sound noise level of outdoor unit can be selected.

Auto-changeover
The unit automatically switches between heating and cooling modes based on your temperature setting and the room temperature.

Up/down swing flaps
The up/down flaps automatically swing up and down.

Double swing automatic
Complex swing action of flaps enables automatically to swing both horizontal and vertical directions.

Automatic fan speed
The micro-computer automatically adjusts the airflow effectively to follow the changes of room temperature.

Auto restart
In the event of a temporary power failure, the air conditioner will automatically restart in the same operating mode as before, once power supply is restored.

Connectable fresh air duct
Outside air can be introduced by attaching Locally purchased duct to fresh air knockout and optional part.

Fresh air intake
Fresh air can be taken in by a fan which can be connected using external control unit.

Connectable distributing duct
Systems are capable of attaching Locally purchased branch ducts distributing the airflow.

Individual airflow direction control
Each louver of 4-way Cassette type can be controlled individually and provides comfortable airflow.

Convenient Function

Auto off timer
Automatically stops operation when a fixed time has elapsed from the start of operation.

Sleep timer
The micro-computer gradually changes the room temperature automatically to afford a comfortable night's sleep.

Program timer
This digital timer allows selection of one of four options: ON, OFF, ON » OFF or OFF » ON.

Weekly timer
Different ON-OFF times can be set for each day.

Weekly + setback timer
Weekly + Setback timer can set temperature for two times spans and for each day of the week.

Filter sign
Indicates the filter cleaning period by lamp.

External error output

External ON/OFF input

Wireless LAN control
The exclusive Wireless LAN adaptor enables to operate the air conditioner by smartphone or tablet PC from outside.

Clean Function

Plasma air clean
The electrostatic precipitator removes dust particles such as pollens and house dust. It is washable and can be always maintained clean.

Filter auto clean
The dust collected by the air filter is automatically removed. A routine disposal of the dust stored in the dust box is necessary.

Ion deodorization filter
The filter deodorizes by powerfully decomposing absorbed odors using the oxidizing and reducing effects of ions generated by the ultra-fine-particle ceramic.

Apple-catechin filter
The Apple-catechin filter uses static electricity to clean fine particles and dust in the air.

Long life filter

Washable panel
Since the front panel is easy to remove, maintenance is also easy.

Installation

Automatic airflow adjustment
Automatically detects required airflow in each application case and adjusts the volume.

Drain pump as standard

Blue fin

All DC models

I-PAM control models
I-PAM inverter control is a technology which reduces loss by adjusting the current waveform to a better sine waveform.

V-PAM control models
V-PAM inverter control reduces the effects of magnetic flux and increases the maximum speed and efficiency of the compressor by vector control technology.

Wall Mounted
Flagship Range

nocria™X

REFRIGERANT R32

DUAL BLASTER

ALL DC

Dual | Save | Economy | Diffuser | Powerful | 10°C HEAT | LowNoise | Auto Changeover | Double | Adjust | Restart | Sleep | Program | LAN | Plasma | Auto

Comfortable airflow control to prevent the body from being exposed to airflow

WORLD'S FIRST *1 DUAL BLASTER

The comfortable space can be created with Hybrid Airflow, which combines different temperatures of air current and velocities.

*1: Announced 2012. In room air conditioner for the home (Our company's investigation)

Filter Auto Clean

WORLD'S FIRST *2

Dust on the filter is automatically removed to prevent power from being wasted by the clogged filter.

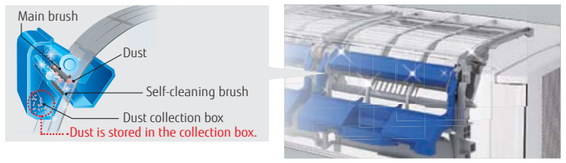

*2: Announced 2002. In room air conditioner for the home (our company's investigation)

Plasma Air Clean

Air is cleaned with an electric dust collecting technology. Pollen, house dust and other tiny pollutants are collected and removed with static electricity.

Human Sensor

Rank A+++ SEER 8.5 SCOP 5.1

The Human sensor detects movement of people in a room and operates at reduced capacity when people leave the room. When people return to the room, the system automatically returns to the previous room settings.

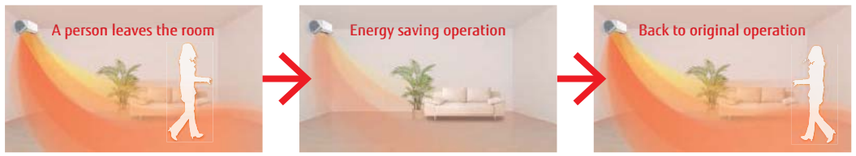

Model: ASYG12KXCA

Wireless R.C. Wireless LAN Interface

Specifications

Model No.	Indoor unit		ASYG12KXCA
	Outdoor unit		AOYG12KXCA
Power Source			Single-phase, ~230V, 50Hz
Capacity	Cooling	kW	3.4 (0.6~5.3)
	Heating		5.0 (0.6~9.0)
Input Power	Cooling/Heating	kW	0.670/1.020
EER	Cooling	W/W	5.09
COP	Heating		4.90
Pdesign	Cooling/Heating(-10°C)	kW	3.4/3.5
SEER	Cooling	W/W	8.50
SCOP	Heating (Average)		5.10
Energy Efficiency Class	Cooling		A+++
	Heating (Average)		A+++
Max. Operating Current	Cooling/Heating	A	9.0/16.0
Annual Energy Consumption	Cooling	kWh/a	140
	Heating		961
Moisture Removal		l/h	1.2
Sound Pressure Level	Indoor (Cooling) H/M/L/Q	dB(A)	46/42/38/28
	Indoor (Heating) H/M/L/Q		48/43/39/30
	Outdoor(Cooling/Heating) High		44/43
Sound Power Level	Indoor(Cooling/Heating) High		58/62
	Outdoor(Cooling/Heating) High		57/57
Airflow Rate	Indoor / Outdoor (Cooling) High	m^3/h	670/2,230
	Indoor / Outdoor (Heating) High		810/1,975
Net Dimensions H x W x D	Indoor	mm	293×786×378
	Outdoor	mm	704×820×315
Weight	Indoor	kg(lbs)	20 (44)
	Outdoor	kg(lbs)	41 (90)
Connection Pipe Diameter (Liquid / Gas)		mm	6.35/9.52
Drain hose Diameter (I.D./O.D.)			13.8 / 15.8 to 16.7
Max Pipe Length (Pre-Charge)		m	15 (15)
Max Height Difference			10
Operation Range	Cooling	°CDB	-10 to 43
	Heating		-15 to 24
Refrigerant	Type (Global Warming Potential)		R32 (675)
	Charge	kg(CO2eq-T)	1.30 (0.9)

Dimensions

(Unit : mm)

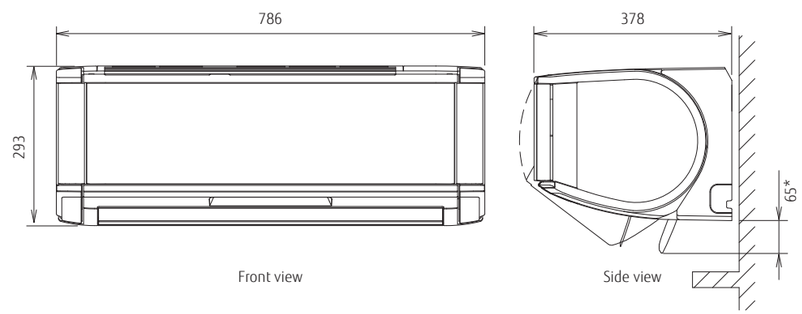

*Dimensions in case of air flowing downward

Wall Mounted

Designer Range

High Spec & Design

REFRIGERANT R32

GOOD DESIGN

ALL DC

Save | Economy | Powerful | 10°C HEAT | Low Noise | Auto Changeover | Up/Down | Adjust | Restart | Sleep | Program | Weekly | Filter

High energy saving

Top class high efficiency is achieved by high efficient lamda heat exchanger, large cross flow fan and new refrigerant.

Rank A+++ *1

SEER 8.5 *1

SCOP 5.1 *1

*1: 07, 09, 12 models



Hybrid-heat exchanger

The heat exchange efficiency has been significantly improved with the large hybrid heat exchanger, attaining the top-level SEER and SCOP.

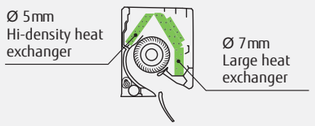

Ø107 Large cross-flow fan

With the large-diameter fan, efficient air volume can be obtained at low power.

Human sensor

Human sensor catches movements of people in a room, and operates with lower capacity when people leave the room. When people come back to the room, it automatically returns to previous operating mode.

Comfortable airflow & Silent operation

The big louver and the new air blowing structure have attained a comfortable air flow that spreads wider to user's feet and silent operation.

19dB(A)
(07/09/12 models)
Cooling only

Smart device Control (Option)

Easy air conditioner control from inside or outside the house and office using the Smartphones, Tablets, and PC.

Wireless LAN Interface

The exclusive Wireless LAN adaptor enables to operate the air conditioner by smartphone or tablet PC from outside.

REFRIGERANT R32

Model: ASYG07KGTB / ASYG09KGTB / ASYG12KGTB / ASYG14KGTB

Wireless R.C.

Specifications

Model No.	Indoor unit		ASYG07KGTB	ASYG09KGTB	ASYG12KGTB	ASYG14KGTB
	Outdoor unit		AOYG07KGCA	AOYG09KGCA	AOYG12KGCA	AOYG14KGCA
Power Source			Single-phase, ~230V, 50Hz			
Capacity	Cooling	kW	2.0	2.5	3.4	4.2
	Heating	kW	2.5	2.8	4.0	5.4
Input Power	Cooling/Heating	kW	0.400/0.500	0.555/0.560	0.805/0.910	1.175/1.350
EER	Cooling	W/W	5.00	4.50	4.22	3.57
COP	Heating	W/W	5.00	5.00	4.40	4.00
Pdesign	Cooling/Heating(-10°C)	kW	2.0/2.3	2.5/2.4	3.4/2.5	4.2/4.0
SEER	Cooling	W/W	8.52	8.52	8.51	7.11
SCOP	Heating (Average)	W/W	5.12	5.11	5.10	4.31
Energy Efficiency Class	Cooling		A+++	A+++	A+++	A++
	Heating (Average)		A+++	A+++	A+++	A+
Max. Operating Current	Cooling/Heating	A	6.5/9.0	6.5/9.0	6.5/9.0	9.0/10.5
Annual Energy Consumption	Cooling	kWh/a	82	103	140	207
	Heating	kWh/a	628	658	685	1,298
Moisture Removal		l/h	1.0	1.3	1.8	2.1
Sound Pressure Level	Indoor (Cooling) H/M/L/Q	dB(A)	38/33/29/19	40/34/29/19	40/35/30/19	43/36/30/20
	Indoor (Heating) H/M/L/Q	dB(A)	41/35/31/21	42/36/31/21	42/38/33/21	44/39/33/24
	Outdoor(Cooling/Heating) High	dB(A)	46/46	46/48	50/50	50/50
Sound Power Level	Indoor(Cooling/Heating) High	dB(A)	54/56	55/57	56/58	57/59
	Outdoor(Cooling/Heating) High	dB(A)	61/62	61/63	65/66	65/66
Airflow Rate	Indoor / Outdoor (Cooling) High	m^3/h	650/1,610	700/1,610	700/1,680	770/1,680
	Indoor / Outdoor (Heating) High	m^3/h	720/1,560	750/1,610	770/1,580	800/1,580
Net Dimensions H x W x D	Indoor	mm	270×834×215	270×834×215	270×834×215	270×834×215
	Outdoor	mm	542×799×290	542×799×290	542×799×290	542×799×290
Weight	Indoor	kg(lbs)	10 (22)	10 (22)	10 (22)	10 (22)
	Outdoor	kg(lbs)	30 (66)	30 (66)	31 (68)	32 (70)
Connection Pipe Diameter (Liquid / Gas)		mm	6.35/9.52			
Drain hose Diameter (I.D./O.D.)		mm	13.8/15.8 to 16.7			
Max Pipe Length (Pre-Charge)		m	20 (15)			
Max Height Difference		m	15			
Operation Range	Cooling	°CDB	-10 to 46			
	Heating	°CDB	-15 to 24			
Refrigerant	Type (Global Warming Potential)		R32 (675)			
	Charge	kg(CO2eq-T)	0.75 (0.5)	0.75 (0.5)	0.85 (0.6)	0.85 (0.6)

Optional parts

Wired Remote Controller:	UTY-RNRYZ3, UTY-RLRY
Simple Remote Controller:	UTY-RSRY, UTY-RHRY
External Input and Output PCB:	UTY-XCSXZ2
Communication kit:	UTY-TWRXZ2
Wireless LAN Interface:	UTY-TFSXW1
External connect kit:	UTY-XWZX

Dimensions

(Unit : mm)

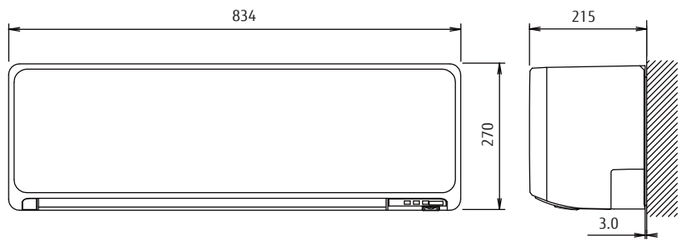

Wall Mounted

Standard Range

High Efficiency & Comfort

REFRIGERANT R32

GOOD DESIGN

ALL DC

Economy · Powerful · 10°C HEAT · Low Noise · Auto Changeover · Up/Down · Adjust · Restart · Sleep · Program · Filter

Slim & stylish square design

Slim and stylish square design is realized by high density multi-path heat exchanger and high efficiency wind blower.

Hybrid-heat exchanger

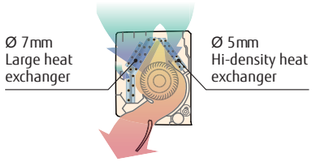

High energy saving

Top class high efficiency is achieved by high efficient lamda heat exchanger, large cross flow fan and new refrigerant.

Rank *1
Cooling A++
Heating A+

SEER 7.4 *1

SCOP 4.4 *2

*1: 07/09 models

*2: 12 model

Comfortable airflow & Silent operation

The big louver and the new air blowing structure have attained a comfortable air flow that spreads wider to user's feet and silent operation.

20dB(A)
Cooling only

Smart device Control (Option)

Easy air conditioner control from inside or outside the house and office using the Smartphones, Tablets, and PC.

Wireless LAN Interface

The exclusive Wireless LAN adaptor enables to operate the air conditioner by smartphone or tablet PC from outside.

Model: ASYG07KMTB / ASYG09KMTB / ASYG12KMTB / ASYG14KMTB

Wireless R.C.

For ASYG07/09/12KMTB

For ASYG14KMTB

Specifications

Model No.	Indoor unit		ASYG07KMTB	ASYG09KMTB	ASYG12KMTB	ASYG14KMTB
	Outdoor unit		AOYG07KMTA	AOYG09KMTA	AOYG12KMTA	AOYG14KMTA
Power Source			Single-phase, ~230V, 50Hz			
Capacity	Cooling	kW	2.0 (0.9-3.0)	2.5 (0.9-3.2)	3.4 (0.9-3.9)	4.2 (0.9-4.4)
	Heating		2.5 (0.9-3.4)	2.8 (0.9-4.0)	4.0 (0.9-5.3)	5.4 (0.9-6.0)
Input Power	Cooling/Heating	kW	0.450/0.555	0.630/0.620	0.935/0.960	1.220/1.410
EER	Cooling	W/W	4.43	3.97	3.65	3.44
COP	Heating		4.52	4.52	4.17	3.83
Pdesign	Cooling/Heating(-10°C)	kW	2.0/2.3	2.5/2.4	3.4/2.5	4.2/4.0
SEER	Cooling	W/W	7.40	7.40	7.30	6.90
SCOP	Heating (Average)		4.10	4.10	4.40	4.10
Energy Efficiency Class	Cooling		A++	A++	A++	A++
	Heating (Average)		A+	A+	A+	A+
Max. Operating Current	Cooling/Heating	A	6.5/9.0	6.5/9.0	6.5/9.0	6.5/9.0
Annual Energy Consumption	Cooling	kWh/a	95	118	163	213
	Heating		785	819	795	1367
Moisture Removal		l/h	1.0	1.3	1.8	2.1
Sound Pressure Level	Indoor (Cooling) H/M/L/Q	dB(A)	38/33/29/20	40/34/29/20	40/35/30/20	43/36/30/20
	Indoor (Heating) H/M/L/Q		41/35/31/22	42/36/31/22	42/38/33/22	44/39/33/24
	Outdoor(Cooling/Heating) High		46/46	46/46	50/50	50/50
Sound Power Level	Indoor(Cooling/Heating) High		54/56	55/57	55/58	57/59
	Outdoor(Cooling/Heating) High		61/61	61/62	65/65	65/66
Airflow Rate	Indoor / Outdoor (Cooling) High	m^3/h	650/1,650	700/1,650	700/1,700	770/1,680
	Indoor / Outdoor (Heating) High		720/1,450	750/1,450	770/1,470	800/1,580
Net Dimensions H x W x D	Indoor	mm	270×834×222	270×834×222	270×834×222	270×834×222
	Outdoor	mm	541×663×290	541×663×290	541×663×290	542×799×290
Weight	Indoor	kg(lbs)	10 (22)	10 (22)	10 (22)	10 (22)
	Outdoor	kg(lbs)	23 (51)	23 (51)	25 (55)	31 (68)
Connection Pipe Diameter (Liquid / Gas)		mm	6.35/9.52	6.35/9.52	6.35/9.52	6.35/9.52
Drain hose Diameter (I.D./O.D.)			13.8/15.8 to 16.7	13.8/15.8 to 16.7	13.8/15.8 to 16.7	13.8/15.8 to 16.7
Max Pipe Length (Pre-Charge)		m	20 (15)	20 (15)	20 (15)	20 (15)
Max Height Difference			15	15	15	15
Operation Range	Cooling	°CDB	-10 to 46	-10 to 46	-10 to 46	-10 to 46
	Heating		-15 to 24	-15 to 24	-15 to 24	-15 to 24
Refrigerant	Type (Global Warming Potential)		R32 (675)	R32 (675)	R32 (675)	R32 (675)
	Charge	kg(CO2eq-T)	0.6 (0.405)	0.6 (0.405)	0.7 (0.473)	0.85 (0.574)

Optional parts

Wired Remote Controller: UTY-RNNYM, UTY-RVNYM
Simple Remote Controller: UTY-RSNYM
External connect kit: UTY-XWZXZ5
Communication kit: UTY-TWBXF2
Wireless LAN Interface: UTY-TFSXW1

Dimensions

(Unit : mm)

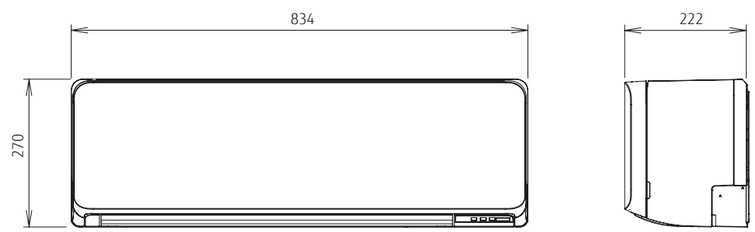

SPLIT

NEW

Wall Mounted

Standard Range

High Efficiency & Large Room

ALL DC

Economy · Powerful · 10°C HEAT · Low Noise · Auto Changeover · Up/Down · Double · Adjust · Restart · Sleep · Program · Weekly · Filter · ION · AF · Washable

High energy saving

Top class high efficiency is achieved by high efficient lamda heat exchanger, large cross flow fan and new refrigerant.

Rank*1 Cooling A++ Heating A+

SEER 7.7*1

SCOP 4.5*1

*1: 18 model



Hybrid-heat exchanger

The heat exchange efficiency has been significantly improved with the large hybrid heat exchanger, attaining the top-level SEER and SCOP.

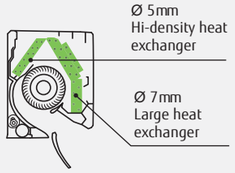

Ø107 Large cross-flow fan

With the large-diameter fan, efficient air volume can be obtained at low power.

Ø107

Smart device Control (Option)

This model can be controlled from anywhere using smart device by installing optional wireless LAN interface. Wireless LAN interface can be installed easily without specialized installation work.

Low ambient operation

-15°C at Heating

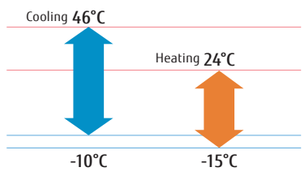

REFRIGERANT R32

SPLIT

Model: ASYG18KMTA / ASYG24KMTA

For ASYG18KMTA

For ASYG24KMTA

Specifications

Model No.	Indoor unit		ASYG18KMTA	ASYG24KMTA
	Outdoor unit		AOYG18KMTA	AOYG24KMTA
Power Source			Single-phase, ~230V, 50Hz	
Capacity	Cooling	kW	5.2(0.9-6.0)	7.1(0.9-8.3)
	Heating		6.3(0.9-8.7)	8.0(0.9-10.1)
Input Power	Cooling/Heating	kW	1.39/1.56	2.08/1.91
EER	Cooling	W/W	3.74	3.41
COP	Heating		4.04	4.19
Pdesign	Cooling/Heating(-10°C)	kW	5.2/4.8	7.1/7.1
SEER	Cooling	W/W	7.77	7.28
SCOP	Heating (Average)		4.56	4.18
Energy Efficiency Class	Cooling		A++	A++
	Heating (Average)		A+	A+
Max. Operating Current	Cooling/Heating	A	9.5/13.5	13.5/16.0
Annual Energy Consumption	Cooling	kWh/a	234	341
	Heating		1,472	2,372
Moisture Removal		l/h	1.7	2.7
Sound Pressure Level	Indoor (Cooling)	H/M/L/Q	45/40/35/29	49/40/35/29
	Indoor (Heating)	H/M/L/Q	46/40/35/29	49/40/35/29
	Outdoor(Cooling/Heating)	High	50/50	54/52
Sound Power Level	Indoor(Cooling/Heating)	High	60/61	65/65
	Outdoor(Cooling/Heating)	High	65/65	67/66
Airflow Rate	Indoor / Outdoor (Cooling)	High	980/2,350	1,170/3,240
	Indoor / Outdoor (Heating)	High	1,020/2,100	1,170/2,820
Net Dimensions H x W x D	Indoor	mm	280 × 980 × 240	280 × 980 × 240
	Outdoor	mm	632 × 799 × 290	716 × 820 × 315
Weight	Indoor	kg(lbs)	12.5	12.5
	Outdoor	kg(lbs)	36(79)	42(93)
Connection Pipe Diameter (Liquid / Gas)		mm	6.35 / 12.70	6.35 / 12.70
Drain hose Diameter (I.D./O.D.)			13.8/15.8 to 16.7	13.8/15.8 to 16.7
Max Pipe Length (Pre-Charge)		m	25(15)	30(15)
Max Height Difference			20	25
Operation Range	Cooling	°CDB	-10 to 46	-10 to 46
	Heating		-15 to 24	-15 to 24
Refrigerant	Type (Global Warming Potential)		R32 (675)	R32 (675)
	Charge	kg(CO2eq-T)	1.02(0.689)	1.32(0.891)

Optional parts

Wired Remote Controller: UTY-RNRYZ3, UTY-RLRY
Simple Remote Controller: UTY-RSRY, UTY-RHRY
External input and output PCB: UTY-XCSXZ2
External connect kit: UTY-XWZXZ5
Communication kit: UTY-TWRXZ2
Wireless LAN Interface: UTY-TFSXF2

Dimensions

(Unit : mm)

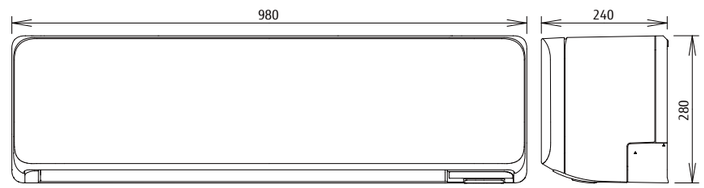

SPLIT

NEW

Wall Mounted

ECO Range

Compact & Comfort

ALL DC

Economy | Powerful | Auto Changeover | Up/Down | Adjust | Restart | Sleep | Program | Filter | Washable

Slim & stylish square design

Slim and stylish square design is realized by high density multi-path heat exchanger and high efficiency wind blower.

High energy saving

Top class high efficiency is achieved by high efficient lamda heat exchanger, large cross flow fan and new refrigerant.

Rank *1 Cooling A++ Heating *2 A+

SEER 6.7 *1

SCOP 4.1 *2

*1:07/09 models *2: 12 model

Comfortable airflow & Silent operation

The big louver and the new air blowing structure have attained a comfortable air flow that spreads wider to user's feet and silent operation.

22dB(A)

Cooling only

Smart device Control (Option)

This model can be controlled from anywhere using smart device by installing optional wireless LAN interface. Wireless LAN interface can be installed easily without specialized installation work.



Low ambient operation

-15°C at Heating

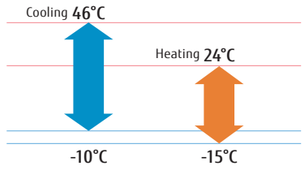

REFRIGERANT R32

Model: ASYG07KPCA / ASYG09KPCA / ASYG12KPCA

Wireless R.C.

Specifications

Model No.	Indoor unit		ASYG07KPCA	ASYG09KPCA	ASYG12KPCA
	Outdoor unit		AOYG07KPCA	AOYG09KPCA	AOYG12KPCA
Power Source			Single-phase, ~230V, 50Hz		
Capacity	Cooling	kW	2.0 (0.9-2.8)	2.5 (0.9-3.0)	3.4 (0.9-3.7)
	Heating		2.5 (0.9-3.4)	2.8 (0.9-3.8)	3.8 (0.9-4.8)
Input Power	Cooling/Heating	kW	0.48/0.63	0.71/0.79	1.00/1.14
EER	Cooling	W/W	4.17	3.52	3.40
COP	Heating		3.97	3.54	3.33
Pdesign	Cooling/Heating(-10°C)	kW	2.0/2.2	2.5/2.4	3.4/2.5
SEER	Cooling	W/W	6.70	6.70	6.30
SCOP	Heating (Average)		4.00	4.00	4.10
Energy Efficiency Class	Cooling		A++	A++	A++
	Heating (Average)		A+	A+	A+
Max. Operating Current	Cooling/Heating	A	6.5/9.0	6.5/9.0	6.5/9.0
Annual Energy Consumption	Cooling	kWh/a	104	131	189
	Heating		769	840	853
Moisture Removal		l/h	1.0	1.3	1.8
Sound Pressure Level	Indoor (Cooling) H/M/L/Q	dB(A)	45/38/31/22	45/38/31/22	46/40/33/22
	Indoor (Heating) H/M/L/Q		45/40/36/26	45/40/36/26	46/40/35/27
	Outdoor(Cooling/Heating) High		45/46	47/47	49/51
Sound Power Level	Indoor(Cooling/Heating) High		57/58	58/58	59/59
	Outdoor(Cooling/Heating) High		57/58	59/59	62/62
Airflow Rate	Indoor / Outdoor (Cooling) High	m^3/h	580/1,650	580/1,650	630/1,700
	Indoor / Outdoor (Heating) High		580/1,450	580/1,450	630/1,470
Net Dimensions H x W x D	Indoor	mm	270x784x224	270x784x224	270x784x224
	Outdoor	mm	541x663x290	541x663x290	541x663x290
Weight	Indoor	kg(lbs)	8(18)	8(18)	8(18)
	Outdoor	kg(lbs)	23 (51)	23 (51)	25 (55)
Connection Pipe Diameter (Liquid / Gas)		mm	6.35/9.52	6.35/9.52	6.35/9.52
Drain hose Diameter (I.D./O.D.)			11.8/15.8 to 16.8	11.8/15.8 to 16.8	11.8/15.8 to 16.8
Max Pipe Length (Pre-Charge)		m	20 (15)	20 (15)	20 (15)
Max Height Difference			15	15	15
Operation Range	Cooling	°CDB	-10 to 46	-10 to 46	-10 to 46
	Heating		-15 to 24	-15 to 24	-15 to 24
Refrigerant	Type (Global Warming Potential)		R32 (675)	R32 (675)	R32 (675)
	Charge	kg(CO2eq-T)	0.55 (0.371)	0.55 (0.371)	0.59 (0.398)

Optional parts

Wireless LAN Interface: UTY-TFSXF2
Remote Controller Holder: UTZ-RXLA

Dimensions

(Unit : mm)



SPLIT

Wall Mounted

ECO Range

Comfort for Large Room

Economy Powerful Auto Changeover Up/Down Adjust Restart Sleep Program Filter Washable

Narrow width & Compact Design

High performance and compact design model. Powerful airflow is realized despite 790 mm width compact design for compact spaces such as bed room or home office.

Economy operation

Setting temperature is shifted by 1°C automatically. Thermostat setting automatically changes according to the temperature to avoid unnecessary cooling and heating.

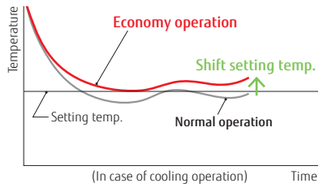

Powerful operation

20 minutes continuous operation by maximum airflow and maximum compressor speed is possible. Rapid cooling and heating makes the room comfortable quickly.

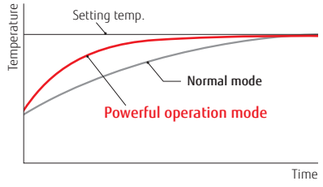

ON-OFF Programmable timer

You can set an integrated ON-OFF or OFF-ON timer suitable for your life style. (Setting time: 0.5, 1, 1.5, 2, 2.5, -----9.5, 10, 11, 12 hours)

Low ambient operation

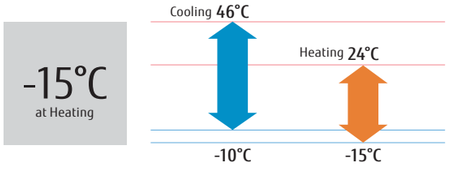

Model: ASYG18KLCA / ASYG24KLCA

Wireless R.C.

For ASYG18KLCA For ASYG24KLCA

Specifications

Model No.	Indoor unit		ASYG18KLCA	ASYG24KLCA
	Outdoor unit		AOYG18KLTA	AOYG24KLTA
Power Source			Single-phase, ~230V, 50Hz	
Capacity	Cooling	kW	5.2(0.9~5.5)	7.1(0.9~7.7)
	Heating		6.3(0.6~7.6)	8.0(0.9~9.0)
Input Power	Cooling/Heating	kW	1.685/1.80	2.42/2.225
EER	Cooling	W/W	3.09	2.93
COP	Heating		3.50	3.60
Pdesign	Cooling/Heating(-10°C)	kW	5.20/4.80	7.10/7.10
SEER	Cooling	W/W	7.20	7.10
SCOP	Heating (Average)		4.30	4.00
Energy Efficiency Class	Cooling		A++	A++
	Heating (Average)		A+	A+
Max. Operating Current	Cooling/Heating	A	9.5/13.5	13.5/17.5
Annual Energy Consumption	Cooling	kWh/a	253	350
	Heating		1563	2485
Moisture Removal		l/h	1.9	3.1
Sound Pressure Level	Indoor (Cooling) H/M/L/Q	dB(A)	47/44/40/35	51/45/38/33
	Indoor (Heating) H/M/L/Q		50/45/41/37	52/45/41/37
	Outdoor(Cooling/Heating) High		50/56	55/57
Sound Power Level	Indoor(Cooling/Heating) High		60/65	64/65
	Outdoor(Cooling/Heating) High		61/66	65/67
Airflow Rate	Indoor / Outdoor (Cooling) High	m^3/h	865/1,830	1,040/2,885
	Indoor / Outdoor (Heating) High		995/2,265	1,040/3,030
Net Dimensions H x W x D	Indoor	mm	293×790×249	293×790×249
	Outdoor	mm	542×799×290	632×799×290
Weight	Indoor	kg(lbs)	9.5 (21)	10.0 (22)
	Outdoor	kg(lbs)	33 (73)	38 (84)
Connection Pipe Diameter (Liquid / Gas)		mm	6.35/9.52	6.35/12.70
Drain hose Diameter (I.D./O.D.)			13.8/15.8 to 16.7	13.8/15.8 to 16.7
Max Pipe Length (Pre-Charge)		m	25 (15)	30 (15)
Max Height Difference			20	25
Operation Range	Cooling	°CDB	-10 to 46	-10 to 46
	Heating		-15 to 24	-15 to 24
Refrigerant	Type (Global Warming Potential)		R32(675)	R32(675)
	Charge	kg(CO2eq-T)	0.85(0.574)	1.10(0.743)

Dimensions

(Unit : mm)

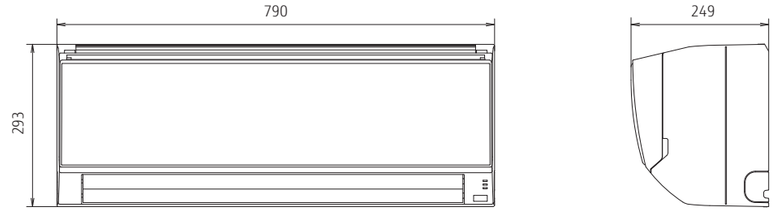

Wall Mounted

Designer Range

High Spec & Design

REFRIGERANT R410A

reddot design award winner 2012

ALL DC i-PAM

Save | Economy | Heating | Powerful | 10°C HEAT | Low Noise | Auto Changeover | Up/Down | Adjust | Restart | Sleep | Program | Weekly | Filter | ION | AF

Thin & Slim design

Thin and slim design is realized by high density multi-path heat exchanger and high efficiency wind blower.

Big open panel and High density multi path heat exchanger

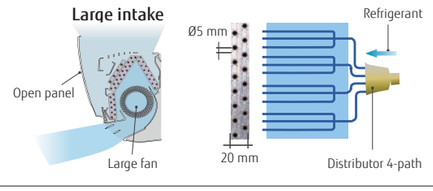

Human sensor

Human sensor catches movements of people in a room, and operates with lower capacity when people leave the room. When people come back to the room, it automatically returns to previous operating mode.

Powerful heating

Rated heating capacity is maintained up to an outdoor temperature lower than -7 °C. This new model can operate even at -20 °C low outdoor temperature.

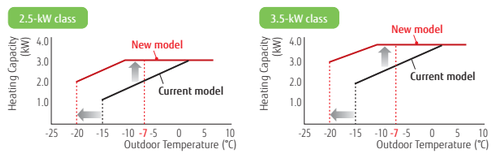

3 Mode timer (Weekly/Program/Sleep)

Weekly timer can be easily set by wireless remote controller. ON, OFF can be set up to 4 times in 1 day and up to 28 times in 1 week. For other modes, program timer and sleep timer can be also selected by one push.

Low ambient operation

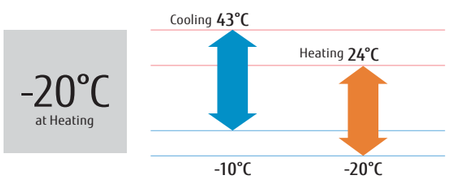

REFRIGERANT R410A

Model: ASYG09LTCA / ASYG12LTCA

Wireless R.C.

For ASYG09LTCA

For ASYG12LTCA

Specifications

Model No.	Indoor unit		ASYG09LTCA	ASYG12LTCA
	Outdoor unit		AOYG09LTC	AOYG12LTC
Power Source			Single-phase, ~230V, 50Hz	
Capacity	Cooling	kW	2.5 (0.9-3.5)	3.5 (1.1-4.0)
	Heating		3.2 (0.9-5.4)	4.0 (0.9-6.5)
Input Power	Cooling/Heating	kW	0.505/0.660	0.850/0.910
EER	Cooling	W/W	4.95	4.12
COP	Heating		4.85	4.40
Pdesign	Cooling/Heating(-10°C)	kW	2.5/3.0	3.5/4.0
SEER	Cooling	W/W	8.50	8.50
SCOP	Heating (Average)		4.60	4.60
Energy Efficiency Class	Cooling		A+++	A+++
	Heating (Average)		A++	A++
Max. Operating Current	Cooling/Heating	A	6.5/9.0	9.0/10.5
Annual Energy Consumption	Cooling	kWh/a	103	144
	Heating		912	1,217
Moisture Removal		l/h	1.3	1.8
Sound Pressure Level	Indoor (Cooling) H/M/L/Q	dB(A)	42/36/32/21	43/37/32/21
	Indoor (Heating) H/M/L/Q		42/37/32/21	43/38/32/21
	Outdoor(Cooling/Heating) High		48/50	48/49
Sound Power Level	Indoor(Cooling/Heating) High		59/61	60/62
	Outdoor(Cooling/Heating) High		63/65	64/65
Airflow Rate	Indoor / Outdoor (Cooling) High	m^3/h	800/1,700	850/2,050
	Indoor / Outdoor (Heating) High		800/1,700	850/2,000
Net Dimensions H x W x D	Indoor	mm	282×870×185	282×870×185
	Outdoor	mm	540×790×290	620×790×290
Weight	Indoor	kg(lbs)	9.5 (21)	9.5 (21)
	Outdoor	kg(lbs)	33 (73)	40 (88)
Connection Pipe Diameter (Liquid / Gas)		mm	6.35/9.52	6.35/9.52
Drain hose Diameter (I.D./O.D.)			13.8/15.8 to 16.7	13.8/15.8 to 16.7
Max Pipe Length (Pre-Charge)		m	20 (15)	20 (15)
Max Height Difference			15	15
Operation Range	Cooling	°CDB	-10 to 43	-10 to 43
	Heating		-20 to 24	-20 to 24
Refrigerant	Type (Global Warming Potential)		R410A (2,088)	R410A (2,088)
	Charge	kg(CO2eq-T)	1.05 (2.2)	1.20 (2.5)

Optional parts

Wired Remote Controller: UTY-RNNYM, UTY-RVNYM
Simple Remote Controller: UTY-RSNYM
Communication kit: UTY-TWBXF
Wireless LAN Interface: UTY-TFNXZ1
External Connect Kit: UTY-XWZXZ5

Dimensions

(Unit : mm)

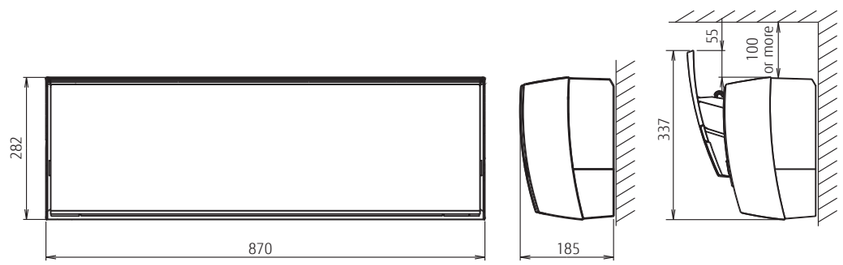

Wall Mounted

Designer Range

High COP

REFRIGERANT R410A

reddot design award winner 2012

ALL DC i-PAM

Economy | Powerful | 10°C HEAT | Low Noise | Auto Changeover | Up/Down | Adjust | Restart | Sleep | Program | Weekly | Filter | ION | AF

Thin & Slim design

Thin and slim design is realized by Ø5 mm heat exchanger and high efficiency wind blower.

Big open panel and High density multi path heat exchanger

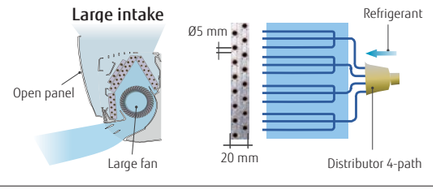

Powerful operation

20 minutes continuous operation by maximum airflow and maximum compressor speed is possible. Rapid cooling and heating makes the room comfortable quickly.

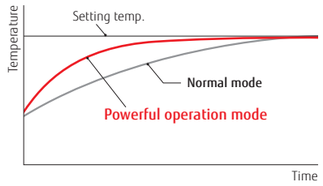

10°C HEAT Operation

The room temperature can be set to go no lower than 10°C, thus ensuring that the room does not get too cold when not occupied.
*Only available with Wireless RC.

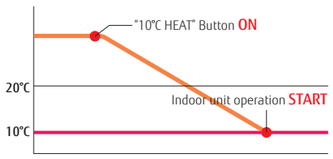

3 Mode timer (Weekly/Program/Sleep)

Weekly timer can be easily set by wireless remote controller. ON, OFF can be set up to 4 times in 1 day and up to 28 times in 1 week. For other modes, program timer and sleep timer can be also selected by one push.

Low ambient operation

-15°C at Heating

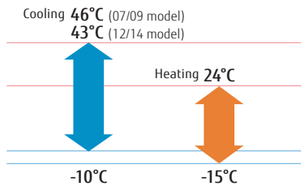

REFRIGERANT R410A

Model: ASYG07LUCA / ASYG09LUCA / ASYG12LUCA / ASYG14LUCA

Wireless R.C.

For ASYG07/09LUCA

For ASYG12/14LUCA

Specifications

Model No.	Indoor unit		ASYG07LUCA	ASYG09LUCA	ASYG12LUCA	ASYG14LUCA
	Outdoor unit		AOYG07LUCA	AOYG09LUCB	AOYG12LUC	AOYG14LUC
Power Source			Single-phase, ~230V, 50Hz			
Capacity	Cooling	kW	2.0 (0.5-3.0)	2.5 (0.5-3.2)	3.5 (0.9-4.0)	4.2 (0.9-5.0)
	Heating	kW	3.0 (0.5-4.0)	3.2 (0.5-4.2)	4.0 (0.9-5.6)	5.4 (0.9-6.0)
Input Power	Cooling/Heating	kW	0.460/0.740	0.555/0.680	0.905/0.930	1.235/1.380
EER	Cooling	W/W	4.35	4.50	3.87	3.40
COP	Heating	W/W	4.05	4.71	4.30	3.91
Pdesign	Cooling/Heating(-10°C)	kW	2.0/2.6	2.5/2.8	3.5/3.9	4.2/4.8
SEER	Cooling	W/W	7.20	7.10	7.05	6.78
SCOP	Heating (Average)	W/W	4.02	4.10	4.00	4.00
Energy Efficiency Class	Cooling		A++	A++	A++	A++
	Heating (Average)		A+	A+	A+	A+
Max. Operating Current	Cooling/Heating	A	6.0/7.5	6.0/7.5	6.5/9.0	9.0/10.5
Annual Energy Consumption	Cooling	kWh/a	97	123	174	217
	Heating	kWh/a	887	956	1363	1677
Moisture Removal		l/h	1.0	1.3	1.8	2.1
Sound Pressure Level	Indoor (Cooling)	H/M/L/Q	38/35/31/21	42/36/32/21	43/37/32/21	45/40/33/25
	Indoor (Heating)	H/M/L/Q	38/35/31/21	42/37/32/21	43/38/32/21	45/40/34/27
	Outdoor(Cooling/Heating)	High	46/46	48/48	50/50	50/50
Sound Power Level	Indoor(Cooling/Heating)	High	57/59	59/61	60/62	60/64
	Outdoor(Cooling/Heating)	High	58/58	60/60	65/65	65/65
Airflow Rate	Indoor / Outdoor (Cooling)	High	680/1,720	800/1,720	850/1,940	900/1,940
	Indoor / Outdoor (Heating)	High	710/1,510	800/1,510	850/1,700	950/1,700
Net Dimensions H x W x D	Indoor	mm	282×870×185	282×870×185	282×870×185	282×870×185
	Outdoor	mm	540×660×290	540×660×290	540×790×290	540×790×290
Weight	Indoor	kg(lbs)	9.5 (21)	9.5 (21)	9.5 (21)	9.5 (21)
	Outdoor	kg(lbs)	23 (51)	25 (55)	33 (73)	34 (75)
Connection Pipe Diameter (Liquid / Gas)		mm	6.35/9.52	6.35/9.52	6.35/9.52	6.35/12.70
Drain hose Diameter (I.D./O.D.)		mm	13.8/15.8 to 16.7	13.8/15.8 to 16.7	13.8/15.8 to 16.7	13.8/15.8 to 16.7
Max Pipe Length (Pre-Charge)		m	20 (15)	20 (15)	20 (15)	20 (15)
Max Height Difference		m	15	15	15	15
Operation Range	Cooling	°CDB	-10 to 46	-10 to 46	-10 to 43	-10 to 43
	Heating	°CDB	-15 to 24	-15 to 24	-15 to 24	-15 to 24
Refrigerant	Type (Global Warming Potential)		R410A (2,088)	R410A (2,088)	R410A (2,088)	R410A (2,088)
	Charge	kg(CO2eq-T)	0.70 (1.5)	0.85 (1.8)	1.05 (2.2)	1.05 (2.2)

Optional parts

Wired Remote Controller: UTY-RNNYM, UTY-RVNYM
Simple Remote Controller: UTY-RSNYM
Communication kit: UTY-TWBXF
Wireless LAN Interface: UTY-TFNXZ1
External Connect Kit: UTY-XWZXZ5

Dimensions

(Unit : mm)

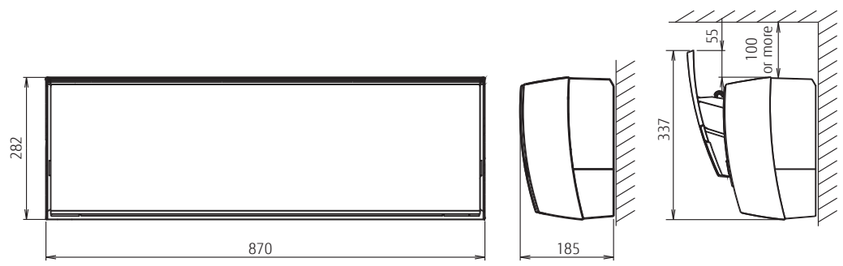

Wall Mounted

Standard Range

High Efficiency & Comfort

REFRIGERANT R410A

ALL DC i-PAM

Economy · Diffuser · Powerful · 10°C HEAT · LowNoise · Auto Changeover · Up/Down · Adjust · Restart · Sleep · Program · Filter · ION · AF · Washable

High efficient compact design

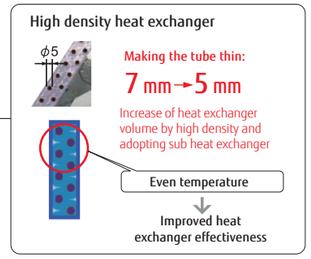

More comfort airflow

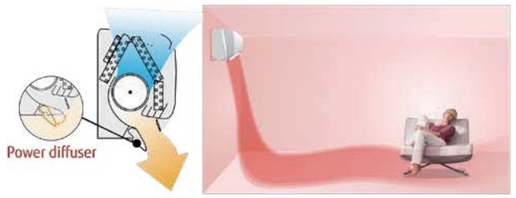

Vertical airflow provides powerful floor level heating



Horizontal airflow does not blow cool air directly at the occupants in the room.

Powerful operation

20 minutes continuous operation by maximum airflow and maximum compressor speed is possible. Rapid cooling and heating makes the room comfortable quickly.

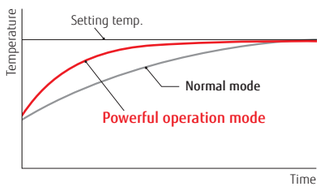

Low noise mode for outdoor unit

Low noise mode of outdoor unit can be selected by wireless remote controller.



Model: ASYG07LMCE / ASYG09LMCE / ASYG12LMCE / ASYG14LMCE

Wireless R.C.

For ASYG07/09/12LMCE For ASYG14LMCE

Specifications

Model No.	Indoor unit		ASYG07LMCE	ASYG09LMCE	ASYG12LMCE	ASYG14LMCE
	Outdoor unit		AOYG07LMCE	AOYG09LMCE	AOYG12LMCE	AOYG14LMCE
Power Source			Single-phase, ~230V, 50Hz			
Capacity	Cooling	kW	2.0(0.5-3.0)	2.5(0.5-3.2)	3.4(0.9-3.9)	4.0(0.9-4.4)
	Heating	kW	3.0(0.5-3.4)	3.2(0.5-4.0)	4.0(0.9-5.3)	5.0(0.9-6.0)
Input Power	Cooling/Heating	kW	0.465/0.685	0.65/0.73	0.97/1.02	1.135/1.365
EER	Cooling	W/W	4.30	3.85	3.50	3.52
COP	Heating	W/W	4.38	4.38	3.92	3.66
Pdesign	Cooling/Heating(-10°C)	kW	2.0/2.3	2.5/2.4	3.4/3.5	4.0/3.9
SEER	Cooling	W/W	6.80	7.00	7.00	6.90
SCOP	Heating (Average)	W/W	4.10	4.10	4.00	4.00
Energy Efficiency Class	Cooling		A++	A++	A++	A++
	Heating (Average)		A+	A+	A+	A+
Max. Operating Current	Cooling/Heating	A	6.0/7.5	6.0/7.5	6.5/9.0	9.0/10.5
Annual Energy Consumption	Cooling	kWh/a	103	125	170	203
	Heating	kWh/a	786	820	1,225	1,365
Moisture Removal		l/h	1.0	1.3	1.8	2.1
Sound Pressure Level	Indoor (Cooling) H/M/L/Q	dB(A)	43/40/32/21	43/40/32/21	43/40/32/21	44/40/33/25
	Indoor (Heating) H/M/L/Q	dB(A)	43/38/33/22	43/38/33/22	43/38/33/22	44/40/35/27
	Outdoor(Cooling/Heating) High	dB(A)	45/45	45/45	50/50	50/50
Sound Power Level	Indoor(Cooling/Heating) High	dB(A)	59/59	59/59	59/59	60/60
	Outdoor(Cooling/Heating) High	dB(A)	58/56	58/56	61/61	65/65
Airflow Rate	Indoor / Outdoor (Cooling) High	m^3/h	750/1,670	750/1,670	750/1,830	770/1,940
	Indoor / Outdoor (Heating) High	m^3/h	750/1,470	750/1,470	750/1,600	770/1,700
Net Dimensions H x W x D	Indoor	mm	270×870×204	270×870×204	270×870×204	270×870×204
	Outdoor	mm	535×663×293	535×663×293	535×663×293	540×790×290
Weight	Indoor	kg(lbs)	8.5(19)	8.5(19)	8.5(19)	8.5(19)
	Outdoor	kg(lbs)	21(46)	21(46)	26(57)	34(75)
Connection Pipe Diameter (Liquid / Gas)		mm	6.35/9.52	6.35/9.52	6.35/9.52	6.35/12.70
Drain hose Diameter (I.D./O.D.)		mm	13.8/15.8 to 16.7	13.8/15.8 to 16.7	13.8/15.8 to 16.7	13.8/15.8 to 16.7
Max Pipe Length (Pre-Charge)		m	20(15)	20(15)	20(15)	20(15)
Max Height Difference		m	15	15	15	15
Operation Range	Cooling	°CDB	-10 to 43	-10 to 43	-10 to 43	-10 to 43
	Heating	°CDB	-15 to 24	-15 to 24	-15 to 24	-15 to 24
Refrigerant	Type (Global Warming Potential)		R410A(2,088)	R410A(2,088)	R410A(2,088)	R410A(2,088)
	Charge	kg(CO2eq-T)	0.70 (1.5)	0.70 (1.5)	0.85 (1.8)	1.05 (2.2)

Optional parts

Wired Remote Controller: UTY-RNNYM, UTY-RVNYM
Simple Remote Controller: UTY-RSNYM
Communication kit: UTY-XCBXZ2
Wireless LAN Interface: UTY-TFNXZ1
External Connect kit UTY-XWZXZ5

Dimensions

(Unit : mm)

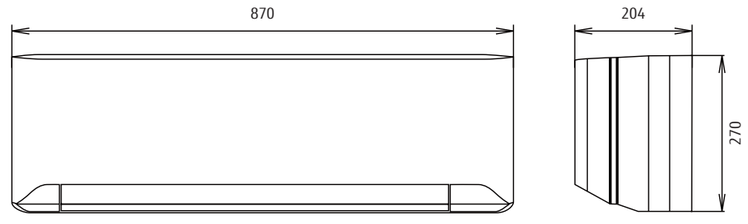

Wall Mounted

Standard Range

Comfort for Large Room

REFRIGERANT R410A

ALL DC (18/30) | i-PAM (24) | V-PAM

Economy, Diffuser, 10°C HEAT, Auto Changeover, Double, Adjust, Restart, Sleep, Program, Filter, ION, AF, Washable, Blue Fin (30)

"Vertical airflow" provides powerful floor level heating

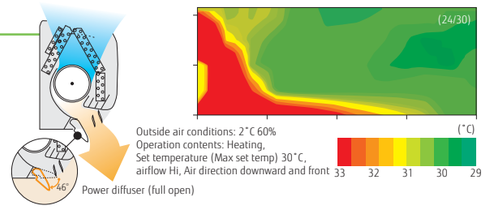

Outside air conditions: 2°C 60%
Operation contents: Heating,
Set temperature (Max set temp) 30°C,
airflow Hi, Air direction downward and front

"Horizontal airflow" does not blow cool air directly at the occupants in the room

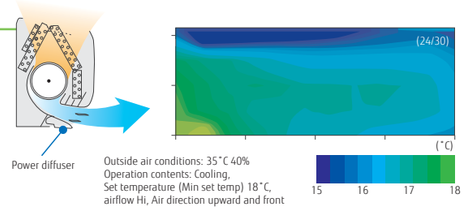

Outside air conditions: 35°C 40%
Operation contents: Cooling,
Set temperature (Min set temp) 18°C,
airflow Hi, Air direction upward and front

Air conditioner filter features

Using different filters at both sides

Ion Deodorization Filter

The filter deodorizes by powerfully decomposing absorbed odors using the oxidizing and reducing effects of ions generated by the ultra-fine-particle ceramic.

Apple-catechin Filter

The Apple-catechin filter uses static electricity to clean fine particles and dust in the air.

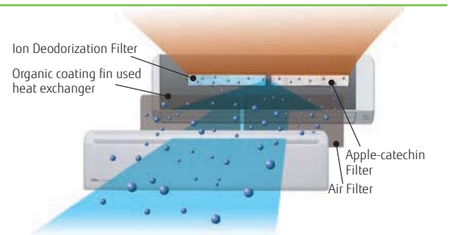

Flexible Installation

	18 model	24 model	30 model
Max. Piping Length	25 m	30 m	50 m
Max. Height	20 m	20 m	30 m

Low ambient operation

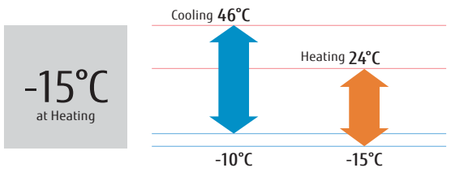

Model: ASYG18LFCA / ASYG24LFCC / ASYG30LFCA

Wireless R.C.

For ASYG18LFCA, ASYG24LFCC

For ASYG30LFCA

Specifications

Model No.	Indoor unit		ASYG18LFCA	ASYG24LFCC	ASYG30LFCA
	Outdoor unit		AOYG18LFC	AOYG24LFCC	AOYG30LFT
Power Source			Single-phase, ~230V, 50Hz		
Capacity	Cooling	kW	5.2 (0.9-6.0)	7.1 (0.9-8.0)	8.0 (2.9-9.0)
	Heating	kW	6.3 (0.9-9.1)	8.0 (0.9-10.6)	8.8 (2.2-11.0)
Input Power	Cooling/Heating	kW	1.52/1.71	2.20/2.21	2.49/2.44
EER	Cooling	W/W	3.42	3.23	3.21
COP	Heating	W/W	3.68	3.61	3.61
Pdesign	Cooling/Heating(-10°C)	kW	5.2/5.9	7.1/7.1	8.0/8.0
SEER	Cooling	W/W	6.94	6.11	5.69
SCOP	Heating (Average)	W/W	3.87	3.80	3.80
Energy Efficiency Class	Cooling		A++	A++	A+
	Heating (Average)		A	A	A
Max. Operating Current	Cooling/Heating	A	9.0/12.5	13.5/18.5	17.0/19.0
Annual Energy Consumption	Cooling	kWh/a	262	406	492
	Heating	kWh/a	2,130	2,610	2,941
Moisture Removal		l/h	2.6	2.7	3.2
Sound Pressure Level	Indoor (Cooling) H/M/L/Q	dB(A)	43/37/33/26	49/42/37/32	48/42/37/33
	Indoor (Heating) H/M/L/Q	dB(A)	42/37/33/25	48/42/37/32	49/42/37/33
	Outdoor(Cooling/Heating) High	dB(A)	50/51	55/56	53/56
Sound Power Level	Indoor(Cooling/Heating) High	dB(A)	58/58	64/64	64/64
	Outdoor(Cooling/Heating) High	dB(A)	65/-	68/-	68/-
Airflow Rate	Indoor / Outdoor (Cooling) High	m^3/h	900/2,150	1,120/2,460	1,100/3,600
	Indoor / Outdoor (Heating) High	m^3/h	900/2,070	1,120/2,340	1,150/3,600
Net Dimensions H x W x D	Indoor	mm	320×998×238	320×998×238	320×998×238
	Outdoor	mm	620×790×290	620×790×290	830×900×330
Weight	Indoor	kg(lbs)	14 (31)	14 (31)	14 (31)
	Outdoor	kg(lbs)	41 (90)	41 (90)	61 (135)
Connection Pipe Diameter (Liquid / Gas)		mm	6.35/12.70	6.35/15.88	9.52/15.88
Drain hose Diameter (I.D./O.D.)		mm	12/16	12/16	12/16
Max Pipe Length (Pre-Charge)		m	25 (15)	30 (15)	50 (20)
Max Height Difference		m	20	20	30
Operation Range	Cooling	°CDB	-10 to 46	-10 to 46	-10 to 46
	Heating	°CDB	-15 to 24	-15 to 24	-15 to 24
Refrigerant	Type (Global Warming Potential)		R410A (2,088)	R410A (2,088)	R410A (2,088)
	Charge	kg(CO2eq-T)	1.20 (2.5)	1.80 (3.8)	2.1 (4.4)

Optional parts

Wired Remote Controller: UTY-RNNYM, UTY-RVNYM
Simple Remote Controller: UTY-RSNYM
Wireless LAN Interface: UTY-TFNXZ1
External Connect Kit: UTY-XWZX

Dimensions

(Unit : mm)

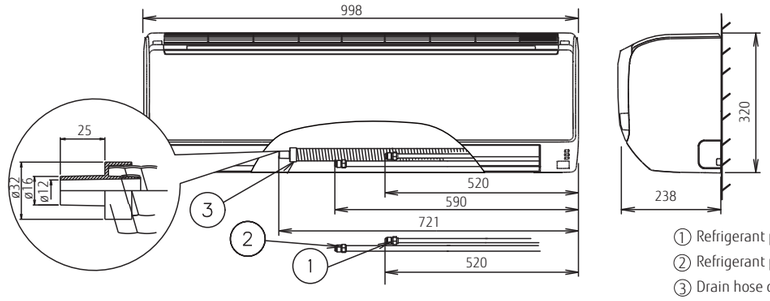

① Refrigerant pipe flare connection (Liquid)
② Refrigerant pipe flare connection (Gas)
③ Drain hose connection (Drain hose)

Wall Mounted

Standard Range

Comfort for Large Room

REFRIGERANT R410A

ALL DC V V-PAM

Save | Economy | Powerful | Server Room | 10°C HEAT | Low Noise | Auto Changeover | Double | Adjust | Restart | Sleep | Program | Weekly | Filter | ION | AF | Washable | Blue Fin

Large Capacity & Powerful airflow

Achieved large capacity and powerful airflow by large heat exchanger, long cross-flow fan, high output DC fan motor and new airflow structure design.

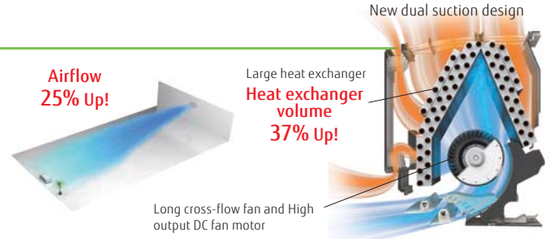

Human sensor

Human sensor catches movements of people in a room, and operates with lower capacity when people leave the room. When people come back to the room, it automatically returns to previous operating mode.

Server room function*

The following interlock operation is possible by connecting 2 indoor units with a cable. Cooling operation can be performed even in the low outdoor temperature and low humidity environment.

- **Alternative operation:** Two units operate alternately
- **Backup operation:** When 1 unit breaks down, the other unit starts operating automatically.
- **Supporting operation:** Both units operate simultaneously when the loaded capacity is not enough with one unit

*2 x UTY-XWNX of optional parts are required.

High seasonal energy efficiency

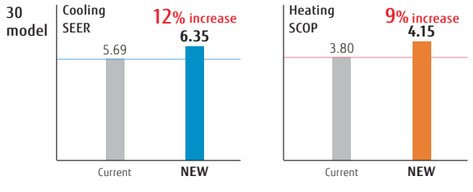

Low ambient operation

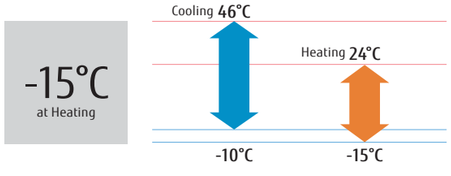

REFRIGERANT R410A

Model: ASYG30LMTA / ASYG36LMTA

Wireless R.C.

Specifications

Model No.	Indoor unit		ASYG30LMTA	ASYG36LMTA
	Outdoor unit		AOYG30LMTA	AOYG36LMTA
Power Source			Single-phase, ~230V, 50Hz	
Capacity	Cooling	kW	8.0 (2.9-9.0)	9.4 (2.9-10.0)
	Heating	kW	8.8 (2.2-11.0)	10.1 (2.7-11.2)
Input Power	Cooling/Heating	kW	2.33/2.41	3.16/2.96
EER	Cooling	W/W	3.43	2.97
COP	Heating	W/W	3.65	3.41
Pdesign	Cooling/Heating(-10°C)	kW	8.0/6.5	9.4/7.1
SEER	Cooling	W/W	6.35	5.73
SCOP	Heating (Average)	W/W	4.15	4.19
Energy Efficiency Class	Cooling		A++	A+
	Heating (Average)		A+	A+
Max. Operating Current	Cooling/Heating	A	14.5/14.5	19.0/19.0
Annual Energy Consumption	Cooling	kWh/a	441	575
	Heating	kWh/a	2,193	2,373
Moisture Removal		l/h	2.7	3.7
Sound Pressure Level	Indoor (Cooling) H/M/L/Q	dB(A)	50/44/38/31	50/44/38/31
	Indoor (Heating) H/M/L/Q	dB(A)	49/44/39/33	49/44/39/33
	Outdoor(Cooling/Heating) High	dB(A)	52/55	55/56
Sound Power Level	Indoor(Cooling/Heating) High	dB(A)	65/65	65/65
	Outdoor(Cooling/Heating) High	dB(A)	67/68	68/70
Airflow Rate	Indoor / Outdoor (Cooling) High	m^3/h	1,380/3,600	1,380/3,800
	Indoor / Outdoor (Heating) High	m^3/h	1,380/3,600	1,380/3,800
Net Dimensions H x W x D	Indoor	mm	340×1,150×280	340×1,150×280
	Outdoor	mm	830×900×330	830×900×330
Weight	Indoor	kg(lbs)	18 (40)	18 (40)
	Outdoor	kg(lbs)	61 (134)	61 (134)
Connection Pipe Diameter (Liquid / Gas)		mm	9.52/15.88	9.52/15.88
Drain hose Diameter (I.D./O.D.)		mm	13.8 / 15.8 to 16.7	13.8 / 15.8 to 16.7
Max Pipe Length (Pre-Charge)		m	50 (20)	50 (20)
Max Height Difference		m	30	30
Operation Range	Cooling	°CDB	-15 to 46	-15 to 46
	Heating	°CDB	-15 to 24	-15 to 24
Refrigerant	Type (Global Warming Potential)		R410A (2,088)	R410A (2,088)
	Charge	kg(CO2eq-T)	2.10 (4.4)	2.10 (4.4)

Optional parts

Wired Remote Controller:	UTY-RNRYZ3, UTY-RVNYM, UTY-RLRY, UTY-RNNYM
Simple Remote Controller:	UTY-RSRY, UTY-RSNYM, UTY-RSRY
Communication kit:	UTY-TWRX, UTY-XWNX
External input and output PCB (with box):	UTY-XCSXZ2 + UTZ-GXXB
Wireless LAN Interface:	UTY-TFNXZ1
External Connect Kit:	UTY-XWZX

Dimensions

(Unit : mm)

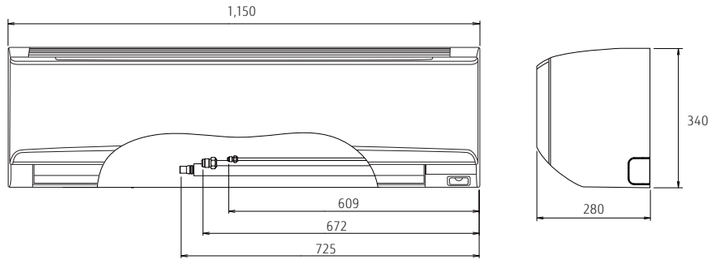

Wall Mounted

ECO Range

Compact & Comfort

REFRIGERANT R410A

ALL DC i-PAM

Economy · Powerful · Auto Changeover · Up/Down · Adjust · Restart · Sleep · Program · Filter · Washable

High efficient compact design

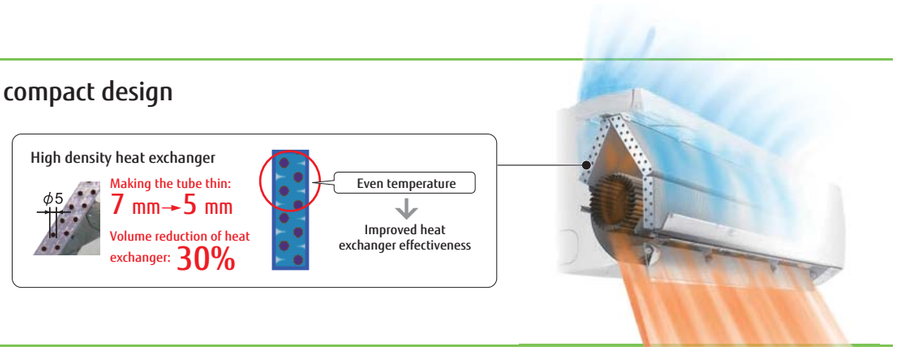

ON-OFF Programmable timer

You can set an integrated ON-OFF or OFF-ON timer suitable for your life style. (Setting time: 0.5, 1, 1.5, 2, 2.5, -----9.5, 10, 11, 12 hours)

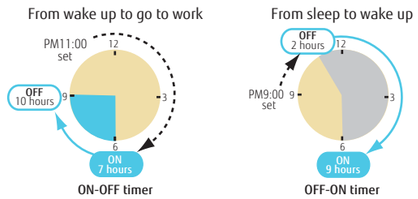

Powerful operation

20 minutes continuous operation by maximum airflow and maximum compressor speed is possible. Rapid cooling and heating makes the room comfortable quickly.

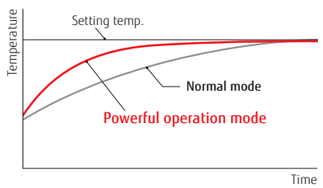

Economy operation

Setting temp. is shifted by 1°C automatically.

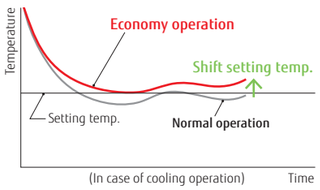

Low ambient operation

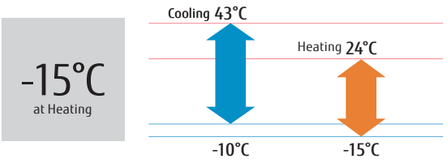

REFRIGERANT R410A

Model: ASYG07LLCE / ASYG09LLCE / ASYG12LLCE

Wireless R.C.

Specifications

Model No.	Indoor unit		ASYG07LLCE	ASYG09LLCE	ASYG12LLCE
	Outdoor unit		AOYG07LLCE	AOYG09LLCE	AOYG12LLCE
Power Source			Single-phase, ~230V, 50Hz		
Capacity	Cooling	kW	2.0(0.9-2.8)	2.5(0.9-3.0)	3.4(0.9-3.8)
	Heating	kW	2.7(0.9-3.6)	3.0(0.9-3.8)	4.0(0.9-5.0)
Input Power	Cooling/Heating	kW	0.470/0.620	0.730/0.740	1.080/1.130
EER	Cooling	W/W	4.26	3.42	3.15
COP	Heating	W/W	4.35	4.05	3.54
Pdesign	Cooling/Heating(-10°C)	kW	2.0/2.2	2.5/2.3	3.4/3.2
SEER	Cooling	W/W	6.70	6.90	6.60
SCOP	Heating (Average)	W/W	4.00	4.00	3.80
Energy Efficiency Class	Cooling		A++	A++	A++
	Heating (Average)		A+	A+	A
Max. Operating Current	Cooling/Heating	A	6.0/7.5	6.0/7.5	6.5/9.0
Annual Energy Consumption	Cooling	kWh/a	104	127	180
	Heating	kWh/a	770	805	1,179
Moisture Removal		l/h	1.0	1.3	1.8
Sound Pressure Level	Indoor (Cooling) H/M/L/Q	dB(A)	43/38/33/22	43/38/33/22	43/38/33/22
	Indoor (Heating) H/M/L/Q	dB(A)	43/38/33/22	43/38/33/22	43/38/33/22
	Outdoor(Cooling/Heating) High	dB(A)	47/48	47/48	50/51
Sound Power Level	Indoor(Cooling/Heating) High	dB(A)	59/60	59/60	59/60
	Outdoor(Cooling/Heating) High	dB(A)	61/61	61/61	65/65
Airflow Rate	Indoor / Outdoor (Cooling) High	m^3/h	720/1,670	720/1,670	720/1,830
	Indoor / Outdoor (Heating) High	m^3/h	740/1,470	740/1,470	740/1,600
Net Dimensions H x W x D	Indoor	mm	262×820×206	262×820×206	262×820×206
	Outdoor	mm	535×663×293	535×663×293	535×663×293
Weight	Indoor	kg(lbs)	7.0 (15)	7.0 (15)	7.0 (15)
	Outdoor	kg(lbs)	24 (53)	24 (53)	26 (57)
Connection Pipe Diameter (Liquid / Gas)		mm	6.35/9.52	6.35/9.52	6.35/9.52
Drain hose Diameter (I.D./O.D.)		mm	13.8/15.8 to 16.7	13.8/15.8 to 16.7	13.8/15.8 to 16.7
Max Pipe Length (Pre-Charge)		m	20(15)	20(15)	20(15)
Max Height Difference		m	15	15	15
Operation Range	Cooling	°CDB	-10 to 43	-10 to 43	-10 to 43
	Heating	°CDB	-15 to 24	-15 to 24	-15 to 24
Refrigerant	Type (Global Warming Potential)		R410A(2,088)	R410A(2,088)	R410A(2,088)
	Charge	kg(CO2eq-T)	0.65(1.4)	0.65(1.4)	0.85(1.8)

Optional parts

Remote Controller Holder: UTZ-RXLA

Dimensions

(Unit : mm)

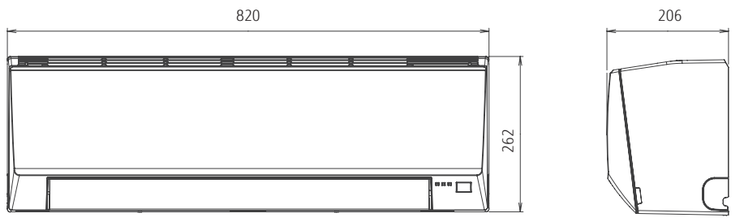

SPLIT

NEW

Compact Cassette

4-way Flow

Compact & Comfort

Compact and stylish panel design

Compact and stylish panel design fits the grid type ceiling.
It is a linear design suitable for grid shape of 620 mm × 620 mm grid ceiling.

Easy maintenance

Maintenance is easier by removing the ceiling panel next to the grill, maintenance can be done, and new installation of inspection hole is unnecessary, so construction costs can be suppressed.

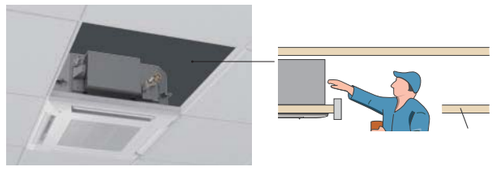

The air inlet grill can be installed in various directions, so maintenance is easy.

Flexible installation

It is suitable for ceiling of grid type and it has high degree of freedom of installation and it can be installed beside lighting and ventilation opening.

Low ambient operation

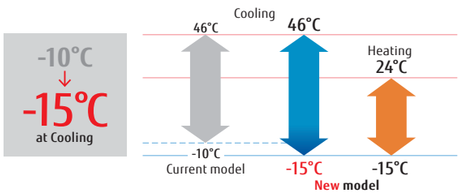

Model: AUXG09KVLA / AUXG12KVLA / AUXG14KVLA / AUXG18KVLA / AUXG22KVLA / AUXG24KVLA

For AUXG9/12/14KVLA

For AUXG18/22KVLA

For AUXG24KVLA

Specifications

Model No.	Indoor unit		AUXG09KVLA	AUXG12KVLA	AUXG14KVLA	AUXG18KVLA	AUXG22KVLA	AUXG24KVLA
	Outdoor unit		AOYG09KBTB	AOYG12KBTB	AOYG14KBTB	AOYG18KBTB	AOYG22KBTB	AOYG24KBTB
Power Source			Single-phase, ~230V, 50Hz					
Capacity	Cooling	kW	2.5 (0.9-3.2)	3.5 (0.9-4.4)	4.3 (0.9-5.4)	5.2 (0.9-5.9)	6.0 (0.9-6.7)	6.8 (0.9-8.0)
	Heating	kW	3.2 (0.9-4.7)	4.1 (0.9-5.7)	5.0 (0.9-6.5)	6.0 (0.9-7.5)	7.0 (0.9-8.0)	7.5 (0.9-9.1)
Input Power	Cooling/Heating	kW	0.55/0.79	0.93/1.08	1.28/1.32	1.60/1.66	1.82/1.87	2.21/2.03
EER	Cooling	W/W	4.57	3.76	3.36	3.25	3.30	3.08
COP	Heating	W/W	4.05	3.80	3.79	3.61	3.74	3.69
Pdesign	Cooling/Heating(-10°C)	kW	2.5/2.6	3.5/3.4	4.3/3.8	5.2/4.4	6.0/4.8	6.8/6.0
SEER	Cooling	W/W	6.70	6.60	6.50	6.60	6.60	6.10
SCOP	Heating (Average)	W/W	4.40	4.30	4.40	4.20	4.30	4.00
Energy Efficiency Class	Cooling		A++	A++	A++	A++	A++	A++
	Heating (Average)		A+	A+	A+	A+	A+	A+
Max. Operating Current	Cooling/Heating	A	7.9	9.7	10.2	12.1	12.6	13.6
Annual Energy Consumption	Cooling	kWh/a	131	186	231	275	318	390
	Heating	kWh/a	826	1,106	1,208	1,466	1,562	2,097
Moisture Removal		l/h	0.6	1.2	1.5	2.2	2.6	2.7
Sound Pressure Level	Indoor (Cooling) H/M/L/Q	dB(A)	33/31/29/27	37/34/30/27	38/34/30/27	38/34/30/26	44/42/36/30	49/44/36/30
	Indoor (Heating) H/M/L/Q	dB(A)	34/32/29/27	37/34/31/29	43/38/34/30	43/38/34/30	45/43/40/33	49/45/40/33
	Outdoor(Cooling/Heating) High	dB(A)	46/46	47/47	49/49	50/50	51/51	53/54
Sound Power Level	Indoor(Cooling/Heating) High	dB(A)	46/47	49/49	50/55	50/55	56/57	59/61
	Outdoor(Cooling/Heating) High	dB(A)	59/59	61/61	62/62	62/62	63/63	65/66
Airflow Rate	Indoor / Outdoor (Cooling) High	m^3/h	540/1,480	600/1,580	680/1,670	680/2,160	830/2,240	930/2,700
	Indoor / Outdoor (Heating) High	m^3/h	540/1,410	600/1,520	800/1,580	800/1,830	860/1,960	930/2,700
Net Dimensions H x W x D	Indoor	mm	245x570x570	245x570x570	245x570x570	245x570x570	245x570x570	245x570x570
	Outdoor	mm	542x799x290	542x799x290	542x799x290	632x799x290	632x799x290	716x820x315
Weight	Indoor	kg(lbs)	15 (33)	15 (33)	15 (33)	15 (33)	16 (35)	16 (35)
	Outdoor	kg(lbs)	32 (71)	33 (73)	33 (73)	36 (79)	38 (84)	42 (93)
Connection Pipe Diameter (Liquid / Gas)		mm	6.35/9.53	6.35/9.53	6.35/9.53	6.35/12.70	6.35/12.70	6.35/12.70
Drain hose Diameter (I.D./O.D.)		mm	25/32	25/32	25/32	25/32	25/32	25/32
Max Pipe Length (Pre-Charge)		m	20 (15)	25 (15)	25 (15)	30 (20)	30 (20)	30 (20)
Max Height Difference		m	15	20	20	20	25	25
Operation Range	Cooling	°CDB	-15 to 46	-15 to 46	-15 to 46	-15 to 46	-15 to 46	-15 to 46
	Heating	°CDB	-15 to 24	-15 to 24	-15 to 24	-15 to 24	-15 to 24	-15 to 24
Refrigerant	Type (Global Warming Potential)		R32 (675)	R32 (675)	R32 (675)	R32 (675)	R32 (675)	R32 (675)
	Charge	kg(CO2eq-T)	0.85 (0.574)	0.85 (0.574)	0.85 (0.574)	1.02 (0.689)	1.25 (0.844)	1.25(0.844)
Cassette Grille	Model name		UTG-UFYF-W	UTG-UFYF-W	UTG-UFYF-W	UTG-UFYF-W	UTG-UFYF-W	UTG-UFYF-W
	Dimensions (H × W × D)	mm	49x620x620	49x620x620	49x620x620	49x620x620	49x620x620	49x620x620
	Weight	kg(lbs)	2.3 (5.1)	2.3 (5.1)	2.3 (5.1)	2.3 (5.1)	2.3 (5.1)	2.3 (5.1)

Optional parts

Wireless Remote Controller:	UTY-LNTY	Cassette Grille:	UTG-UFYF-W
Wired Remote Controller:	UTY-RNRYZ3, UTY-RLRY, UTY-RVNYM, UTY-RNNYM	Fresh Air Intake Kit:	UTZ-VXAA
		Air Outlet Shutter Plate:	UTR-YDZB
Simple Remote Controller:	UTY-RSRY, UTY-RHRY, UTY-RSNYM	Insulation for High Humidity:	UTZ-KXGC
		External Input and Output PCB (with box):	UTY-XCSX+UTZ-GXRA
Wireless LAN Interface:	UTY-TFSXZ1	External Connect Kit:	UTY-XWZXZG

Dimensions

(Unit : mm)

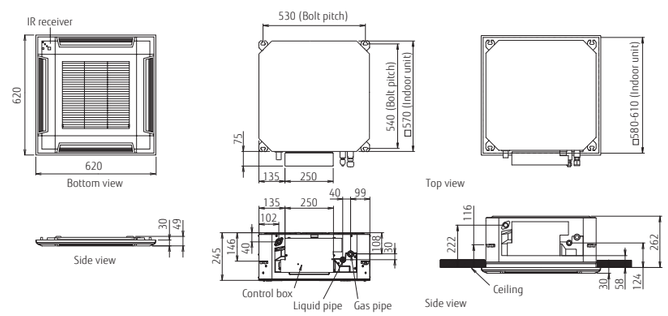

Compact Cassette

4-way Flow

Compact & Comfort

REFRIGERANT R410A

ALL DC V V-PAM

Economy | 10°C HEAT | Auto Changeover | Up/Down | Adjust | Restart | Sleep | Program | Filter | Drain Pump

2-stage turbo fan

High efficiency design by 2 stage structure

Previous turbo fan

In the case of a conventional fan, the air outlet range was narrow as the airflow moved to the motor side which meant the velocity of air passing through the heat exchanger was uneven.

Wind velocity

Fast

Slow

2-stage turbo fan

An evenly spread air distribution across the heat exchanger is possible due to the 2 stage turbo fan which produces two separate airflow streams.

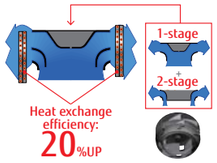

Quiet quality

Optimized wing form (laminar wing type) and wing number (7 blades each)

Designed by CFD-analysis (fluid) simulations

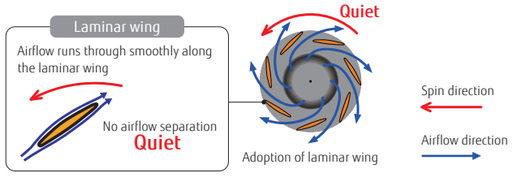

Improvement of the airflow distribution

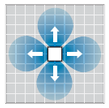

Bottom view

The louver design distributes air leaving a space between the chassis and the ceiling allowing far and wide airflow distribution.

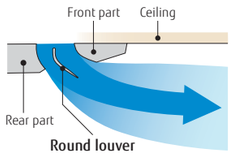

Much less temperature irregularity by spreading airflow widely

Low ambient operation

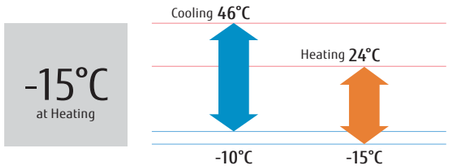

REFRIGERANT R410A

Model : AUYG12LVLB / AUYG14LVLB / AUYG18LVLB / AUYG24LVLA

Wireless R.C.

For AUYG12/14LVLB

For AUYG18LVLB

For AUYG24LVLA

Specifications

Model No.	Indoor unit		AUYG12LVLB	AUYG14LVLB	AUYG18LVLB	AUYG24LVLA
	Outdoor unit		AOYG12LALL	AOYG14LALL	AOYG18LBCB	AOYG24LBCB
Power Source			Single-phase, ~230V, 50Hz			
Capacity	Cooling	kW	3.5 (0.9-4.4)	4.3 (0.9-5.4)	5.2 (0.9-5.9)	6.8 (0.9-8.0)
	Heating	kW	4.1 (0.9-5.7)	5.0 (0.9-6.5)	6.0 (0.9-7.5)	8.0 (0.9-9.1)
Input Power	Cooling/Heating	kW	1.05/1.11	1.33/1.34	1.62/1.66	2.21/2.26
EER	Cooling	W/W	3.33	3.21	3.21	3.08
COP	Heating	W/W	3.69	3.71	3.61	3.54
Pdesign	Cooling/Heating(-10°C)	kW	3.5/4.2	4.3/4.5	5.2/5.2	6.8/6.0
SEER	Cooling	W/W	6.20	6.40	6.20	5.60
SCOP	Heating (Average)	W/W	4.10	4.40	4.20	3.90
Energy Efficiency Class	Cooling		A++	A++	A++	A+
	Heating (Average)		A+	A+	A+	A
Max. Operating Current	Cooling/Heating	A	7.5/10.0	9.0/12.5	11.5/13.5	14.7/15.7
Annual Energy Consumption	Cooling	kWh/a	198	235	293	425
	Heating	kWh/a	1,431	1,432	1,731	2,151
Moisture Removal		l/h	1.2	1.5	2.2	2.7
Sound Pressure Level	Indoor (Cooling) H/M/L/Q	dB(A)	37/34/30/27	38/34/30/27	38/34/30/26	49/44/36/30
	Indoor (Heating) H/M/L/Q	dB(A)	37/34/31/29	43/38/34/30	43/38/34/30	49/45/40/33
	Outdoor(Cooling/Heating) High	dB(A)	47/48	49/49	50/50	53/54
Sound Power Level	Indoor(Cooling/Heating) High	dB(A)	49/49	50/55	50/55	59/61
	Outdoor(Cooling/Heating) High	dB(A)	61/63	62/64	62/65	66/66
Airflow Rate	Indoor / Outdoor (Cooling) High	m^3/h	600/1,780	680/1,910	680/2,380	930/2,850
	Indoor / Outdoor (Heating) High	m^3/h	600/1,630	800/1,740	800/2,080	930/2,700
Net Dimensions H x W x D	Indoor	mm	245×570×570	245×570×570	245×570×570	245×570×570
	Outdoor	mm	578×790×300	578×790×300	632×799×290	716×820×315
Weight	Indoor	kg(lbs)	15 (33)	15 (33)	15 (33)	16 (35)
	Outdoor	kg(lbs)	40 (88)	40 (88)	36 (79)	42 (95)
Connection Pipe Diameter (Liquid / Gas)		mm	6.35/9.52	6.35/12.70	6.35/12.70	6.35/15.88
Drain hose Diameter (I.D./O.D.)		mm	25/32	25/32	25/32	25/32
Max Pipe Length (Pre-Charge)		m	25 (15)	25 (15)	25 (15)	30 (15)
Max Height Difference		m	15	15	15	20
Operation Range	Cooling	°CDB	-10 to 46	-10 to 46	-10 to 46	-10 to 46
	Heating	°CDB	-15 to 24	-15 to 24	-15 to 24	-15 to 24
Refrigerant	Type (Global Warming Potential)		R410A (2,088)	R410A (2,088)	R410A (2,088)	R410A (2,088)
	Charge	kg(CO2eq-T)	1.15 (2.4)	1.25 (2.6)	1.20 (2.5)	1.50 (3.1)
Cassette Grille	Model name		UTG-UFYD-W	UTG-UFYD-W	UTG-UFYD-W	UTG-UFYD-W
	Dimensions (H × W × D)	mm	49×700×700	49×700×700	49×700×700	49×700×700
	Weight	kg(lbs)	2.6 (6)	2.6 (6)	2.6 (6)	2.6 (6)

Optional parts

Wired Remote Controller:	UTY-RNNYM, UTY-RVNYM	Air Outlet Shutter Plate:	UTR-YDZB
Simple Remote Controller:	UTY-RSNYM	Wireless LAN Interface:	UTY-TFNXZ1
Insulation Kit For High Humidity:	UTZ-KXGC	External Connect Kit:	UTY-XWZX
Fresh Air Intake Kit:	UTZ-VXAA	Cassette Grille:	UTG-UFYD-W

Dimensions

(Unit : mm)

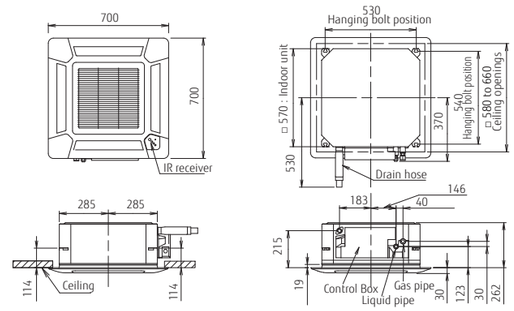

NEW

Cassette

Circular Flow

Comfort for Large Room

(30/36/45/54)

Unique Circular Flow design

Cassette type realizes Circular Flow to blow large airflow in 360° direction by mounting high performance DC fan motor, turbo fan and unique seamless airflow louver design.

Comfortable air conditioning by preventing direct blowing of cold air and by providing swinging air flow simultaneously.



Efficient air conditioning based on the room layout

Individual louver control

Each louver can be set individually by Touch Panel Wired Remote Controller to enjoy the comfort of different directional airflows according to various room layouts.

*Touch Panel Wired RC (UTY-RNRYZ3)only

Human sensor increases more energy saving
Energy saving operation starts automatically by detecting the motion of a person. 2 modes of save operation mode and stop mode can be selected.

Compact and lightweight outdoor unit

45 model outdoor unit was changed completely. Easier installation was realized by compact and lightweight outdoor unit.

Current model

New 45/54 models

Low ambient operation

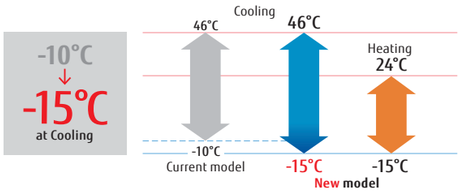

Various Cassette Grille

Both, black and white color grilles are available.
There are three types: white color grille with Remote Controller, only white color grille and only black color grille.
Selectable according to the atmosphere and/or usage of the room.

UTG-UKYA-W
White Color Grille
With touch panel wired remote controller

UTG-UKYA-B
Black Color Grille

UTG-UKYC-W
White Color Grille

Model: AUXG18KRLB / AUXG22KRLB / AUXG24KRLB
AUXG30KRLB / AUXG36KRLB / AUXG45KRLB / AUXG54KRLB

Specifications

Model No.	Indoor unit		AUXG18KRLB	AUXG22KRLB	AUXG24KRLB	AUXG30KRLB	AUXG36KRLB	AUXG45KRLB	AUXG54KRLB
	Outdoor unit		AOYG18KBTB	AOYG22KBTB	AOYG24KBTB	AOYG30KBTB	AOYG36KBTB	AOYG45KBTB	AOYG54KBTB
Power Source			Single-phase, ~230V, 50Hz						
Capacity	Cooling	kW	5.2 (0.9-5.9)	6.0 (0.9-6.7)	6.8 (0.9-8.0)	8.5 (2.8-10.0)	9.5 (2.8-11.2)	12.1 (4.0-14.0)	13.4 (4.5-14.5)
	Heating	kW	6.0 (0.9-7.5)	7.0 (0.9-8.0)	7.5 (0.9-9.1)	10.0 (2.7-11.2)	10.8 (2.7-12.7)	13.5 (4.2-16.2)	15.5 (4.7-16.5)
Input Power	Cooling/Heating	kW	1.36/1.58	1.71/1.82	1.89/1.90	2.44/2.51	2.91/2.45	3.61/3.21	4.41/4.16
EER	Cooling	W/W	3.82	3.51	3.60	3.49	3.26	3.35	3.04
COP	Heating	W/W	3.80	3.85	3.95	3.98	4.40	4.20	3.73
Pdesign	Cooling/Heating(-10°C)	kW	5.2/4.4	6.0/4.8	6.8/6.0	8.5/8.0	9.5/8.7	-	-
SEER	Cooling	W/W	7.00	7.00	6.60	6.70	6.55	-	-
SCOP	Heating (Average)	W/W	4.30	4.40	4.20	4.30	4.30	-	-
Energy Efficiency Class	Cooling		A++	A++	A++	A++	A++	-	-
	Heating (Average)		A+	A+	A+	A+	A+	-	-
Max. Operating Current	Cooling/Heating	A	12.1	12.6	13.6	22.6	22.6	28.5	28.5
Annual Energy Consumption	Cooling	kWh/a	260	300	360	444	507	-	-
	Heating	kWh/a	1,431	1,527	1,999	2,601	2,828	-	-
Moisture Removal		l/h	1.5	2.2	2.7	2.5	3.3	4.5	5.0
Sound Pressure Level	Indoor (Cooling) H/M/L/Q	dB(A)	33/32/31/28	33/32/31/28	35/33/32/29	40/38/36/33	44/41/38/34	46/42/39/35	47/43/40/36
	Indoor (Heating) H/M/L/Q	dB(A)	33/32/31/28	33/32/31/28	35/33/32/29	40/38/36/33	44/41/38/34	46/42/39/35	47/43/40/36
	Outdoor(Cooling/Heating) High	dB(A)	50/50	51/51	53/54	53/55	55/55	57/57	57/59
Sound Power Level	Indoor(Cooling/Heating) High	dB(A)	47/47	49/49	49/49	54/54	58/58	60/60	61/61
	Outdoor(Cooling/Heating) High	dB(A)	62/62	63/63	65/66	68/69	70/70	71/71	73/73
Airflow Rate	Indoor / Outdoor (Cooling) High	m^3/h	1,050/2,160	1,050/2,240	1,150/2,700	1,600/3,750	1,870/3,750	2,000/4,450	2,100/4,450
	Indoor / Outdoor (Heating) High	m^3/h	1,050/1,830	1,050/1,960	1,150/2,700	1,600/3,750	1,870/3,750	2,000/4,450	2,100/4,450
Net Dimensions H x W x D	Indoor	mm	246x840x840	246x840x840	246x840x840	288x840x840	288x840x840	288x840x840	288x840x840
	Outdoor	mm	632x799x290	632x799x290	716x820x315	788x940x320	788x940x320	998x940x320	998x940x320
Weight	Indoor	kg(lbs)	23 (51)	23 (51)	24 (53)	26 (57)	29 (64)	29 (64)	29 (64)
	Outdoor	kg(lbs)	36 (79)	38 (84)	42 (93)	52 (115)	52 (115)	67 (148)	67 (148)
Connection Pipe Diameter (Liquid / Gas)		mm	6.35/12.70	6.35/12.70	6.35/12.70	9.52/15.88	9.52/15.88	9.52/15.88	9.52/15.88
Drain hose Diameter (I.D./O.D.)		mm	25/32	25/32	25/32	25/32	25/32	25/32	25/32
Max Pipe Length (Pre-Charge)		m	30 (20)	30 (20)	30 (20)	50 (30)	50 (30)	50 (30)	50 (30)
Max Height Difference		m	20	25	25	30	30	30	30
Operation Range	Cooling	°CDB	-15 to 46	-15 to 46	-15 to 46	-15 to 46	-15 to 46	-15 to 46	-15 to 46
	Heating	°CDB	-15 to 24	-15 to 24	-15 to 24	-15 to 24	-15 to 24	-15 to 24	-15 to 24
Refrigerant	Type (Global Warming Potential)		R32 (675)	R32 (675)	R32 (675)	R32 (675)	R32 (675)	R32 (675)	R32 (675)
	Charge	kg(CO2eq-T)	1.02 (0.689)	1.25 (0.844)	1.25(0.844)	1.90(1.283)	1.90(1.283)	2.70(1.823)	2.70(1.823)
Cassette Grille	Variation		UTG-UKYA-W: White Color with touch panel wired remote controller UTG-UKYC-W: White Color / UTG-UKYA-B*1: Black Color						
	Dimensions (H × W × D)	mm	53x950x950	53x950x950	53x950x950	53x950x950	53x950x950	53x950x950	53x950x950
	Weight	kg(lbs)	6.0 (13)	6.0 (13)	6.0 (13)	6.0 (13)	6.0 (13)	6.0 (13)	6.0 (13)

*1: IR Receiver kit and human sensor kit cannot be connected.

Optional parts

Wired Remote Controller:	UTY-RNRYZ3, UTY-RLRY, UTY-RVNYM, UTY-RNNYM
Simple Remote Controller:	UTY-RSRY, UTY-RHRY, UTY-RSNYM
IR Receiver Kit:	UTY-LBTYC
Wireless LAN Interface:	UTY-TFSXZ1
Human Sensor Kit:	UTY-SHZXC
Cassette Grille:	UTG-UKYA-W, UTG-UKYC-W, UTG-UKYA-B
Wide Panel:	UTG-AKXA-W
Panel Spacer:	UTG-BKXA-W
Fresh Air Intake Kit:	UTZ-VXRA
Air Outlet Shutter Plate:	UTR-YDZK
Insulation Kit for High Humidity:	UTZ-KXRA
External Input and Output PCB (with box):	UTY-XCSX + UTZ-GXRA
External Connect Kit:	UTY-XWZXZG

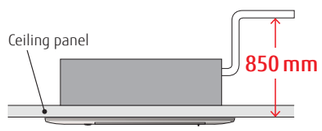

Dimensions

(Unit : mm)

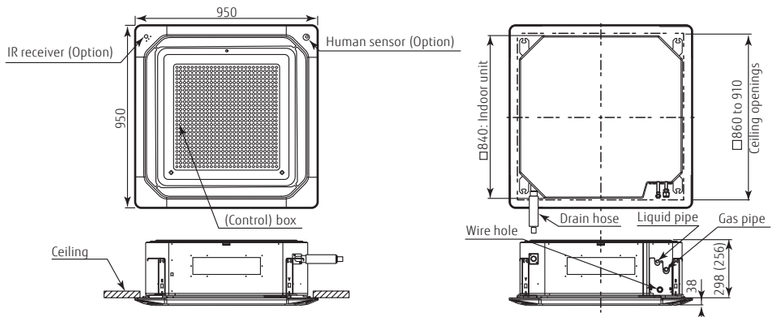

( ) : AUXG18/22/24KRLB

Cassette

Circular Flow

Comfort for Large Room

REFRIGERANT R410A

ALL DC i-PAM

Economy, Set Temp., Return, Auto Changeover, Up/Down, Adjust, Restart, Duct, Distributing, Individual, Auto OFF, Weekly, Filter, On/Off, Drain Pump, Blue Fin (30/36/45/54)

Unique Circular Flow design

Cassette type realizes Circular Flow to blow large airflow in 360° direction by mounting high performance DC fan motor, turbo fan and unique seamless airflow louver design.

Individual louver control

Each louver can be set individually by Touch Panel Wired Remote Controller to enjoy the comfort of different directional airflows according to various room layouts.

*Touch Panel Wired RC (UTY-RNRYZ3)only

Comfortable air conditioning by preventing direct blowing of cold air and by providing swinging air flow simultaneously.



Efficient air conditioning based on the room layout

Human sensor increases more energy saving

Energy saving operation starts automatically by detecting the motion of a person. 2 modes of save operation mode and stop mode can be selected.

Human sensor (Option)

2 modes can be selected.

Auto saving	Power is saved while people are away.
Auto OFF	Operation stops after people go out.

*Touch Panel Wired RC (UTY-RNRYZ3) only

Various Cassette Grille

Both, black and white color grilles are available. There are three types: white color grille with Remote Controller, only white color grille and only black color grille.
Selectable according to the atmosphere and/or usage of the room.

UTG-UKYA-W
White Color Grille
With touch panel wired remote controller

UTG-UKYA-B
Black Color Grille

UTG-UKYC-W
White Color Grille

REFRIGERANT R410A

Model: AUXG18LRLB / AUXG24LRLB
AUXG30LRLB / AUXG36LRLB / AUXG45LRLB / AUXG54LRLB

AUXG18/24LRLB

AUXG30/36/45/54LRLB

Touch Panel Wired R.C.

For AUXG18/24LRLB For AUXG30/36LRLB For AUXG45/54LRLB

Specifications

Model No.	Indoor unit			AUXG18LRLB	AUXG24LRLB	AUXG30LRLB	AUXG36LRLB	AUXG45LRLB	AUXG54LRLB
	Outdoor unit			AOYG18LBCA	AOYG24LBCA	AOYG30LBTA	AOYG36LBTA	AOYG45LBTA	AOYG54LBTA
Power Source				Single-phase, ~230V, 50Hz					
Capacity	Cooling		kW	5.2 (0.9-6.5)	6.8 (0.9-8.0)	8.5 (2.8-10.0)	9.5 (2.8-11.2)	12.5 (4.0-14.0)	13.3 (4.5-14.5)
	Heating			6.0 (0.9-8.0)	7.8 (0.9-9.1)	10.0 (2.7-11.2)	10.8 (2.7-12.7)	14.0 (4.2-16.2)	15.8 (4.7-16.5)
Input Power	Cooling/Heating		kW	1.42/1.50	2.16/2.18	2.56/2.77	2.96/2.91	3.85/3.73	4.38/4.58
EER	Cooling		W/W	3.66	3.15	3.32	3.21	3.25	3.04
COP	Heating			4.00	3.58	3.61	3.71	3.75	3.45
Pdesign	Cooling/Heating(-10°C)		kW	5.2/4.3	6.8/6.0	8.5/8.0	9.5/8.7	-	-
SEER	Cooling		W/W	7.05	6.60	6.70	6.40	-	-
SCOP	Heating (Average)			4.40	4.20	4.30	4.30	-	-
Energy Efficiency Class	Cooling			A++	A++	A++	A++	-	-
	Heating (Average)			A+	A+	A+	A+	-	-
Max. Operating Current	Cooling/Heating		A	10.0/13.5	13.5/18.5	17.0/17.0	20.0/20.0	20.5/20.5	21.5/21.5
Annual Energy Consumption	Cooling		kWh/a	258	361	444	519	-	-
	Heating			1,367	1,999	2,604	2,833	-	-
Moisture Removal			l/h	2.2	2.7	2.5	3.3	4.5	5.0
Sound Pressure Level	Indoor (Cooling)	H/M/L/Q	dB(A)	33/32/31/28	35/33/32/29	40/38/36/33	44/41/38/34	46/42/39/35	47/43/40/36
	Indoor (Heating)	H/M/L/Q		33/32/31/28	35/33/32/29	40/38/36/33	44/41/38/34	46/42/39/35	47/43/40/36
	Outdoor(Cooling/Heating)	High		51/50	55/56	53/55	54/55	55/55	55/57
Sound Power Level	Indoor(Cooling/Heating)	High		47/47	49/49	54/54	58/58	60/60	61/61
	Outdoor(Cooling/Heating)	High		64/62	68/68	67/69	68/70	68/68	69/71
Airflow Rate	Indoor / Outdoor (Cooling)	High	m^3/h	1,050/1,900	1,150/2,460	1,600/3,600	1,900/3,800	2,000/6,750	2,100/6,750
	Indoor / Outdoor (Heating)	High		1,050/1,700	1,150/2,360	1,600/3,600	1,900/3,800	2,000/6,200	2,100/6,850
Net Dimensions H x W x D	Indoor		mm	246×840×840	246×840×840	288×840×840	288×840×840	288×840×840	288×840×840
	Outdoor		mm	620×790×290	620×790×290	830×900×330	830×900×330	1290×900×330	1290×900×330
Weight	Indoor		kg(lbs)	24 (53)	24 (53)	26 (57)	26 (57)	29 (64)	29 (64)
	Outdoor		kg(lbs)	41 (90)	41 (90)	61 (134)	61 (134)	86 (189)	86 (189)
Connection Pipe Diameter (Liquid / Gas)			mm	6.35/12.7	6.35/15.88	9.52/15.88	9.52/15.88	9.52/15.88	9.52/15.88
Drain hose Diameter (I.D./O.D.)				25/32	25/32	25/32	25/32	25/32	25/32
Max Pipe Length (Pre-Charge)			m	30 (15)	30 (15)	50 (20)	50 (20)	50 (20)	50 (20)
Max Height Difference				20	20	30	30	30	30
Operation Range	Cooling		°CDB	-15 to 46	-15 to 46	-15 to 46	-15 to 46	-15 to 46	-15 to 46
	Heating			-15 to 24	-15 to 24	-15 to 24	-15 to 24	-15 to 24	-15 to 24
Refrigerant	Type (Global Warming Potential)			R410A (2,088)	R410A (2,088)	R410A (2,088)	R410A (2,088)	R410A (2,088)	R410A (2,088)
	Charge		kg(CO2eq-T)	1.80 (3.8)	1.80 (3.8)	2.10 (4.4)	2.10 (4.4)	3.35 (7.0)	3.35 (7.0)
Cassette Grille	Variation			UTG-UKYA-W: White Color with touch panel wired remote controller UTG-UKYC-W: White Color / UTG-UKYA-B*1: Black Color					
	Dimensions (H × W × D)		mm	53×950×950	53×950×950	53×950×950	53×950×950	53×950×950	53×950×950
	Weight		kg(lbs)	6.0 (13)	6.0 (13)	6.0 (13)	6.0 (13)	6.0 (13)	6.0 (13)

*1: IR Receiver kit and human sensor kit cannot be connected.

Optional parts

Wired Remote Controller:	UTY-RNRYZ3, UTY-RVNYM, UTY-RLRY, UTY-RNNYM
Simple Remote Controller:	UTY-RSNYM, UTY-RSRY, UTY-RHRY
IR Receiver Kit:	UTY-LBTYC
Human Sensor Kit:	UTY-SHZXC
Wide Panel:	UTG-AKXA-W
Panel Spacer:	UTG-BKXA-W
Air Outlet Shutter Plate:	UTR-YDZK
Insulation Kit For High Humidity:	UTZ-KXRA
Flesh Air Intake Kit:	UTZ-VXRA
External input and output PCB (with box):	UTY-XCSX + UTZ-GXRA
External connect kit:	UTY-XWZXZG
Cassette Grille :	UTG-UKYA-W, UTG-UKYA-B, UTG-UKYC-W
Wireless LAN Interface:	UTY-TFNXZ1

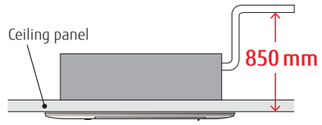

Dimensions

(Unit : mm)

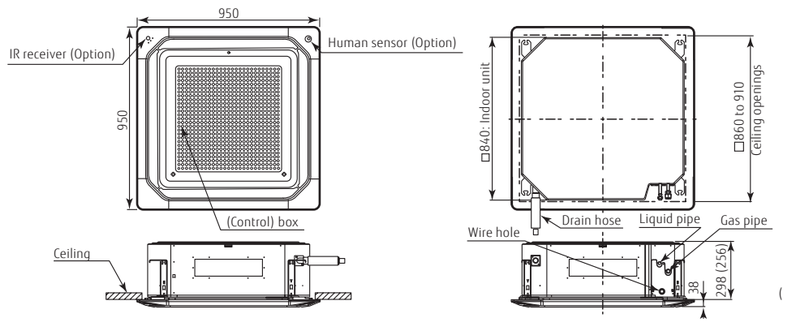

( ): AUXG18/24LRLB

Cassette

4-way Flow

Comfort for large room

REFRIGERANT R410A

ALL DC i-PAM Single phase

Economy · Auto Changeover · Up/Down · Adjust · Restart · Duct · Distributing · +Setback · Filter · Drain Pump · Blue Fin (45/54)

High efficiency turbo fan with 3-dimensional blade

Previous turbo fan: Air passing through the heat exchanger was uneven and the air would only flow close to the ceiling.

New turbo fan: High efficiency airflow distribution has been achieved by the introduction of a 3 dimensional blade which increases the air passing over the heat exchanger.

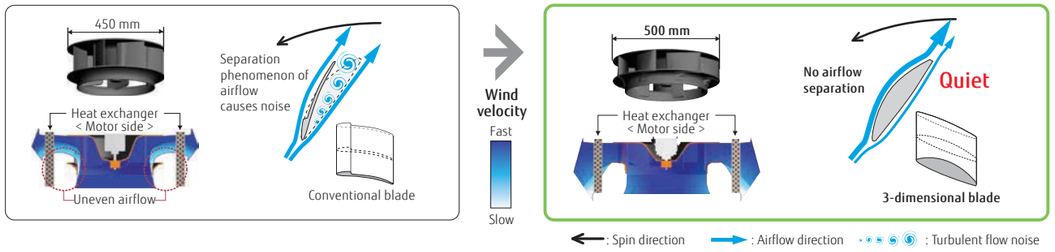

Improvement of the airflow distribution

The louver design distributes air leaving a space between the chassis and the ceiling allowing far and wide airflow distribution.

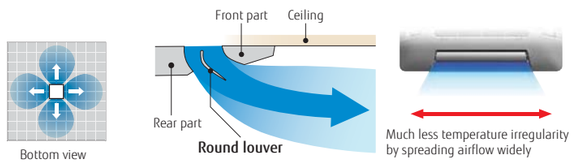

Adjustment of hanger position is possible after installation

Hanging bracket can be checked directly by removing the corner cover. Hanging position can be arranged easily.

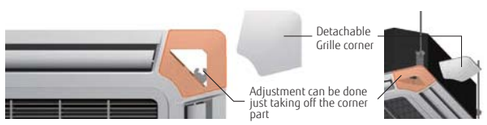

Low ambient operation

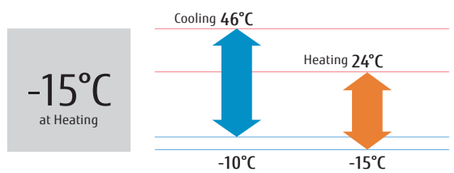

Model : AUYG30LRLE / AUYG36LRLE / AUYG45LRLA / AUYG54LRLA / AUYG36LRLA [3 phase] / AUYG45LRLA [3 phase] / AUYG54LRLA [3 phase]

Wired R.C.

For AUYG30/36LRLE · For AUYG45LRLA (Single -phase) · For AUYG36/45/54LRLA

Specifications

Model No.	Indoor unit			AUYG30LRLE	AUYG36LRLE	AUYG45LRLA	AUYG45LRLA	AUYG54LRLA	AUYG36LRLA	AUYG45LRLA	AUYG54LRLA
	Outdoor unit			AOYG30LETL	AOYG36LETL	AOYG45LBTC	AOYG45LETL	AOYG54LETL	AOYG36LATT	AOYG45LATT	AOYG54LATT
Power Source				Single-phase, ~230V, 50Hz					3-phase, ~400V, 50Hz		
Capacity	Cooling		kW	8.5 (2.8-10.0)	10.0 (2.8-11.2)	12.1 (4.0-13.5)	12.5 (4.0-14.0)	13.3 (4.5-14.5)	10.0 (4.7-11.4)	12.5 (5.0-14.0)	14.0 (5.4-16.0)
	Heating			10.0 (2.7-11.2)	11.2 (2.7-12.7)	13.5 (4.2-15.7)	14.0 (4.2-16.2)	16.0 (4.7-16.5)	11.2 (5.0-14.0)	14.0 (5.4-16.2)	16.0 (5.8-18.0)
Input Power	Cooling/Heating		kW	2.65/2.77	3.12/3.02	3.89/3.85	3.88/3.77	4.42/4.69	2.44/2.56	3.54/3.58	4.36/4.43
EER	Cooling		W/W	3.21	3.21	3.11	3.22	3.01	4.10	3.53	3.21
COP	Heating		W/W	3.61	3.71	3.51	3.71	3.41	4.38	3.91	3.61
Pdesign	Cooling/Heating(-10°C)		kW	8.5/8.0	10.0/8.7	-	-	-	10.0/10.0	-	-
SEER	Cooling		W/W	6.50	6.30	-	-	-	6.50	-	-
SCOP	Heating (Average)		W/W	4.30	4.20	-	-	-	4.30	-	-
Energy Efficiency Class	Cooling			A++	A++	-	-	-	A++	-	-
	Heating (Average)			A+	A+	-	-	-	A+	-	-
Max. Operating Current	Cooling/Heating		A	17.0/17.0	18.5/20.0	23.5/23.5	20.5/20.5	21.5/21.5	7.9/7.9	8.9/8.9	9.9/9.9
Annual Energy Consumption	Cooling		kWh/a	458	555	-	-	-	538	-	-
	Heating		kWh/a	2,604	2,897	-	-	-	3,253	-	-
Moisture Removal			l/h	2.5	3.5	4.5	4.5	5.0	3.0	4.5	5.0
Sound Pressure Level	Indoor (Cooling)	H/M/L/Q	dB(A)	40/38/36/32	43/38/36/32	46/42/40/36	46/42/40/36	47/43/41/37	44/39/36/33	46/42/40/36	47/43/41/37
	Indoor (Heating)	H/M/L/Q	dB(A)	40/38/36/32	43/38/36/32	46/42/40/36	46/42/40/36	47/43/41/37	44/39/36/33	46/42/40/36	47/43/41/37
	Outdoor(Cooling/Heating)	High	dB(A)	53/55	54/55	58/58	55/55	55/57	51/53	54/54	55/56
Sound Power Level	Indoor(Cooling/Heating)	High	dB(A)	54/54	57/57	-	-	-	58/58	-	-
	Outdoor(Cooling/Heating)	High	dB(A)	68/69	69/70	-	-	-	67/69	-	-
Airflow Rate	Indoor / Outdoor (Cooling)	High	m^3/h	1,600/3,600	1,800/3,800	1,900/4,650	1,900/6,750	2,000/6,750	1,800/6,200	1,900/6,750	2,000/6,900
	Indoor / Outdoor (Heating)	High	m^3/h	1,600/3,600	1,800/3,800	1,900/4,650	1,900/6,200	2,000/6,850	1,800/6,200	1,900/6,200	2,000/6,900
Net Dimensions H x W x D	Indoor		mm	288x840x840	288x840x840	288x840x840	288x840x840	288x840x840	288x840x840	288x840x840	288x840x840
	Outdoor		mm	830×900×330	830×900×330	914×970×370	1,290×900×330	1,290×900×330	1,290×900×330	1,290×900×330	1,290×900×330
Weight	Indoor		kg(lbs)	26 (57)	26 (57)	26 (57)	26 (57)	26 (57)	26 (57)	26 (57)	26 (57)
	Outdoor		kg(lbs)	61 (135)	61 (135)	75 (165)	86 (190)	86 (190)	104 (229)	104 (229)	104 (229)
Connection Pipe Diameter (Liquid / Gas)			mm	9.52/15.88	9.52/15.88	9.52/15.88	9.52/15.88	9.52/15.88	9.52/15.88	9.52/15.88	9.52/15.88
Drain hose Diameter (I.D./O.D.)			mm	25.0/32.0	25.0/32.0	25.0/32.0	25.0/32.0	25.0/32.0	25.0/32.0	25.0/32.0	25.0/32.0
Max Pipe Length (Pre-Charge)			m	50 (20)	50 (20)	50 (20)	50 (20)	50 (20)	75 (30)	75 (30)	75 (30)
Max Height Difference			m	30	30	30	30	30	30	30	30
Operation Range	Cooling		°CDB	-15 to 46	-15 to 46	-15 to 46	-15 to 46	-15 to 46	-15 to 46	-15 to 46	-15 to 46
	Heating		°CDB	-15 to 24	-15 to 24	-15 to 24	-15 to 24	-15 to 24	-15 to 24	-15 to 24	-15 to 24
Refrigerant	Type (Global Warming Potential)			R410A (2,088)	R410A (2,088)	R410A (2,088)	R410A (2,088)	R410A (2,088)	R410A (2,088)	R410A (2,088)	R410A (2,088)
	Charge		kg(CO2eq-T)	2.10 (4.4)	2.10 (4.4)	2.90 (6.1)	3.35 (7.0)	3.35 (7.0)	3.45 (7.2)	3.45 (7.2)	3.45 (7.2)
Cassette Grille	Model name			UTG-UGYA-W	UTG-UGYA-W	UTG-UGYA-W	UTG-UGYA-W	UTG-UGYA-W	UTG-UGYA-W	UTG-UGYA-W	UTG-UGYA-W
	Dimensions (H × W × D)		mm	50×950×950	50×950×950	50×950×950	50×950×950	50×950×950	50×950×950	50×950×950	50×950×950
	Weight		kg(lbs)	5.5 (12)	5.5 (12)	5.5 (12)	5.5 (12)	5.5 (12)	5.5 (12)	5.5 (12)	5.5 (12)

Optional parts

Wired Remote Controller:	UTY-RNNYM, UTY-RVNYM	Insulation Kit For High Humidity:	UTZ-KXRA
Simple Remote Controller:	UTY-RSNYM	Fresh Air Intake Kit:	UTZ-VXRA
IR Receiver Kit:	UTY-LRHYA2	Wireless LAN Interface:	UTY-TFNXZ1
Wide Panel:	UTG-AKXA-W	External Connect Kit:	UTY-XWZX
Panel Spacer:	UTG-BKXA-W	Cassette Grille:	UTG-UGYA-W
Air Outlet Shutter Plate:	UTR-YDZK		

Dimensions

(Unit : mm)

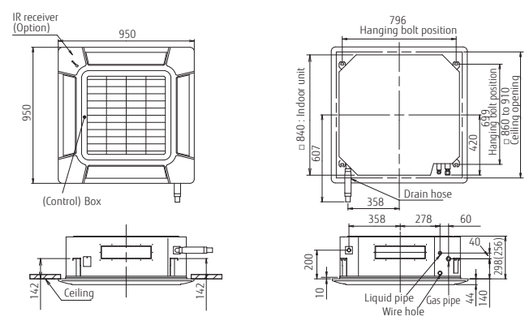

Mini Duct
Built-in Drain Pump

REFRIGERANT R410A

ALL DC

Economy | Set Temp. | Return | Auto Changeover | Adjust | Restart | Auto OFF | Weekly | Filter | On/Off | Drain Pump

Large living space available

- Installation space can be reduced down to minimum depth 450 mm height 198 mm and compact design
- Minimum size: Depth 450 mm, Height 198 mm Volume 27% down compared with current model
- Lightweight: 15.5 kg 18% down (12/14 models)

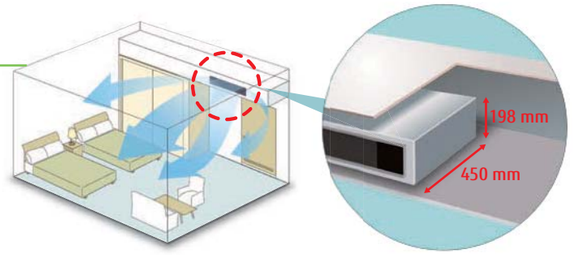

Optimum airflow path and low noise operation

Low noise is realized drastically by stabilized airflow design

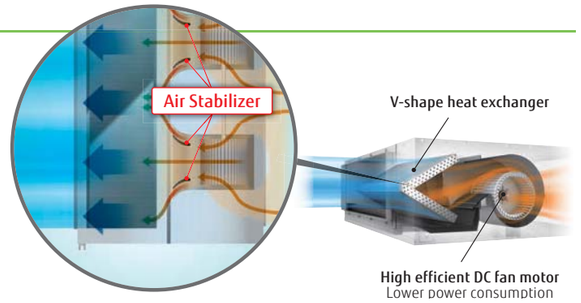

Easy design and maintenance for drain

By using the DC fan motor, it is possible to change the static pressure range from 0 to 50 Pa*.
The change of static pressure range is possible by remote controller.
*12 model: 0 to 30 Pa.

Built-in drain pump as standard:
Maintenance is easy

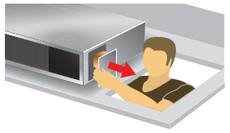

Parts can be replaced from the side of the body where maintenance is easier

Auto Louver Grille Kit (Option)

- Thin design provides a comfortable living environment over a wide area.
- Automatic louver grille provides comfortable air conditioning all the way down to the floor and matches the interior design well. (Optional)

REFRIGERANT R410A

Model : ARYG12LSLAP / ARYG14LSLAP / ARYG18LSLAP

ARYG12/14LSLAP

ARYG18LSLAP

Wired R.C.

For ARYG12/14LSLAP

For ARYG18LSLAP

Specifications

Model No.	Indoor unit		ARYG12LSLAP	ARYG14LSLAP	ARYG18LSLAP
	Outdoor unit		AOYG12LALL	AOYG14LALL	AOYG18LBCB
Power Source			Single-phase, ~230V, 50Hz		
Capacity	Cooling	kW	3.5 (0.9-4.4)	4.3 (0.9-5.4)	5.2 (0.9-5.9)
	Heating		4.1 (0.9-5.7)	5.0 (0.9-6.5)	6.0 (0.9-7.5)
Input Power	Cooling/Heating	kW	1.03/1.15	1.34/1.49	1.62/1.77
EER	Cooling	W/W	3.40	3.21	3.21
COP	Heating		3.56	3.35	3.38
Pdesign	Cooling/Heating(-10°C)	kW	3.5/4.2	4.3/4.5	5.2/5.2
SEER	Cooling	W/W	5.70	5.60	5.80
SCOP	Heating		3.90	3.80	3.80
Energy Efficiency Class	Cooling		A+	A+	A+
	Heating		A	A	A
Max. Operating Current	Cooling/Heating	A	7.5/10.0	9.0/12.5	11.5/13.5
Annual Energy Consumption	Cooling	kWh/a	215	269	314
	Heating		1,505	1,656	1,913
Moisture Removal		l/h	1.2	1.4	1.8
Sound Pressure Level	Indoor (Cooling) H/M/L/Q	dB(A)	31/27/25/23	35/30/27/23	33/29/26/23
	Indoor (Heating) H/M/L/Q		31/27/25/23	35/30/27/23	33/29/26/23
	Outdoor(Cooling/Heating) High		47/48	49/49	50/50
Sound Power Level	Indoor(Cooling/Heating) High		55/57	60/62	58/59
	Outdoor(Cooling/Heating) High		61/63	62/64	62/65
Airflow Rate	Indoor / Outdoor (Cooling) High	m^3/h	650/1,780	800/1,910	940/2,000
	Indoor / Outdoor (Heating) High		650/1,630	800/1,740	940/1,910
Static pressure range (Standard)		Pa	0 to 30 (10)	0 to 50 (15)	0 to 50 (15)
Net Dimensions H x W x D	Indoor	mm	198×700×450	198×700×450	198×900×450
	Outdoor	mm	578×790×300	578×790×300	632×799×290
Weight	Indoor	kg(lbs)	15.5 (34)	15.5 (34)	18.5 (41)
	Outdoor	kg(lbs)	40 (88)	40 (88)	36 (79)
Connection Pipe Diameter (Liquid / Gas)		mm	6.35/9.52	6.35/12.70	6.35/12.70
Drain hose Diameter (I.D./O.D.)			25/32	25/32	25/32
Max Pipe Length (Pre-Charge)		m	25 (15)	25 (15)	25 (15)
Max Height Difference			15	15	15
Operation Range	Cooling	°CDB	-10 to 46	-10 to 46	-10 to 46
	Heating		-15 to 24	-15 to 24	-15 to 24
Refrigerant	Type (Global Warming Potential)		R410A (2,088)	R410A (2,088)	R410A (2,088)
	Charge	kg(CO2eq-T)	1.15 (2.4)	1.25 (2.6)	1.20 (2.5)

Optional parts

Wired Remote Controller: UTY-RLRY, UTY-RNRYZ3, UTY-RVNYM, UTY-RNNYM
Simple Remote Controller: UTY-RSNYM, UTY-RSRY, UTY-RHRY
IR Receiver Kit: UTY-LBTYM
Remote Sensor Unit: UTY-XSZX
Auto Louver Grille Kit: UTD-GXTA-W (ARYG12/14LSLAP) UTD-GXTB-W (ARYG18LSLAP)
External connect kit: UTY-XWZXZG
Wireless LAN Interface: UTY-TFSXZ1

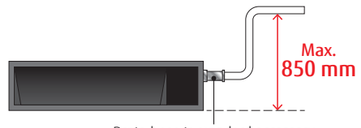

Drain hose is standard accessory

Dimensions

(Unit : mm)

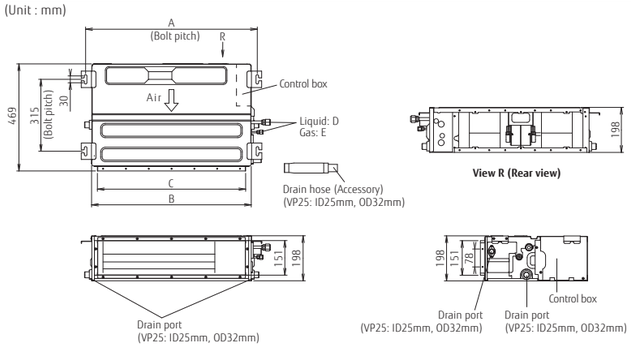

	ARYG12/14LSLAP	ARYG18LSLAP
A	752	952
B	700	900
C	650	850
D	6.35	9.52
E	12.70	15.88

SPLIT

NEW

Slim Duct

Slim & Comfort

ALL DC V V-PAM

Economy Auto Changeover Adjust Restart +Setback Filter Drain Pump

Slim design

The slim design allows installations where ceilings are narrow.
Drain hose as standard accessory

Height
198 mm
Drain pump built-in

Compact and lightweight outdoor unit

Compact and lightweight outdoor unit expands a wider range of choice for installation location. This makes it easier to use this outdoor unit.

Selectable with a wide range of static pressure

By using the DC fan motor, it is possible to change the static pressure range from 0 to 90 Pa.
The change of static pressure range is possible by remote controller.

Static pressure range
0 to 90 Pa

Auto Louver Grille Kit (Option)

Simple flat Auto Louver will provide comfort airflow and harmonize with luxury interior.

Low ambient operation

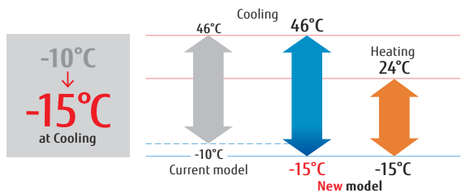

REFRIGERANT R32

Model : ARXG09KLLAP / ARXG12KLLAP / ARXG14KLLAP / ARXG18KLLAP

ARXG09/12/14KLLAP

ARXG18KLLAP

For ARXG09/12/14KLLAP

For ARXG18KLLAP

Specifications

Model No.	Indoor unit		ARXG09KLLAP	ARXG12KLLAP	ARXG14KLLAP	ARXG18KLLAP
	Outdoor unit		AOYG09KBTB	AOYG12KBTB	AOYG14KBTB	AOYG18KBTB
Power Source			Single-phase, ~230V, 50Hz			
Capacity	Cooling	kW	2.5 (0.9-3.2)	3.5 (0.9-4.4)	4.3 (0.9-5.4)	5.2 (0.9-5.9)
	Heating		3.2 (0.9-4.7)	4.1 (0.9-5.7)	5.0 (0.9-6.5)	6.0 (0.9-7.5)
Input Power	Cooling/Heating	kW	0.60/0.79	0.93/1.08	1.28/1.32	1.55/1.62
EER	Cooling	W/W	4.17	3.76	3.36	3.35
COP	Heating		4.05	3.80	3.79	3.70
Pdesign	Cooling/Heating(-10°C)	kW	2.5/2.6	3.5/3.4	4.3/3.8	5.2/4.4
SEER	Cooling	W/W	6.20	6.10	5.80	6.20
SCOP	Heating		4.30	4.00	3.90	4.10
Energy Efficiency Class	Cooling		A++	A++	A+	A++
	Heating		A+	A+	A	A+
Max. Operating Current	Cooling/Heating	A	7.9	9.7	10.2	12.1
Annual Energy Consumption	Cooling	kWh/a	141	201	259	293
	Heating		845	1,189	1,362	1,501
Moisture Removal		l/h	0.7	1.3	1.5	2.0
Sound Pressure Level	Indoor (Cooling) H/M/L/Q	dB(A)	28/27/26/25	29/28/26/25	32/30/28/26	32/30/29/27
	Indoor (Heating) H/M/L/Q		28/26/25/24	29/28/26/24	32/30/28/25	32/30/29/27
	Outdoor(Cooling/Heating) High		46/46	47/47	49/49	50/50
Sound Power Level	Indoor(Cooling/Heating) High		57/57	58/58	60/60	58/58
	Outdoor(Cooling/Heating) High		59/59	61/61	62/62	62/62
Airflow Rate	Indoor / Outdoor (Cooling) High	m^3/h	600/1,480	650/1,580	800/1,670	940/2,160
	Indoor / Outdoor (Heating) High		600/1,410	650/1,520	800/1,580	940/1,830
Static pressure range (Standard)		Pa	0 to 90 (25)	0 to 90 (25)	0 to 90 (25)	0 to 90 (25)
Net Dimensions H x W x D	Indoor	mm	198x700x620	198x700x620	198x700x620	198x900x620
	Outdoor	mm	542x799x290	542x799x290	542x799x290	632x799x290
Weight	Indoor	kg(lbs)	17 (37)	17 (37)	17 (37)	20 (44)
	Outdoor	kg(lbs)	32 (71)	33 (73)	33 (73)	36 (79)
Connection Pipe Diameter (Liquid / Gas)		mm	6.35/9.53	6.35/9.53	6.35/9.53	6.35/12.70
Drain hose Diameter (I.D./O.D.)			25/32	25/32	25/32	25/32
Max Pipe Length (Pre-Charge)		m	20 (15)	25 (15)	25 (15)	30 (20)
Max Height Difference			15	20	20	20
Operation Range	Cooling	°CDB	-15 to 46	-15 to 46	-15 to 46	-15 to 46
	Heating		-15 to 24	-15 to 24	-15 to 24	-15 to 24
Refrigerant	Type (Global Warming Potential)		R32 (675)	R32 (675)	R32 (675)	R32 (675)
	Charge	kg(CO2eq-T)	0.85 (0.574)	0.85 (0.574)	0.85 (0.574)	1.02 (0.689)

Optional parts

Wired Remote Controller: UTY-RNRYZ3, UTY-RLRY, UTY-RVNYM, UTY-RNNYM
Simple Remote Controller: UTY-RSRY, UTY-RHRY, UTY-RSNYM
IR Receiver Kit: UTY-LBTYM
Wireless LAN Interface: UTY-TFSXZ1
Remote Sensor Unit: UTY-XSZX
Auto Louver Grille Kit: UTD-GXTA-W (ARXG12/14KLLAP), UTD-GXTB-W (ARXG18KLLAP)
External Connect Kit: UTY-XWZXZG

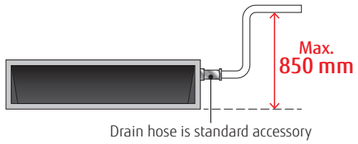

Drain hose is standard accessory

Dimensions

(Unit : mm)

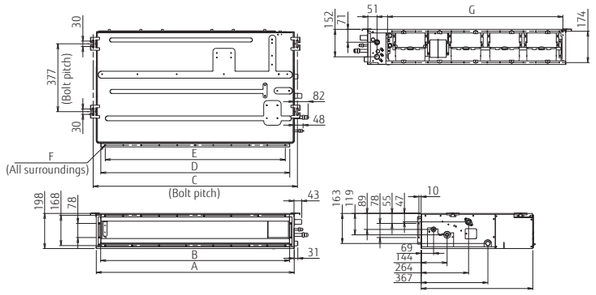

	ARXG09/12/14KLLAP	ARXG18KLLAP
A	700	900
B	650	850
C	734	934
D	650	850
E	P100x6=600	P100x8=800
F	18xØ5	22xØ5
G	574	774

Slim Duct

Slim & Comfort

Slim design

The slim design allows installations where ceilings are narrow.
Drain hose as standard accessory

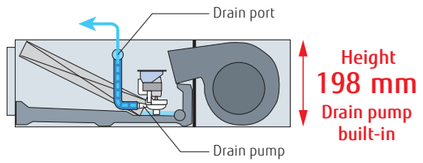

Flexible installation

2-type installation methods of ceiling concealed and floor concealed can be selected.

Ceiling concealed

Floor concealed

Selectable with a wide range of static pressure

By using the DC fan motor, it is possible to change the static pressure range from 0 to 90 Pa.
The change of static pressure range is possible by remote controller.

Static pressure range
0 to 90 Pa

Auto Louver Grille Kit (Option)

Simple flat Auto Louver will provide comfort airflow and harmonize with luxury interior.

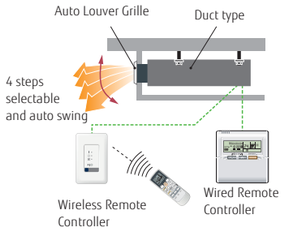

Low ambient operation

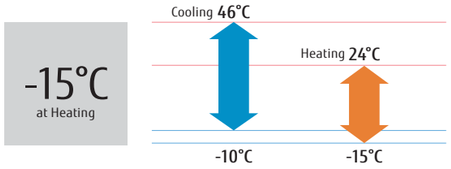

Model : ARYG12LLTB / ARYG14LLTB / ARYG18LLTB

ARYG12/14LLTB

ARYG18LLTB

Wired R.C.

For ARYG12/14LLTB

For ARYG18LLTB

Specifications

Model No.	Indoor unit		ARYG12LLTB	ARYG14LLTB	ARYG18LLTB
	Outdoor unit		AOYG12LALL	AOYG14LALL	AOYG18LBCB
Power Source			Single-phase, ~230V, 50Hz		
Capacity	Cooling	kW	3.5 (0.9-4.4)	4.3 (0.9-5.4)	5.2 (0.9-5.9)
	Heating		4.1 (0.9-5.7)	5.0 (0.9-6.5)	6.0 (0.9-7.5)
Input Power	Cooling/Heating	kW	1.05/1.11	1.33/1.34	1.62/1.66
EER	Cooling	W/W	3.33	3.21	3.21
COP	Heating		3.69	3.71	3.61
Pdesign	Cooling/Heating(-10°C)	kW	3.5/4.2	4.3/4.5	5.2/5.2
SEER	Cooling	W/W	5.90	5.80	6.20
SCOP	Heating		4.00	3.90	4.10
Energy Efficiency Class	Cooling		A+	A+	A++
	Heating		A+	A	A+
Max. Operating Current	Cooling/Heating	A	7.5/10.0	9.0/12.5	11.5/13.5
Annual Energy Consumption	Cooling	kWh/a	207	259	294
	Heating		1,467	1,614	1,775
Moisture Removal		l/h	1.3	1.5	2.0
Sound Pressure Level	Indoor (Cooling) H/M/L/Q	dB(A)	29/28/26/25	32/30/28/26	32/30/29/27
	Indoor (Heating) H/M/L/Q		29/28/26/24	32/30/28/25	32/30/29/27
	Outdoor(Cooling/Heating) High		47/48	49/49	50/50
Sound Power Level	Indoor(Cooling/Heating) High		58/58	60/60	58/58
	Outdoor(Cooling/Heating) High		61/63	62/64	62/65
Airflow Rate	Indoor / Outdoor (Cooling) High	m^3/h	650/1,780	800/1,910	940/2,380
	Indoor / Outdoor (Heating) High		650/1,630	800/1,740	940/2,080
Static pressure range (Standard)		Pa	0 to 90 (25)	0 to 90 (25)	0 to 90 (25)
Net Dimensions H x W x D	Indoor	mm	198×700×620	198×700×620	198×900×620
	Outdoor	mm	578×790×300	578×790×300	632×799×290
Weight	Indoor	kg(lbs)	19 (42)	19 (42)	23 (51)
	Outdoor	kg(lbs)	40 (88)	40 (88)	36 (79)
Connection Pipe Diameter (Liquid / Gas)		mm	6.35/9.52	6.35/12.70	6.35/12.70
Drain hose Diameter (I.D./O.D.)			25/32	25/32	25/32
Max Pipe Length (Pre-Charge)		m	25 (15)	25 (15)	25 (15)
Max Height Difference			15	15	15
Operation Range	Cooling	°CDB	-10 to 46	-10 to 46	-10 to 46
	Heating		-15 to 24	-15 to 24	-15 to 24
Refrigerant	Type (Global Warming Potential)		R410A (2,088)	R410A (2,088)	R410A (2,088)
	Charge	kg(CO2eq-T)	1.15 (2.4)	1.25 (2.6)	1.20 (2.5)

Optional parts

Wired Remote Controller: UTY-RNNYM, UTY-RVNYM
Simple Remote Controller: UTY-RSNYM
IR Receiver Kit: UTY-LRHYM
Remote Sensor Unit: UTY-XSZX
Auto Louver Grille Kit: UTD-GXTA-W (ARYG12 / 14LLTB)
UTD-GXTB-W (ARYG18LLTB)
External connect kit: UTD-ECS5A
Wireless LAN Interface: UTY-TFNXZ1

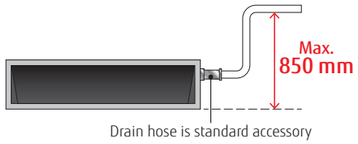

Drain hose is standard accessory

Dimensions

(Unit : mm)

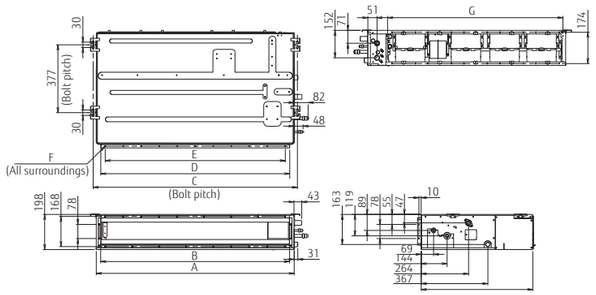

	ARYG12 / 14LLTB	ARYG18LLTB
A	700	900
B	650	850
C	734	934
D	650	850
E	P100x6=600	P100x8=800
F	18xØ5	22xØ5
G	574	774

SPLIT

NEW

Medium Static Pressure Duct

Compact & Comfort

ALL DC (30/36/45/54) | i-PAM (12/14/18/24) | V-PAM

Economy, Set Temp., Return, Auto Changeover, Adjust, Restart, Duct, Auto OFF, Weekly, Filter, On/Off, Adjust, Drain Pump, Blue Fin (30/36/45/54)

High Efficiency & Quiet operation

The combination of the V-shaped heat exchanger, air stabilizer, and the high efficient DC fan motor allowed high efficiency and quiet operation.

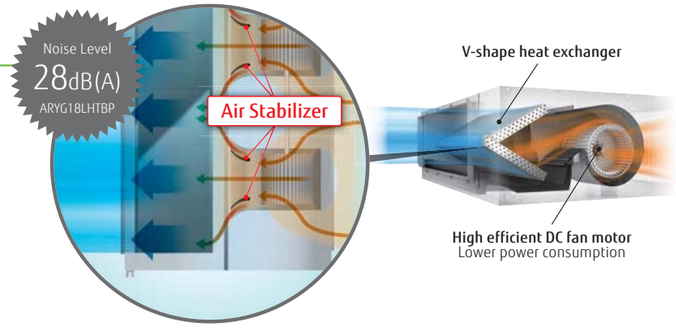

Small and light weight outdoor unit

This model is much more compact than conventional outdoor unit.
It can be installed in a narrow place.



Automatic Airflow adjustment function

This unique and innovative function detects required air flow in each application case and automatically adjust the volume.

Low ambient operation

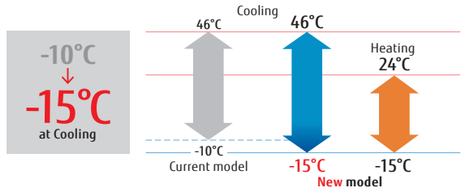

REFRIGERANT R32

Model: ARXG12KHTAP / ARXG14KHTAP / ARXG18KHTAP / ARXG22KHTAP / ARXG24KHTAP
ARXG30KHTAP / ARXG36KHTAP / ARXG45KHTAP / ARXG54KHTAP

ARXG12/14KHTAP | ARXG18/22/24/30KHTAP | ARXG36/45/54KHTAP

For ARXG12/14KHTAP | For ARXG18/22KHTAP | For ARXG24KHTAP | For ARXG30/36KHTAP | For ARXG45/54KHTAP

Specifications

Model No.	Indoor unit			ARXG12KHTAP	ARXG14KHTAP	ARXG18KHTAP	ARXG22KHTAP	ARXG24KHTAP	ARXG30KHTAP	ARXG36KHTAP	ARXG45KHTAP	ARXG54KHTAP
	Outdoor unit			AOYG12KBTB	AOYG14KBTB	AOYG18KBTB	AOYG22KBTB	AOYG24KBTB	AOYG30KBTB	AOYG36KBTB	AOYG45KBTB	AOYG54KBTB
Power Source				Single-phase, ~230V, 50Hz								
Capacity	Cooling		kW	3.5 (0.9-4.4)	4.3 (0.9-5.4)	5.2 (0.9-5.9)	6.0 (0.9-6.7)	6.8 (0.9-8.0)	8.5 (2.8-10.0)	9.5 (2.8-11.2)	12.1 (4.0-14.0)	13.4 (4.5-14.5)
	Heating			4.1 (0.9-5.7)	5.0 (0.9-6.5)	6.0 (0.9-7.5)	7.0 (0.9-8.0)	7.5 (0.9-9.1)	10.0 (2.7-11.2)	10.8 (2.7-12.7)	13.5 (4.2-16.2)	15.5 (4.7-16.5)
Input Power	Cooling/Heating		kW	0.87/1.00	1.17/1.25	1.36/1.56	1.71/1.81	1.89/1.85	2.65/2.63	2.86/2.48	3.53/3.37	4.42/3.89
EER	Cooling		W/W	4.02	3.68	3.82	3.51	3.60	3.21	3.32	3.43	3.03
COP	Heating			4.10	4.00	3.85	3.87	4.06	3.80	4.35	4.01	3.98
Pdesign	Cooling/Heating(-10°C)		kW	3.5/3.4	4.3/3.8	5.2/4.4	6.0/4.8	6.8/6.0	8.5/8.0	9.5/8.7	-	-
SEER	Cooling		W/W	6.30	6.20	6.50	6.50	6.50	6.23	6.10	-	-
SCOP	Heating (Average)			4.10	4.00	4.10	4.20	4.10	4.00	4.20	-	-
Energy Efficiency Class	Cooling			A++	A++	A++	A++	A++	A++	A++	-	-
	Heating (Average)			A+	A+	A+	A+	A+	A+	A+	-	-
Max. Operating Current	Cooling/Heating		A	9.7	10.2	12.1	12.6	13.6	22.6	22.6	28.5	28.5
Annual Energy Consumption	Cooling		kWh/a	194	243	280	323	366	477	544	-	-
	Heating			1,159	1,328	1,501	1,597	2,048	2,796	2,898	-	-
Moisture Removal			l/h	0.7	0.9	1.2	1.5	1.8	2.3	2.0	2.6	3.7
Sound Pressure Level	Indoor (Cooling)	H/M/L/Q	dB(A)	32/27/26/24	33/28/27/25	28/25/22/20	28/25/22/20	32/28/24/21	36/33/30/29	36/31/28/26	39/35/31/29	39/35/31/29
	Indoor (Heating)	H/M/L/Q		32/27/26/24	33/28/27/25	28/25/22/20	28/25/22/20	32/28/24/21	36/33/30/29	33/31/28/26	39/35/31/29	39/35/31/29
	Outdoor(Cooling/Heating)	High		47/47	49/49	50/50	51/51	53/54	53/55	55/55	57/57	57/59
Sound Power Level	Indoor(Cooling/Heating)	High		57/58	59/60	54/54	57/57	57/57	63/65	64/63	67/69	67/69
	Outdoor(Cooling/Heating)	High		61/61	62/62	62/62	63/63	65/66	68/69	70/70	71/71	73/73
Airflow Rate	Indoor / Outdoor (Cooling)	High	m^3/h	850/1,580	950/1,670	1,050/2,160	1,050/2,240	1,360/2,700	1,700/3,750	2,050/3,750	2,550/4,450	2,550/4,450
	Indoor / Outdoor (Heating)	High		850/1,520	950/1,580	1,050/1,830	1,050/1,960	1,360/2,700	1,700/3,750	1,850/3,750	2,550/4,450	2,550/4,450
Static pressure range (Standard)			Pa	30 to 200 (35)	30 to 200 (35)	30 to 200 (35)	30 to 200 (35)	30 to 200 (35)	30 to 200 (47)	30 to 200 (47)	30 to 200 (60)	30 to 200 (60)
Net Dimensions H x W x D	Indoor		mm	300x700x700	300x700x700	300x1,000x700	300x1,000x700	300x1,000x700	300x1,000x700	300x1,400x700	300x1,400x700	300x1,400x700
	Outdoor		mm	542x799x290	542x799x290	632x799x290	632x799x290	716x820x315	788x940x320	788x940x320	998x940x320	998x940x320
Weight	Indoor		kg(lbs)	27 (60)	27 (60)	35 (77)	35 (77)	36 (79)	36 (79)	46 (101)	46 (101)	46 (101)
	Outdoor		kg(lbs)	33 (73)	33 (73)	36 (79)	38 (84)	42 (93)	52 (115)	52 (115)	67 (148)	67 (148)
Connection Pipe Diameter (Liquid / Gas)			mm	6.35/9.53	6.35/9.53	6.35/12.70	6.35/12.70	6.35/12.70	9.52/15.88	9.52/15.88	9.52/15.88	9.52/15.88
Drain hose Diameter (I.D./O.D.)				25/32	25/32	25/32	25/32	25/32	25/32	25/32	25/32	25/32
Max Pipe Length (Pre-Charge)			m	25 (15)	25 (15)	30 (20)	30 (20)	30 (20)	50 (30)	50 (30)	50 (30)	50 (30)
Max Height Difference				20	20	20	25	25	30	30	30	30
Operation Range	Cooling		°CDB	-15 to 46	-15 to 46	-15 to 46	-15 to 46	-15 to 46	-15 to 46	-15 to 46	-15 to 46	-15 to 46
	Heating			-15 to 24	-15 to 24	-15 to 24	-15 to 24	-15 to 24	-15 to 24	-15 to 24	-15 to 24	-15 to 24
Refrigerant	Type (Global Warming Potential)			R32 (675)	R32 (675)	R32 (675)	R32 (675)	R32 (675)	R32 (675)	R32 (675)	R32 (675)	R32 (675)
	Charge		kg(C02eq-T)	0.85 (0.574)	0.85 (0.574)	1.02 (0.689)	1.25 (0.844)	1.25(0.844)	1.90(1.283)	1.90(1.283)	2.70(1.823)	2.70(1.823)

Optional parts

Wired Remote Controller:	UTY-RNRYZ3, UTY-RLRY, UTY-RVNYM, UTY-RNNYM	Long Life Filter:	UTD-LFNA (ARXG36/45/54KHTAP) UTD-LFNB (ARXG18/24/30KHTAP) UTD-LFNC (ARXG12/14KHTAP)
Simple Remote Controller:	UTY-RSRY, UTY-RHRY, UTY-RSNYM		
IR Receiver Kit:	UTY-LBTYM	External Input and Output PCB (with bracket):	UTY-XCSX + UTZ-GXNA
Wireless LAN Interface:	UTY-TFSXZ1	External Connect Kit:	UTY-XWZXZG
Remote Sensor Unit:	UTY-XSZX	External Input and Output PCB BOX :	UTZ-GXRA

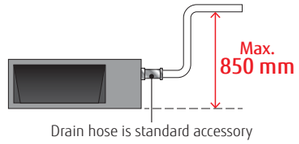

Drain hose is standard accessory

Dimensions

(Unit : mm)

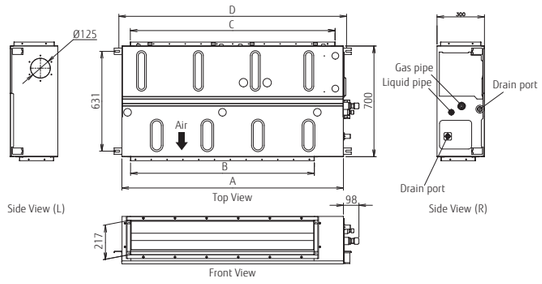

	ARXG12/14KHTAP	ARXG18/22/24/30KHTAP	ARXG36/45/54KHTAP
A	700	1,000	1,400
B	462	762	1,162
C	650	895	1,295
D	740	1,040	1,440

Medium Static Pressure Duct

Compact & Comfort

REFRIGERANT R410A

ALL DC (30/36/45/54) | i-PAM (12/14/18/24) | V-PAM

Economy, Set Temp., Return, Changeover, Adjust, Restart, Duct, Auto OFF, Weekly, Filter, On/Off, Adjust, Drain Pump, Blue Fin (30/36/45/54)

High Efficiency & Quiet operation

The combination of the V-shaped heat exchanger, air stabilizer, and the high efficient DC fan motor allowed high efficiency and quiet operation.

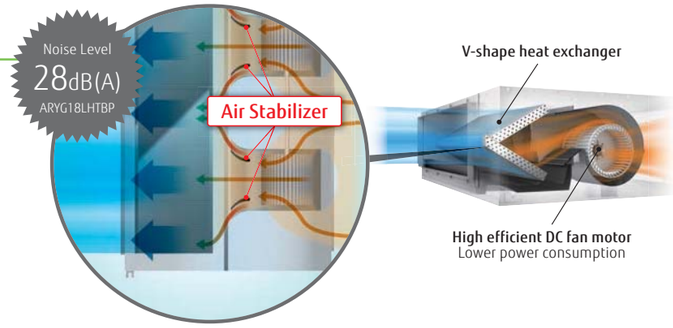

Automatic Airflow adjustment function

This unique and innovative function detects required air flow in each application case and automatically adjust the volume.

Improved installation flexibility

- Capable to be installed in various applications that requires static pressure of 30 Pa to 200 Pa*
- Built-in drain pump, rises drain up to 850 mm
- Unified depth throughout the range enables the selection of the capacity regardless of the additional space.

(*: 12/14/18/24/30/36 models)

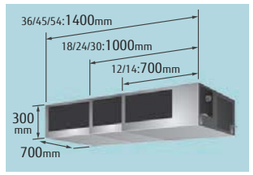

Improved service and maintenance

- Drain pump is easily detachable from the side
- Easy access to electrical box
- Error code can be checked more in detail from error history

Low ambient operation

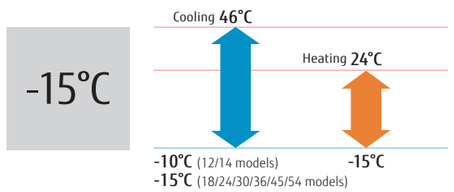

REFRIGERANT R410A

Model: ARYG12LHTBP / ARYG14LHTBP / ARYG18LHTBP / ARYG24LHTBP
ARYG30LHTBP / ARYG36LHTBP / ARYG45LHTBP / ARYG54LHTBP

ARYG12/14LHTBP

ARYG18/24/30LHTBP

ARYG36/45/54LHTBP

Touch Panel Wired R.C.

For ARYG12/14LHTBP

For ARYG18/24LHTBP

For ARYG30/36LHTBP

For ARYG45/54LHTBP

Specifications

Model No.	Indoor unit		ARYG12LHTBP	ARYG14LHTBP	ARYG18LHTBP	ARYG24LHTBP	ARYG30LHTBP	ARYG36LHTBP	ARYG45LHTBP	ARYG54LHTBP
	Outdoor unit		AOYG12LBLA	AOYG14LBLA	AOYG18LBCA	AOYG24LBCA	AOYG30LBTA	AOYG36LBTA	AOYG45LBTA	AOYG54LBTA
Power Source			Single-phase, ~230V, 50Hz							
Capacity	Cooling	kW	3.5 (0.9-4.4)	4.3 (0.9-5.4)	5.2 (0.9-6.5)	6.8 (0.9-8.0)	8.5 (2.8-10.0)	9.4 (2.8-11.2)	12.1 (4.0-14.0)	13.4 (4.5-14.5)
	Heating	kW	4.1 (0.9-5.7)	5.0 (0.9-6.5)	6.0 (0.9-8.0)	8.0 (0.9-9.1)	10.0 (2.7-11.2)	11.2 (2.7-12.7)	13.3 (4.2-16.2)	16.0 (4.7-16.5)
Input Power	Cooling/Heating	kW	0.90/1.00	1.18/1.25	1.37/1.48	1.95/2.21	2.65/2.70	2.83/3.07	3.59/3.44	4.42/4.62
EER	Cooling	W/W	3.89	3.64	3.80	3.49	3.21	3.32	3.37	3.03
COP	Heating	W/W	4.10	4.00	4.05	3.62	3.70	3.65	3.87	3.46
Pdesign	Cooling/Heating(-10°C)	kW	3.5/4.2	4.3/4.5	5.2/ 4.3	6.8/ 6.0	8.5/8.0	9.4/8.7	-	-
SEER	Cooling	W/W	6.20	6.10	7.15	6.50	5.95	5.81	-	-
SCOP	Heating (Average)	W/W	4.10	4.00	4.11	4.01	3.95	3.81	-	-
Energy Efficiency Class	Cooling		A++	A++	A++	A++	A+	A+	-	-
	Heating (Average)		A+	A+	A+	A+	A	A	-	-
Max. Operating Current	Cooling/Heating	A	8.0/10.5	9.5/13.0	10.0/13.5	13.5/18.5	17.0/17.0	20.0/20.0	22.5/22.5	23.5/23.5
Annual Energy Consumption	Cooling	kWh/a	198	247	255	366	500	566	-	-
	Heating	kWh/a	1,434	1,573	1,462	2,092	2,833	3,194	-	-
Moisture Removal		l/h	0.7	0.9	1.2	1.8	2.3	2.0	2.6	2.6
Sound Pressure Level	Indoor (Cooling) H/M/L/Q	dB(A)	32/27/26/24	33/28/27/25	28/25/22/20	32/28/24/21	36/33/30/29	36/31/28/26	39/35/31/29	39/35/31/29
	Indoor (Heating) H/M/L/Q	dB(A)	32/27/26/24	33/28/27/25	28/25/22/20	32/28/24/21	36/33/30/29	33/31/28/26	39/35/31/29	39/35/31/29
	Outdoor(Cooling/Heating) High	dB(A)	47/48	49/49	50/51	55/56	53/55	54/55	55/55	55/57
Sound Power Level	Indoor(Cooling/Heating) High	dB(A)	57/58	59/60	54/54	57/57	63/65	64/63	67/69	67/69
	Outdoor(Cooling/Heating) High	dB(A)	60/61	64/63	63/62	68/68	68/69	69/70	69/68	69/71
Airflow Rate	Indoor / Outdoor (Cooling) High	m^3/h	850/1,780	950/1,910	1,050/1,900	1,360/2,460	1,700/3,600	2,050/2,800	2,550/6,750	2,550/6,750
	Indoor / Outdoor (Heating) High	m^3/h	850/1,630	950/1,740	1,050/1,700	1,360/2,340	1,700/3,600	1,850/2,800	2,550/6,200	2,550/6,850
Static pressure range (Standard)		Pa	30 to 200 (35)	30 to 200 (35)	30 to 200 (35)	30 to 200 (35)	30 to 200 (47)	30 to 200 (47)	30 to 200 (60)	30 to 200 (60)
Net Dimensions H x W x D	Indoor	mm	300×700×700	300×700×700	300×1,000×700	300×1,000×700	300×1,000×700	300×1,400×700	300×1,400×700	300×1,400×700
	Outdoor	mm	578×790×300	578×790×300	620×790×290	620×790×290	830×900×330	830×900×330	1,290×900×330	1,290×900×330
Weight	Indoor	kg(lbs)	27 (59)	27 (59)	36 (79)	36 (79)	36 (79)	46 (101)	46 (101)	46 (101)
	Outdoor	kg(lbs)	40 (88)	40 (88)	41 (90)	41 (90)	61 (134)	61 (134)	86 (189)	86 (189)
Connection Pipe Diameter (Liquid / Gas)		mm	6.35/9.52	6.35/12.70	6.35/12.70	6.35/15.88	9.52/15.88	9.52/15.88	9.52/15.88	9.52/15.88
Drain hose Diameter (I.D./O.D.)		mm	25/32	25/32	25/32	25/32	25/32	25/32	25/32	25/32
Max Pipe Length (Pre-Charge)		m	25 (15)	25 (15)	30 (15)	30 (15)	50 (20)	50 (20)	50 (20)	50 (20)
Max Height Difference		m	15	15	20	20	30	30	30	30
Operation Range	Cooling	°CDB	-10 to 46	-10 to 46	-15 to 46	-15 to 46	-15 to 46	-15 to 46	-15 to 46	-15 to 46
	Heating	°CDB	-15 to 24	-15 to 24	-15 to 24	-15 to 24	-15 to 24	-15 to 24	-15 to 24	-15 to 24
Refrigerant	Type (Global Warming Potential)		R410A (2,088)	R410A (2,088)	R410A (2,088)	R410A (2,088)	R410A (2,088)	R410A (2,088)	R410A (2,088)	R410A (2,088)
	Charge	kg(CO2eq-T)	1.15 (2.4)	1.25 (2.6)	1.80 (3.8)	1.80 (3.8)	2.10 (4.4)	2.10 (4.4)	3.35 (7.0)	3.35 (7.0)

Optional parts

Wired Remote Controller:	UTY-RNRYZ3, UTY-RVNYM, UTY-RNNYM, UTY-RLRY	Long life filter:	UTD-LFNA (ARYG36/45/54LHTBP) UTD-LFNB (ARYG18/24/30LHTBP) UTD-LFNC (ARYG12/14LHTBP)
Simple Remote Controller:	UTY-RSNYM, UTY-RSRY, UTY-RHRY	Remote Sensor Unit:	UTY-XSZX
IR Receiver Unit :	UTY-LBTYM	External input and output PCB (with bracket):	UTY-XCSX + UTZ-GXNA
Wireless LAN Interface:	UTY-TFNXZ1	External Input and Output PCB BOX:	UTZ-GXRA
External connect kit:	UTY-XWZXZG		

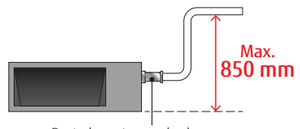

Drain hose is standard accessory

Dimensions

(Unit : mm)

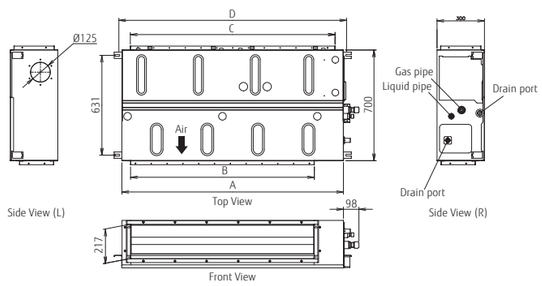

	ARYG12/14LHTBP	ARYG18/24/30LHTBP	ARYG36/45/54LHTBP
A	700	1,000	1,400
B	462	762	1,162
C	650	895	1,295
D	740	1,040	1,440

NEW

Medium Static Pressure Duct

Standard

ALL DC (30/36/45) | i-PAM (24) | V-PAM

Economy | Auto Changeover | Adjust | Restart | Duct | Distributing | +Setback | Filter | Blue Fin (45)

Slim & Compact design

Indoor Unit

The slim and compact design of the indoor unit, with the control box mounted on the side of the unit, allows installation in narrow spaces.

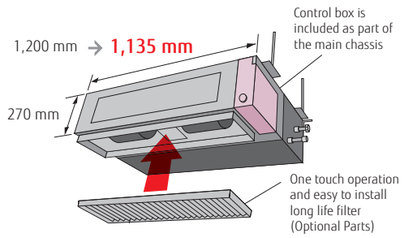

New Outdoor Unit

45 model outdoor unit was changed completely. Easier installation was realized by compact and lightweight outdoor unit.

Easy maintenance

Structural improvement is attained by making the bottom panel two pieces, front and rear. The internal fan casing is also manufactured in two pieces, namely upper and lower. The maintenance of the motor and fan can be easily carried out by removing the rear panel and the lower part of the casing while leaving the main chassis installed.

See below for the case of rear suction type

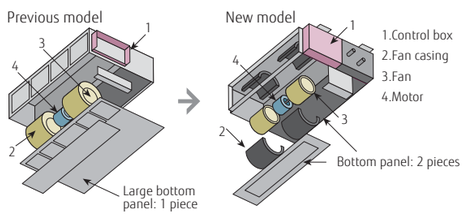

Two-direction drain piping

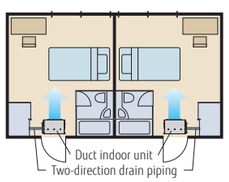

All class low ambient operation

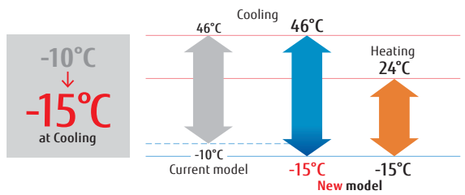

Model : ARXG22KMLA / ARXG24KMLA / ARXG30KMLA / ARXG36KMLA / ARXG45KMLA

For ARXG22KMLA | For ARXG24KMLA | For ARXG30/36KMLA | For ARXG45KMLA

Specifications

Model No.	Indoor unit		ARXG22KMLA	ARXG24KMLA	ARXG30KMLA	ARXG36KMLA	ARXG45KMLA
	Outdoor unit		AOYG22KBTB	AOYG24KBTB	AOYG30KBTB	AOYG36KBTB	AOYG45KBTB
Power Source			Single-phase, ~230V, 50Hz				
Capacity	Cooling	kW	6.0 (0.9-6.7)	6.8 (0.9-8.0)	8.5 (2.8-10.0)	9.5 (2.8-11.2)	12.1 (4.0-13.0)
	Heating	kW	7.0 (0.9-8.0)	7.5 (0.9-9.1)	10.0 (2.7-11.2)	10.8 (2.7-12.7)	13.5 (4.2-15.2)
Input Power	Cooling/Heating	kW	1.78/1.87	2.14/1.97	2.65/2.63	2.97/2.88	4.22/3.84
EER	Cooling	W/W	3.37	3.18	3.21	3.20	2.87
COP	Heating	W/W	3.74	3.80	3.80	3.75	3.52
Pdesign	Cooling/Heating(-10°C)	kW	6.0/4.8	6.8/6.0	8.5/8.0	9.5/8.7	-
SEER	Cooling	W/W	6.10	6.20	6.23	6.10	-
SCOP	Heating	W/W	4.10	4.10	4.00	4.00	-
Energy Efficiency Class	Cooling		A++	A++	A++	A++	-
	Heating		A+	A+	A+	A+	-
Max. Operating Current	Cooling/Heating	A	12.6	13.6	22.6	22.6	28.5
Annual Energy Consumption	Cooling	kWh/a	344	384	477	545	-
	Heating	kWh/a	1,637	2,045	2,797	3,044	-
Moisture Removal		l/h	2.1	2.5	2.5	3.0	4.0
Sound Pressure Level	Indoor (Cooling) H/M/L/Q	dB(A)	31/29/27/25	31/29/27/25	39/35/30/26	39/35/30/26	42/38/32/28
	Indoor (Heating) H/M/L/Q	dB(A)	31/29/27/25	31/29/27/25	42/35/30/26	42/35/30/26	42/38/32/28
	Outdoor(Cooling/Heating) High	dB(A)	51/51	53/54	53/55	55/55	57/57
Sound Power Level	Indoor(Cooling/Heating) High	dB(A)	60/62	60/62	65/69	65/70	68/70
	Outdoor(Cooling/Heating) High	dB(A)	63/63	65/66	68/69	70/70	71/71
Airflow Rate	Indoor / Outdoor (Cooling) High	m^3/h	1,100/2,240	1,100/2,700	1,900/3,750	1,900/3,750	2,100/4,450
	Indoor / Outdoor (Heating) High	m^3/h	1,100/1,960	1,100/2,700	2,100/3,750	2,100/3,750	2,100/4,450
Static pressure range (Standard)		Pa	30 to 150 (35)	30 to 150 (35)	30 to 150 (47)	30 to 150 (47)	30 to 150 (60)
Net Dimensions H x W x D	Indoor	mm	270x1,135x700	270x1,135x700	270x1,135x700	270x1,135x700	270x1,135x700
	Outdoor	mm	632x799x290	716x820x315	788x940x320	788x940x320	998x940x320
Weight	Indoor	kg(lbs)	35 (77)	35 (77)	38 (84)	38 (84)	39 (86)
	Outdoor	kg(lbs)	38 (84)	42 (93)	52 (115)	52 (115)	67 (148)
Connection Pipe Diameter (Liquid / Gas)		mm	6.35/12.70	6.35/12.70	9.52/15.88	9.52/15.88	9.52/15.88
Drain hose Diameter (I.D./O.D.)		mm	35.7/38.1	35.7/38.1	35.7/38.1	35.7/38.1	35.7/38.1
Max Pipe Length (Pre-Charge)		m	30 (20)	30 (20)	50 (30)	50 (30)	50 (30)
Max Height Difference		m	25	25	30	30	30
Operation Range	Cooling	°CDB	-15 to 46	-15 to 46	-15 to 46	-15 to 46	-15 to 46
	Heating	°CDB	-15 to 24	-15 to 24	-15 to 24	-15 to 24	-15 to 24
Refrigerant	Type (Global Warming Potential)		R32 (675)	R32 (675)	R32 (675)	R32 (675)	R32 (675)
	Charge	kg(CO2eq-T)	1.25 (0.844)	1.25(0.844)	1.90(1.283)	1.90(1.283)	2.70(1.823)

Optional parts

Wired Remote Controller:	UTY-RNRYZ3, UTY-RLRY, UTY-RVNYM, UTY-RNNYM	Drain Pump Unit:	UTZ-PX1NBA
Simple Remote Controller:	UTY-RSRY, UTY-RHRY, UTY-RSNYM	Wireless LAN Interface:	UTY-TFSXZ1
IR Receiver Kit:	UTY-LBTYM	Remote Sensor Unit:	UTY-XSZX
Flange (Round):	UTD-RF204	Long Life Filter:	UTD-LF25NA
Flange (Square):	UTD-SF045T	External Connect Kit:	UTY-XWZXZG

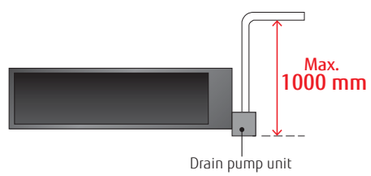

Dimensions

(Unit : mm)

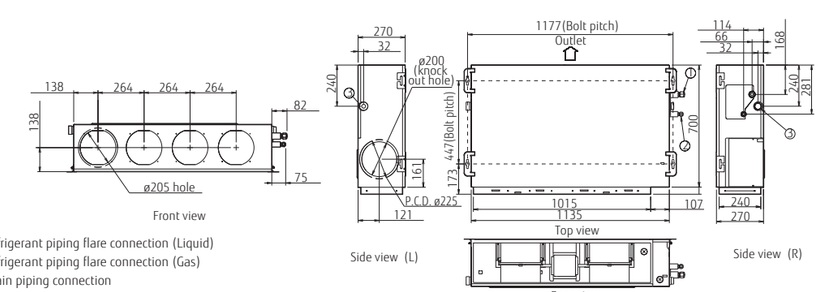

① Refrigerant piping flare connection (Liquid)
② Refrigerant piping flare connection (Gas)
③ Drain piping connection

Medium Static Pressure Duct

Standard

REFRIGERANT R410A



ALL DC | i-PAM | V-PAM

Single phase (30/36/45) (24)

Economy | Auto Changeover | Adjust | Restart | Duct | Distributing | +Setback | Filter | Blue Fin

(45)

Slim & Compact design

In the case of bottom return air connection, not only does the indoor unit design allow for installation in a narrow ceiling space of up to 270 mm, further space savings have been achieved by mounting the control box internally inside the chassis.

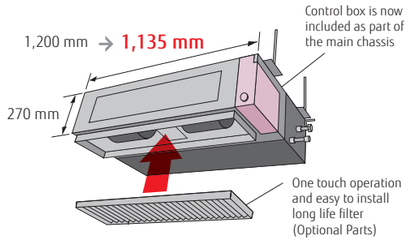

Easy maintenance

Structural improvement is attained by making the bottom panel two pieces, front and rear. The internal fan casing is also manufactured in two pieces, namely upper and lower. The maintenance of the motor and fan can be easily carried out by removing the rear panel and the lower part of the casing while leaving the main chassis installed.

See below for the case of rear suction type

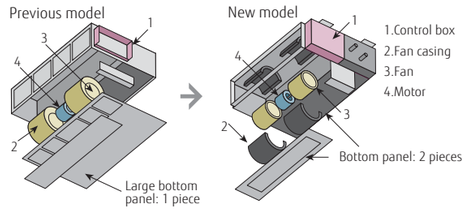

Two-direction drain piping

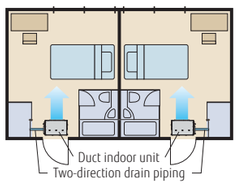

Low ambient operation

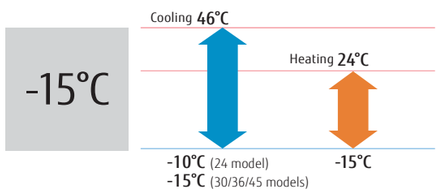

Model : ARYG24LMLA / ARYG30LMLE / ARYG36LMLE / ARYG45LMLA / ARYG36LMLA [3 phase] / ARYG45LMLA [3 phase]

Wired R.C.

For ARYG24LMLA | For ARYG30/36LMLE | For ARYG45LMLA (Single -phase) | For ARYG36/45LMLA

Specifications

Model No.	Indoor unit			ARYG24LMLA	ARYG30LMLE	ARYG36LMLE	ARYG45LMLA	ARYG45LMLA	ARYG36LMLA	ARYG45LMLA
	Outdoor unit			AOYG24LBCB	AOYG30LETL	AOYG36LETL	AOYG45LBTC	AOYG45LETL	AOYG36LATT	AOYG45LATT
Power Source				Single-phase, ~230V, 50Hz					3-phase, ~400V, 50Hz	
Capacity	Cooling		kW	6.8 (0.9-8.0)	8.5 (2.8-10.0)	9.4 (2.8-11.2)	12.1 (4.0-13.0)	12.1 (4.0-13.3)	10.0 (4.7-11.4)	12.5 (5.0-14.0)
	Heating			8.0 (0.9-9.1)	10.0 (2.7-11.2)	11.2 (2.7-12.7)	13.3 (4.2-15.2)	13.1 (4.2-15.5)	11.2 (5.0-14.0)	14.0 (5.4-16.2)
Input Power	Cooling/Heating		kW	2.21/2.26	2.65/2.68	2.96/3.10	4.29/3.84	3.77/3.68	2.84/2.87	3.89/3.88
EER	Cooling		W/W	3.08	3.21	3.18	2.82	3.21	3.52	3.21
COP	Heating			3.54	3.73	3.61	3.46	3.61	3.90	3.61
Pdesign	Cooling/Heating(-10°C)		kW	6.8/6.0	8.5/8.0	9.4/8.7	-	-	10.0/10.0	-
SEER	Cooling		W/W	6.20	5.90	5.70	-	-	5.80	-
SCOP	Heating			4.00	3.90	3.80	-	-	4.00	-
Energy Efficiency Class	Cooling			A++	A+	A+	-	-	A+	-
	Heating			A+	A	A	-	-	A+	-
Max. Operating Current	Cooling/Heating		A	14.7/15.7	17.0/17.0	18.5/20.0	23.5/23.5	21.0/21.0	8.5/8.5	9.5/9.5
Annual Energy Consumption	Cooling		kWh/a	384	504	576	-	-	603	-
	Heating			2,099	2,868	3,202	-	-	3,497	-
Moisture Removal			l/h	2.5	2.5	3.0	4.0	4.0	3.0	4.5
Sound Pressure Level	Indoor (Cooling)	H/M/L/Q	dB(A)	31/29/27/25	39/35/30/26	39/35/30/26	42/38/32/28	42/38/32/28	38/36/31/26	42/38/32/28
	Indoor (Heating)	H/M/L/Q		31/29/27/25	42/35/30/26	42/35/30/26	42/38/32/28	42/38/32/28	40/36/31/26	42/38/32/28
	Outdoor(Cooling/Heating)	High		53/54	53/55	54/55	58/58	55/55	51/53	54/54
Sound Power Level	Indoor(Cooling/Heating)	High		60/62	65/69	65/70	-	-	65/67	-
	Outdoor(Cooling/Heating)	High		66/66	68/69	69/70	-	-	67/69	-
Airflow Rate	Indoor / Outdoor (Cooling)	High	m^3/h	1,100/2,850	1,900/3,600	1,900/3,800	2,100/4,650	2,100/6,750	1,800/6,200	2,100/6,750
	Indoor / Outdoor (Heating)	High		1,100/2,700	2,100/3,600	2,100/3,800	2,100/4,650	2,100/6,850	1,850/6,200	2,100/6,200
Static pressure range (Standard)			Pa	30 to 150 (35)	30 to 150 (47)	30 to 150 (47)	30 to 150 (60)	30 to 150 (60)	30 to 150 (47)	30 to 150 (60)
Net Dimensions H x W x D	Indoor		mm	270×1,135×700	270×1,135×700	270×1,135×700	270×1,135×700	270x1,135x700	270×1,135×700	270×1,135×700
	Outdoor		mm	716×820×315	830×900×330	830×900×330	914×970×370	1,290×900×330	1,290×900×330	1,290×900×330
Weight	Indoor		kg(lbs)	38 (84)	40 (88)	40 (88)	40 (88)	40 (88)	40 (88)	40 (88)
	Outdoor		kg(lbs)	42 (93)	61 (134)	61 (134)	75 (165)	86 (190)	104 (229)	104 (229)
Connection Pipe Diameter (Liquid / Gas)			mm	6.35/15.88	9.52/15.88	9.52/15.88	9.52/15.88	9.52/15.88	9.52/15.88	9.52/15.88
Drain hose Diameter (I.D./O.D.)				35.7/38.1	35.7/38.1	35.7/38.1	35.7/38.1	35.7/38.1	35.7/38.1	35.7/38.1
Max Pipe Length (Pre-Charge)			m	30 (15)	50 (20)	50 (20)	50 (20)	50 (20)	75 (30)	75 (30)
Max Height Difference				20	30	30	30	30	30	30
Operation Range	Cooling		°CDB	-10 to 46	-15 to 46	-15 to 46	-15 to 46	-15 to 46	-15 to 46	-15 to 46
	Heating			-15 to 24	-15 to 24	-15 to 24	-15 to 24	-15 to 24	-15 to 24	-15 to 24
Refrigerant	Type (Global Warming Potential)			R410A (2,088)	R410A (2,088)	R410A (2,088)	R410A (2,088)	R410A (2,088)	R410A (2,088)	R410A (2,088)
	Charge		kg(CO2eq-T)	1.50 (3.1)	2.10 (4.4)	2.10 (4.4)	2.90 (6.1)	3.35 (7.0)	3.45 (7.2)	3.45 (7.2)

Optional parts

Wired Remote Controller:	UTY-RNNYM, UTY-RVNYM	Remote Sensor Unit:	UTY-XSZX
Simple Remote Controller:	UTY-RSNYM	Drain Pump Unit:	UTZ-PX1NBA
Flange (Round):	UTD-RF204	IR Receiver Kit:	UTY-LRHYM
Flange (Square):	UTD-SF045T	External connect kit:	UTD-ECS5A
Long Life Filter:	UTD-LF25NA	Wireless LAN Interface:	UTY-TFNXZ1

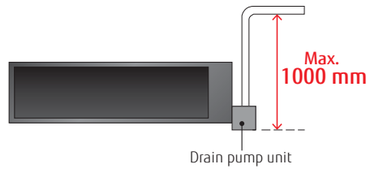

Dimensions

(Unit : mm)

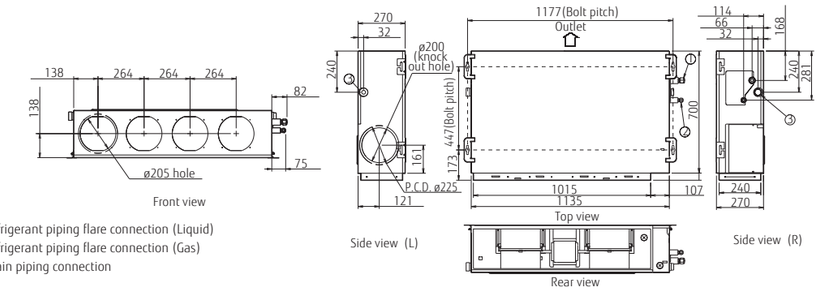

SPLIT

NEW

High Static Pressure Duct

i-PAM

Economy · Auto Changeover · Adjust · Restart · +Setback · Filter · Blue Fin

Easy installation (Compact size & Lightweight)

A compact size and lightweight indoor unit & outdoor unit has been developed by reducing the basic chassis and the overall material weight.



Current model

New 45/54 models

Design also corresponding to high static pressure

Low noise

Cutting off the corners has enabled less turbulent airflow.
Low noise is realized by adopting a plastic case and a plastic fan.

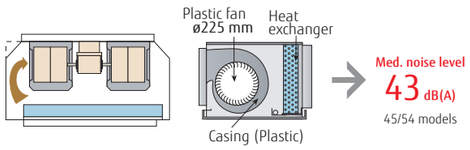

Low ambient operation

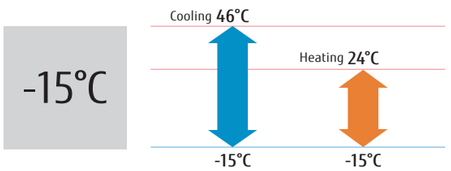

Model : ARXG45KHTA / ARXG54KHTA

Specifications

Model No.	Indoor unit		ARXG45KHTA	ARXG54KHTA
	Outdoor unit		AOYG45KBTB	AOYG54KBTB
Power Source			Single-phase, ~230V, 50Hz	
Capacity	Cooling	kW	12.1 (4.0-14.0)	13.4 (5.0-14.5)
	Heating		13.5 (5.0-16.2)	15.5 (5.5-18.0)
Input Power	Cooling/Heating	kW	4.16/3.61	4.77/4.18
EER	Cooling	W/W	2.91	2.81
COP	Heating		3.74	3.71
Pdesign	Cooling/Heating(-10°C)	kW	-	-
SEER	Cooling	W/W	-	-
SCOP	Heating		-	-
Energy Efficiency Class	Cooling		-	-
	Heating		-	-
Max. Operating Current	Cooling/Heating	A	28.5	28.5
Annual Energy Consumption	Cooling	kWh/a	-	-
	Heating		-	-
Moisture Removal		l/h	1.5	2.0
Sound Pressure Level	Indoor (Cooling) H/M/L	dB(A)	47/43/40	47/43/40
	Indoor (Heating) H/M/L		47/43/40	47/43/40
	Outdoor(Cooling/Heating) High		57/57	57/59
Sound Power Level	Indoor(Cooling/Heating) High		75/74	75/74
	Outdoor(Cooling/Heating) High		71/71	73/73
Airflow Rate	Indoor / Outdoor (Cooling) High	m^3/h	3,350/4,450	3,350/4,450
	Indoor / Outdoor (Heating) High		3,350/4,450	3,350/4,450
Static pressure range (Standard)		Pa	100 to 250 (100)	100 to 250 (100)
Net Dimensions H x W x D	Indoor	mm	400x1,050x500	400x1,050x500
	Outdoor	mm	46 (101)	46 (101)
Weight	Indoor	kg(lbs)	998x940x320	998x940x320
	Outdoor	kg(lbs)	67 (148)	67 (148)
Connection Pipe Diameter (Liquid / Gas)		mm	9.52/15.88	9.52/15.88
Drain hose Diameter (I.D./O.D.)			23.4/25.4	23.4/25.4
Max Pipe Length (Pre-Charge)		m	50 (30)	50 (30)
Max Height Difference			30	30
Operation Range	Cooling	°CDB	-15 to 46	-15 to 46
	Heating		-15 to 24	-15 to 24
Refrigerant	Type (Global Warming Potential)		R32 (675)	R32 (675)
	Charge	kg(CO2eq-T)	2.70(1.823)	2.70(1.823)

Optional parts

Wired Remote Controller: UTY-RVNYM, UTY-RNNYM
Simple Remote Controller: UTY-RSNYM
Wireless LAN Interface: UTY-TFNXZ1
Remote Sensor Unit: UTY-XSZX
Long Life Filter: UTD-LF60KA
External Connect Kit: UTD-ECS5A

Dimensions

(Unit : mm)

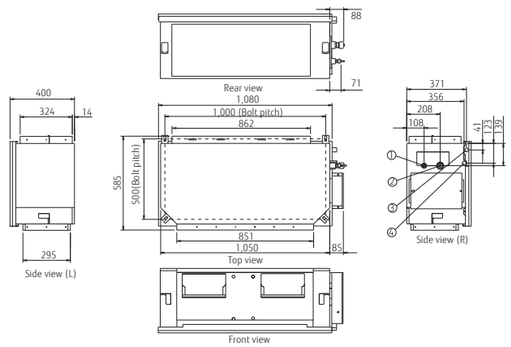

① Refrigerant piping flare connection (Liquid)
② Refrigerant piping flare connection (Gas)
③ Drain piping connection (Safety drain pan)
④ Drain piping connection(Main drain pan)

High Static Pressure Duct

REFRIGERANT R410A

ALL DC (60) | i-PAM Single phase

Economy | Auto Changeover | Adjust | Restart | +Setback | Filter | Blue Fin

High energy efficiency

Significantly greater efficiency is realized by using all DC inverter technology. (60 model)

Design also corresponding to high static pressure



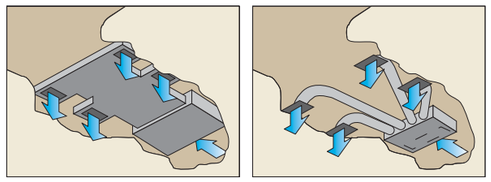

Easy installation (Compact size & Lightweight)

A compact size and lightweight indoor unit has been developed by reducing the basic chassis and the overall material weight.

Low noise

Cutting off the corners has enabled less turbulent airflow.
Low noise is realized by adopting a plastic case and a plastic fan.

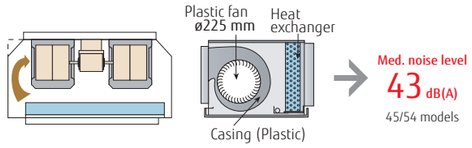

Low ambient operation

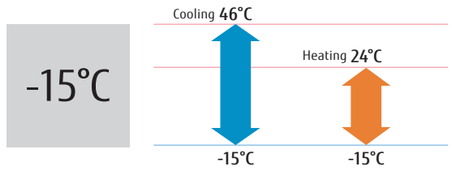

REFRIGERANT R410A

Model : ARYG45LHTA / ARYG54LHTA / ARYG45LHTA [3 phase] / ARYG54LHTA [3 phase] / ARYG60LHTA [3 phase]

Specifications

Model No.	Indoor unit			ARYG45LHTA	ARYG54LHTA	ARYG45LHTA	ARYG54LHTA	ARYG60LHTA
	Outdoor unit			AOYG45LETL	AOYG54LETL	AOYG45LATT	AOYG54LATT	AOYG60LATT
Power Source				Single-phase, ~230V, 50Hz		3-phase, ~400V, 50Hz		
Capacity	Cooling		kW	12.5 (4.5-14.0)	13.4 (5.0-14.5)	12.5 (5.0-14.0)	14.0 (5.4-16.0)	15.0 (6.2-17.5)
	Heating			14.0 (5.0-16.2)	16.0 (5.5-18.0)	14.0 (5.4-16.2)	16.0 (5.8-18.0)	18.0 (6.2-20.0)
Input Power	Cooling/Heating		kW	4.30/3.80	4.77/4.69	4.06/3.67	4.65/4.37	4.70/5.15
EER	Cooling		W/W	2.91	2.81	3.08	3.01	3.19
COP	Heating			3.68	3.41	3.81	3.66	3.50
Max. Operating Current	Cooling/Heating		A	22.5/22.5	23.5/23.5	11.0/11.0	12.0/12.0	12.5 /12.5
Moisture Removal			l/h	1.5	2.0	1.5	2.5	2.0
Sound Pressure	Indoor (Cooling)	H/M/L/Q	dB(A)	47/43/40/-	47/43/40/-	47/43/40/-	47/43/40/-	45/40/36/-
	Indoor (Heating)	H/M/L/Q		47/43/40/-	47/43/40/-	47/43/40/-	47/43/40/-	45/40/36/-
	Outdoor(Cooling/Heating)	High		55/55	55/57	54/54	55/56	56/58
Airflow Rate	Indoor / Outdoor (Cooling)	High	m^3/h	3,350/6,750	3,350/6,750	3,350/6,750	3,350/6,900	3,550/6,900
	Indoor / Outdoor (Heating)	High		3,350/6,200	3,350/6,850	3,350/6,200	3,350/6,900	3,550/7,300
Static pressure range (Standard)			Pa	100 to 250 (100)	100 to 250 (100)	100 to 250 (100)	100 to 250 (100)	60 to 260 (60)
Net Dimensions H x W x D	Indoor		mm	400×1,050×500	400×1,050×500	400×1,050×500	400×1,050×500	425×1,250×490
	Outdoor		mm	1,290×900×330	1,290×900×330	1,290×900×330	1,290×900×330	1,290×900×330
Weight	Indoor		kg(lbs)	46 (101)	46 (101)	46 (101)	46 (101)	54 (119)
	Outdoor		kg(lbs)	86 (189)	86 (189)	104 (229)	104 (229)	104 (229)
Connection Pipe Diameter (Liquid / Gas)			mm	9.52/15.88	9.52/15.88	9.52/15.88	9.52/15.88	9.52/15.88
Drain hose Diameter (I.D./O.D.)				23.4/25.4	23.4/25.4	23.4/25.4	23.4/25.4	23.4/25.4
Max Pipe Length (Pre-Charge)			m	50 (20)	50 (20)	75 (30)	75 (30)	75 (30)
Max Height Difference				30	30	30	30	30
Operation Range	Cooling		°CDB	-15 to 46	-15 to 46	-15 to 46	-15 to 46	-15 to 46
	Heating			-15 to 24	-15 to 24	-15 to 24	-15 to 24	-15 to 24
Refrigerant	Type (Global Warming Potential)			R410A (2,088)	R410A (2,088)	R410A (2,088)	R410A (2,088)	R410A (2,088)
	Charge		kg(CO2eq-T)	3.35 (7.0)	3.35 (7.0)	3.45 (7.2)	3.45 (7.2)	3.45 (7.2)

Optional parts

Wired Remote Controller: UTY-RNNYM, UTY-RVNYM
Simple Remote Controller: UTY-RSNYM
Long-Life Filter: UTD-LF60KA (ARYG45/54LHTA)
Remote Sensor Unit: UTY-XSZX
IR Receiver Kit: UTY-LRHYM(ARYG60LHTA)
External connect kit: UTD-ECS5A
Wireless LAN Interface: UTY-TFNXZ1

Dimensions

(Unit : mm)

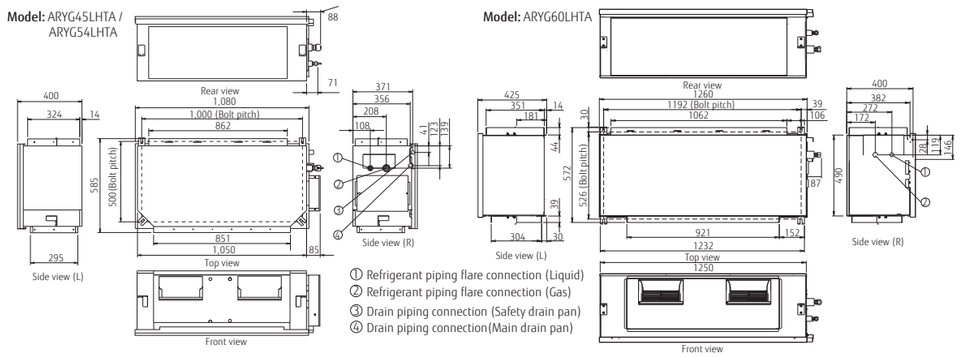

Big Duct

REFRIGERANT R410A

ALL DC

Economy · Set Temp. · Return · Auto Changeover · Adjust · Restart · Auto OFF · Weekly · Filter · On/Off · Adjust · Blue Fin

Separation is possible by lightweight compact design

The indoor unit can be separated into fan unit and heat-exchanger unit to assist the installation works.



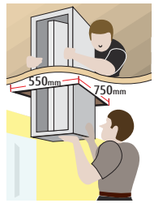

Automatic Airflow adjustment function

This function can set the optimum airflow automatically, so installation time is shortened drastically.

Quiet operation

The combination of the V-shaped heat exchanger, air stabilizer, and the high efficient DC fan motor allowed quiet operation despite of the small structural design.

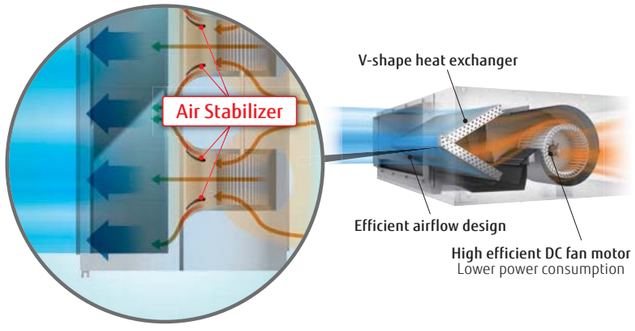

Model : ARYG72LHTA / ARYG90LHTA

Wired R.C.

Specifications

Model No.	Indoor unit		ARYG72LHTA	ARYG90LHTA
	Outdoor unit		AOYG72LRLA	AOYG90LRLA
Power Source	Indoor		Single-phase, ~230V, 50Hz	
	Outdoor		3-phase, ~400V, 50Hz	
Capacity	Cooling	kW	19.0 (8.4-20.9)	22.0 (10.3-24.2)
	Heating		22.4 (7.2-24.6)	27.0 (8.5-29.7)
Input Power	Cooling/Heating	kW	6.46 / 6.59	7.77 / 8.18
EER	Cooling	W/W	2.94	2.83
COP	Heating		3.40	3.30
Max. Operating Current	Indoor(Cooling/Heating)	A	4.6/4.6	6.0/6.0
	Outdoor(Cooling/Heating)		13.3/13.3	14.6/14.6
Moisture Removal		l/h	4.5	6.0
Sound Pressure	Indoor (Cooling) H/M/L/Q	dB(A)	46/43/41/39	47/44/42/40
	Indoor (Heating) H/M/L/Q		46/43/41/39	47/44/42/40
	Outdoor(Cooling/Heating) High		55/55	55/57
Airflow Rate	Indoor / Outdoor (Cooling) High	m^3/h	4,300/8,400	4,300/8,400
	Indoor / Outdoor (Heating) High		4,300/8,400	4,300/9,000
Static pressure range (Standard)		Pa	50 to 150 (72)	50 to 200 (72)
Net Dimensions H x W x D	Indoor	mm	360×1,400×850	360×1,400×850
	Outdoor	mm	1,428×1,080×480	1,428×1,080×480
Weight	Indoor	kg(lbs)	69 (152)	80 (176)
	Outdoor	kg(lbs)	165 (363)	174 (383)
Connection Pipe Diameter (Liquid / Gas)		mm	12.7/25.4	12.7/25.4
Drain Hose Diameter (I.D./O.D.)			24.4/32.0	24.4/32.0
Max Pipe Length (Pre-Charge)		m	100 (30)	100 (30)
Height Difference			30	30
Operation Range	Cooling	°CDB	-15 to 46	-15 to 46
	Heating		-20 to 24	-20 to 24
Refrigerant	Type (Global Warming Potential)		R410A (2,088)	R410A (2,088)
	Charge	kg(CO2eq-T)	5.6 (11.7)	7.1 (14.8)

Optional parts

Wired Remote Controller: UTY-RNRYZ3, UTY-RLRY, UTY-RVNYM, UTY-RNNYM
Simple Remote Controller: UTY-RSRY, UTY-RHRY, UTY-RSNYN
IR Receiver Unit: UTY-LBTYM, UTY-LRHYM
Remote Sensor Unit: UTY-XSZX
External Connect Kit: UTY-XWZXZG

External Input and Output PCB: UTY-XCSX
Drain Pump Unit: UTZ-PX1NAB
Long Life filter: UTD-LFKA
Wireless LAN Interface: UTY-TFSXZ1

Dimensions

(Unit : mm)

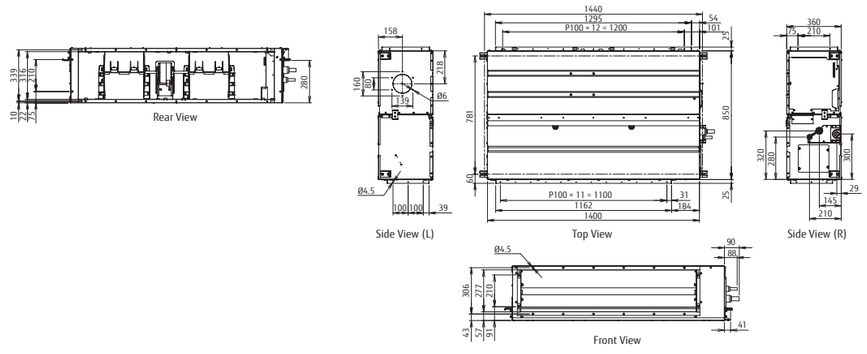

Floor

Compact & Comfort

2-Fan & Wide airflow

Individual vertical airflow by 2-fan can control the whole room comfortably.

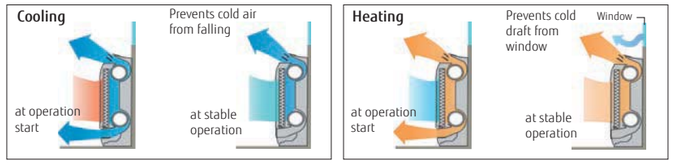

Flexible & easy installation

Due to compact and whole surface suction method model, floor, concealed, half concealed, or wall mounted installation can be available to match the room layout.

Flexible piping connection 6 direction of drain & piping

Drain hose and piping can be drawn flexibly in the right, left, side, and down directions

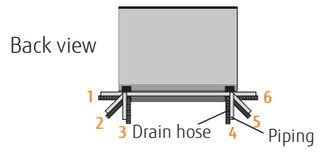

10°C HEAT Operation

The room temperature can be set to go no lower than 10°C, thus ensuring that the room does not get too cold when not occupied

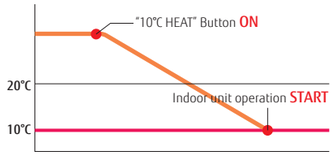

Low ambient operation

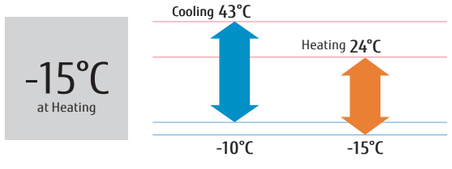

Model: AGYG09LVCA / AGYG12LVCA / AGYG14LVCA

Wireless R.C.

For AGYG09/12LVCA For AGYG14LVCA

Specifications

Model No.	Indoor unit		AGYG09LVCA	AGYG12LVCA	AGYG14LVCA
	Outdoor unit		AOYG09LVCA	AOYG12LVCA	AOYG14LVLA
Power Source			Single-phase, ~230V, 50Hz		
Capacity	Cooling	kW	2.6 (0.9-3.5)	3.5 (0.9-4.0)	4.2 (0.9-5.0)
	Heating	kW	3.5 (0.9-4.9)	4.5 (0.9-5.3)	5.2 (0.9-6.3)
Input Power	Cooling/Heating	kW	0.53/0.79	0.94/1.19	1.14/1.44
EER	Cooling	W/W	4.91	3.72	3.68
COP	Heating	W/W	4.43	3.78	3.61
Pdesign	Cooling/Heating(-10°C)	kW	2.6/2.9	3.5/3.8	4.2/4.7
SEER	Cooling	W/W	7.00	6.50	6.40
SCOP	Heating (Average)	W/W	4.20	4.00	4.00
Energy Efficiency Class	Cooling		A++	A++	A++
	Heating (Average)		A+	A+	A+
Max. Operating Current	Cooling/Heating	A	7.0/10.0	7.0/10.0	9.0/13.5
Annual Energy Consumption	Cooling	kWh/a	130	188	230
	Heating	kWh/a	967	1,330	1,645
Moisture Removal		l/h	1.3	1.8	2.1
Sound Pressure Level	Indoor (Cooling) H/M/L/Q	dB(A)	40/35/29/22	40/35/29/22	44/38/31/22
	Indoor (Heating) H/M/L/Q	dB(A)	40/35/29/22	40/35/29/22	43/37/29/22
	Outdoor(Cooling/Heating) High	dB(A)	47/48	48/49	50/50
Sound Power Level	Indoor(Cooling/Heating) High	dB(A)	55/56	55/56	58/58
	Outdoor(Cooling/Heating) High	dB(A)	64/65	64/65	65/66
Airflow Rate	Indoor / Outdoor (Cooling) High	m^3/h	570/1,680	570/1,680	650/1,910
	Indoor / Outdoor (Heating) High	m^3/h	600/1,490	600/1,680	650/1,750
Net Dimensions H x W x D	Indoor	mm	600×740×200	600×740×200	600×740×200
	Outdoor	mm	540×790×290	540×790×290	578×790×300
Weight	Indoor	kg(lbs)	14 (31)	14 (31)	14 (31)
	Outdoor	kg(lbs)	36 (79)	36 (79)	40 (88)
Connection Pipe Diameter (Liquid / Gas)		mm	6.35/9.52	6.35/9.52	6.35/12.70
Drain hose Diameter (I.D./O.D.)		mm	13.8/15.8 to 16.7	13.8/15.8 to16.7	13.8/15.8 to 16.7
Max Pipe Length (Pre-Charge)		m	20 (15)	20 (15)	20 (15)
Max Height Difference		m	15	15	15
Operation Range	Cooling	°CDB	-10 to 43	-10 to 43	-10 to 43
	Heating	°CDB	-15 to 24	-15 to 24	-15 to 24
Refrigerant	Type (Global Warming Potential)		R410A (2,088)	R410A (2,088)	R410A (2,088)
	Charge	kg(CO2eq-T)	1.05 (2.2)	1.05 (2.2)	1.15 (2.4)

Optional parts

Wired Remote Controller: UTY-RNNYM, UTY-RVNYM
Simple Remote Controller: UTY-RSNYM
Half Concealed Kit: UTR-STA
Wireless LAN Interface: UTY-TFNXZ1
External Connect Kit: UTY-XWZX

Dimensions

(Unit : mm)

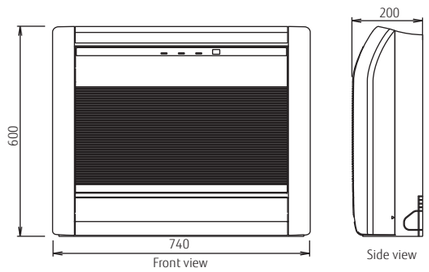

Floor/Ceiling

Comfort & Dual Design

Flexible installation

Example for floor installation

Floor console

Example for ceiling installation

Under ceiling

Double auto swing

A combination of right/left and up/down directional swing allows 3-dimensional air direction control

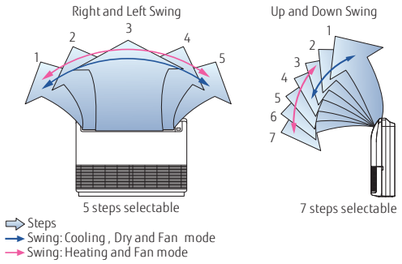

High power DC fan motor

- High power
- Wide rotation range
- High efficiency



Low ambient operation

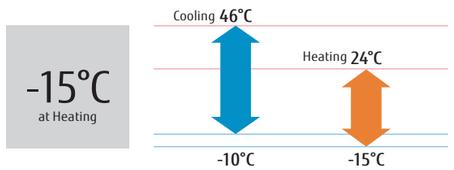

Model : ABYG18LVTB / ABYG24LVTA

Wireless R.C.

For ABYG18LVTB

For ABYG24LVTA

Specifications

Model No.	Indoor unit		ABYG18LVTB	ABYG24LVTA
	Outdoor unit		AOYG18LBCB	AOYG24LBCB
Power Source			Single-phase, ~230V, 50Hz	
Capacity	Cooling	kW	5.2 (0.9-5.9)	6.8 (0.9-8.0)
	Heating		6.0 (0.9-7.5)	8.0 (0.9-9.1)
Input Power	Cooling/Heating	kW	1.62/1.66	2.21/2.26
EER	Cooling	W/W	3.21	3.08
COP	Heating		3.61	3.54
Pdesign	Cooling/Heating(-10°C)	kW	5.2/5.2	6.8/6.0
SEER	Cooling	W/W	6.10	5.60
SCOP	Heating (Average)		4.00	3.90
Energy Efficiency Class	Cooling		A++	A+
	Heating (Average)		A+	A
Max. Operating Current	Cooling/Heating	A	11.5/13.5	14.7/15.7
Annual Energy Consumption	Cooling	kWh/a	298	425
	Heating		1,818	2,153
Moisture Removal		l/h	2.0	2.7
Sound Pressure Level	Indoor (Cooling) H/M/L/Q	dB(A)	43/40/34/31	48/44/40/35
	Indoor (Heating) H/M/L/Q		43/40/34/31	48/44/40/35
	Outdoor(Cooling/Heating) High		50/50	53/54
Sound Power Level	Indoor(Cooling/Heating) High		57/57	61/61
	Outdoor(Cooling/Heating) High		62/65	66/66
Airflow Rate	Indoor / Outdoor (Cooling) High	m^3/h	780/2,380	980/2,850
	Indoor / Outdoor (Heating) High		780/2,080	980/2,700
Net Dimensions H x W x D	Indoor	mm	199×990×655	199×990×655
	Outdoor	mm	632×799×290	716×820×315
Weight	Indoor	kg(lbs)	27 (59)	27 (59)
	Outdoor	kg(lbs)	36 (79)	42 (93)
Connection Pipe Diameter (Liquid / Gas)		mm	6.35/12.70	6.35/15.88
Drain hose Diameter (I.D./O.D.)			25/32	25/32
Max Pipe Length (Pre-Charge)		m	25 (15)	30 (15)
Max Height Difference			15	20
Operation Range	Cooling	°CDB	-10 to 46	-10 to 46
	Heating		-15 to 24	-15 to 24
Refrigerant	Type (Global Warming Potential)		R410A (2,088)	R410A (2,088)
	Charge	kg(CO2eq-T)	1.20 (2.5)	1.50 (3.1)

Optional parts

Wired Remote Controller: UTY-RNNYM, UTY-RVNYM
Simple Remote Controller: UTY-RSNYM
Wireless LAN Interface: UTY-TFNXZ1
External Connect Kit: UTY-XWZX

Dimensions

(Unit : mm)

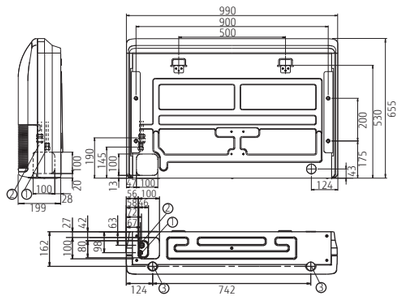

① Refrigerant piping flare connection (Liquid)
② Refrigerant piping flare connection (Gas)
③ Drain piping connection

Ceiling

Comfort for Large Room

REFRIGERANT R410A

ALL DC i-PAM Single phase

Economy, 10°C HEAT, Auto Changeover, Double, Adjust, Restart, Duct, Sleep, Program, Filter, Blue Fin (45)

Flexible installation

Various installations are possible to match the room layout.

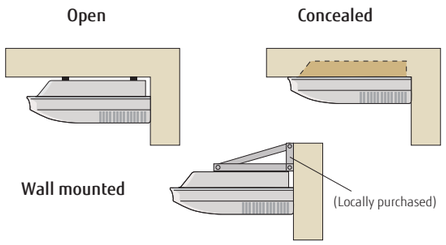

Multi auto swing

A combination of right/left and up/down directional swing allows 3-dimensional air direction control.

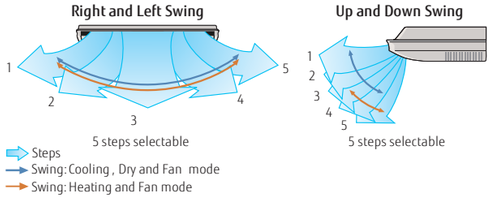

Fresh air intake

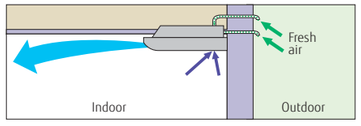

Low ambient operation

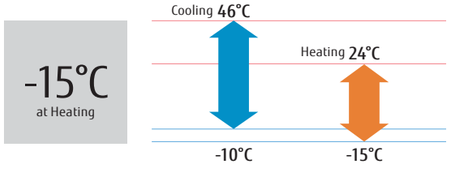

REFRIGERANT R410A

Model : ABYG30LRTE / ABYG36LRTE / ABYG45LRTA / ABYG36LRTA [3 phase] / ABYG45LRTA [3 phase] / ABYG54LRTA [3 phase]

Wireless R.C.

For ABYG30/36LRTE | For ABYG45LRTA (Single -phase) | For ABYG36/45/54LRTA

Specifications

Model No.	Indoor unit		ABYG30LRTE	ABYG36LRTE	ABYG45LRTA	ABYG45LRTA	ABYG36LRTA	ABYG45LRTA	ABYG54LRTA
	Outdoor unit		AOYG30LETL	AOYG36LETL	AOYG45LBTC	AOYG45LETL	AOYG36LATT	AOYG45LATT	AOYG54LATT
Power Source			Single-phase, ~230V, 50Hz				3-phase, ~400V, 50Hz		
Capacity	Cooling	kW	8.5 (2.8-10.0)	9.4 (2.8-11.2)	12.1 (4.0-13.0)	12.1 (4.0-13.3)	10.0 (4.7-11.4)	12.5 (5.0-14.0)	14.0 (5.4-16.0)
	Heating	kW	10.0 (2.7-11.2)	11.2 (2.7-12.7)	13.3 (4.2-15.2)	13.3 (4.2-15.5)	11.2 (5.0-14.0)	14.0 (5.4-16.2)	16.0 (5.8-18.0)
Input Power	Cooling/Heating	kW	2.65/2.77	2.93/3.02	4.29/3.84	3.77/3.68	2.84/2.87	3.89/3.88	4.65/4.67
EER	Cooling	W/W	3.21	3.21	2.82	3.21	3.52	3.21	3.01
COP	Heating	W/W	3.61	3.71	3.46	3.61	3.90	3.61	3.43
Pdesign	Cooling/Heating(-10°C)	kW	8.5/8.0	9.4/8.7	-	-	10.0/10.0	-	-
SEER	Cooling	W/W	6.10	6.00	-	-	6.10	-	-
SCOP	Heating	W/W	4.20	4.10	-	-	4.10	-	-
Energy Efficiency Class	Cooling		A++	A+	-	-	A++	-	-
	Heating		A+	A+	-	-	A+	-	-
Max. Operating Current	Cooling/Heating	A	17.0/17.0	18.5/20.0	23.5/23.5	20.5/20.5	7.9/7.9	8.9/8.9	9.9/9.9
Annual Energy Consumption	Cooling	kWh/a	487	548	-	-	573	-	-
	Heating	kWh/a	2,662	2,965	-	-	3,414	-	-
Moisture Removal		l/h	2.5	3.0	4.0	4.0	3.0	4.5	5.0
Sound Pressure Level	Indoor (Cooling) H/M/L/Q	dB(A)	45/43/37/32	47/43/37/32	49/45/39/34	49/45/39/34	47/43/37/32	49/45/39/34	51/48/42/38
	Indoor (Heating) H/M/L/Q	dB(A)	45/43/37/32	47/43/37/32	49/45/39/34	49/45/39/34	47/43/37/32	49/45/39/34	51/48/42/38
	Outdoor(Cooling/Heating) High	dB(A)	53/55	54/55	58/58	55/55	51/53	54/54	55/56
Sound Power Level	Indoor(Cooling/Heating) High	dB(A)	57/60	60/61	-	-	61/61	-	-
	Outdoor(Cooling/Heating) High	dB(A)	68/69	69/70	-	-	67/69	-	-
Airflow Rate	Indoor / Outdoor (Cooling) High	m^3/h	1,660/3,600	1,900/3,800	2,100/4,650	2,100/6,750	1,900/6,200	2,100/6,750	2,300/6,900
	Indoor / Outdoor (Heating) High	m^3/h	1,660/3,600	1,900/3,800	2,100/4,650	2,100/6,200	1,900/6,200	2,100/6,200	2,300/6,900
Net Dimensions H x W x D	Indoor	mm	240×1,660×700	240×1,660×700	240×1,660×700	240×1,660×700	240×1,660×700	240×1,660×700	240×1,660×700
	Outdoor	mm	830×900×330	830×900×330	914×970×370	1,290×900×330	1,290×900×330	1,290×900×330	1,290×900×330
Weight	Indoor	kg(lbs)	46 (101)	46 (101)	46 (101)	46 (101)	46 (101)	46 (101)	48 (106)
	Outdoor	kg(lbs)	61 (134)	61 (134)	75 (165)	86 (189)	104 (229)	104 (229)	104 (229)
Connection Pipe Diameter (Liquid / Gas)		mm	9.52/15.88	9.52/15.88	9.52/15.88	9.52/15.88	9.52/15.88	9.52/15.88	9.52/15.88
Drain port Diameter (I.D./O.D.)		mm	22.0/25.6	22.0/25.6	21.5/26.0	21.5/26.0	21.5/26.0	21.5/26.0	21.5/26.0
Max Pipe Length (Pre-Charge)		m	50 (20)	50 (20)	50 (20)	50 (20)	75 (30)	75 (30)	75 (30)
Max Height Difference		m	30	30	30	30	30	30	30
Operation Range	Cooling	°CDB	-15 to 46	-15 to 46	-15 to 46	-15 to 46	-15 to 46	-15 to 46	-15 to 46
	Heating	°CDB	-15 to 24	-15 to 24	-15 to 24	-15 to 24	-15 to 24	-15 to 24	-15 to 24
Refrigerant	Type (Global Warming Potential)		R410A (2,088)	R410A (2,088)	R410A (2,088)	R410A (2,088)	R410A (2,088)	R410A (2,088)	R410A (2,088)
	Charge	kg(CO2eq-T)	2.10 (4.4)	2.10 (4.4)	2.90 (6.1)	3.35 (7.0)	3.45 (7.2)	3.45 (7.2)	3.45 (7.2)

Optional parts

Wired Remote Controller:	UTY-RNNYM, UTY-RVNYM
Simple Remote Controller:	UTY-RSNYM
Drain Pump Unit:	UTR-DPB24T
Flange (Round):	UTD-RF204
Wireless LAN Interface:	UTY-TFNXZ1
External Connect Kit:	UTD-ECS5A, UTY-XWZX

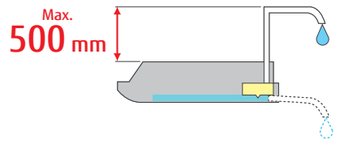

Dimensions

(Unit : mm)

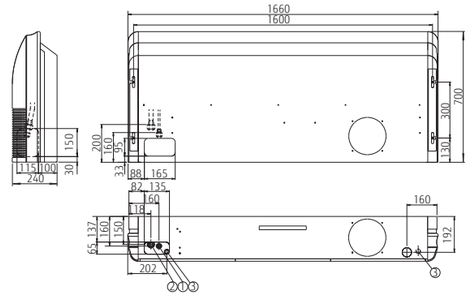

① Refrigerant piping flare connection (Liquid)
② Refrigerant piping flare connection (Gas)
③ Drain piping connection

Feature Summary

Type	Wall Mounted											
Series	Flagship Range	Designer Range	Standard Range		ECO Range		Designer Range		Standard Range			ECO Range
Model No.	ASYG 12KXCA	ASYG 07/09/12/14 KGTB	ASYG 07/09/12/14 KMTB	ASYG 18/24KMTA	ASYG 07/09/12 KPCA	ASYG 18/24KLCA	ASYG 09/12LTCA	ASYG 07/09/12/14 LUCA	ASYG 07/09/12/14 LMCE	ASYG 18/30LFCA, ASYG 24LFCC	ASYG 30/36LMTA	ASYG 07/09/12 LLCE
Refrigerant	R32	R32	R32	R32	R32	R32	R410A					
Energy Saving Function												
Dual side fans	●											
Save human sensor	●	●					●				●	
Save & Stop human sensor												
Economy mode	●	●	●	●	●	●	●	●	●	●	●	●
Room temperature set point limitation		○	○	○			○	○	○	○	○	
Set temperature auto return		○	○	○			○	○	○	○	○	
Comfortable Function												
Powerful heating							●					
Power diffuser	●								●	●		
Server room operation											●	
Powerful mode	●	●	●	●	●	●	●	●	●		●	●
10°C HEAT operation	●	●	●	●			●	●	●	●	●	
Low noise mode	●	●	●	●			●	●	●		●	
Auto-changeover	●	●	●	●	●	●	●	●	●	●	●	●
Up/down swing flaps		●	●	●	●	●	●	●	●			●
Double swing automatic	●			●						●	●	
Automatic fan speed	●	●	●	●	●	●	●	●	●	●	●	●
Auto restart	●	●	●	●	●	●	●	●	●	●	●	●
Connectable fresh air duct												
Fresh air intake												
Connectable distributing duct												
Individual airflow direction control												
Convenient Function												
Auto off timer		○	○	○			○	○	○	○	○	
Sleep timer	●	●	●	●	●	●	●	●	●	●	●	●
Program timer	●	●	●	●	●	●	●	●	●	●	●	●
Weekly timer		●	○	●			●	●			●	
Weekly + setback timer		○	○	○			○	○	○	○	○	
Filter sign		●	●	●	●	●	●	●	●	●	●	●
External error output		○	○	○			○	○	○	○	○	
External ON/OFF input		○	○	○			○	○	○	○	○	
Wireless LAN control	●	○	○	○	○		○	○	○	○	○	
Clean Function												
Plasma air clean	●											
Filter auto clean	●											
Ion deodorization filter		○	○	●			●	●	●	●	●	
Apple-catechin filter		○	○	●			●	●	●	●	●	
Long life filter												
Washable panel				●	●	●			●	●		●
Installation												
Automatic airflow adjustment												
Drain pump as standard												
Blue fin										● (30)	●	

Type	Cassette					Duct										Floor	Floor/ Ceiling	Ceiling
Series	Compact 4-way Flow		Circular Flow		4-way Flow	Mini (With drain pump)	Slim (With drain pump)		Medium Static Pressure (Compact & Comfort)		Medium Static Pressure (Standard)		High Static Pressure		Big			
Model No.	AUXG 09/12/14/ 18/22/24 KVLA	AUYG 12/14/18 LVLB, AUYG 24LVLA	AUXG 18/22/24/ 30/36/45/54 KRLB	AUXG 18/24/30/ 36/45/54 LRLB	AUYG 30/36LRLE, AUYG 36/45/54 LRLA	ARYG 12/14/18 LSLAP	ARXG 09/12/14/18 KLLAP	ARYG 12/14/18 LLTB	ARXG 12/14/18/ 22/24/30/ 36/45/54 KHTAP	ARYG 12/14/18/ 24/30/36/ 45/54 LHTBP	ARXG 22/24/ 30/36/45 KMLA	ARYG 24/36/45 LMLA, ARYG 30/36LMLE	ARXG 45/54KHTA	ARYG 45/54/60 LHTA	ARYG 72/90LHTA	AGYG 09/12/14 LVCA	ABYG 18LVTB, ABYG 24LVTA	ABYG 30/36LRTE, ABYG 36/45/54 LRTA
Refrigerant	R32	R410A	R32	R410A		R410A	R32	R410A	R32	R410A	R32	R410A	R32	R410A			R410A	
Energy Saving Function																		
Dual side fans																		
Save human sensor																		
Save & Stop human sensor			○	○														
Economy mode	●	●	●	●	●	●	●	●	●	●	●	●	●	●	●	●	●	●
Room temperature set point limitation	○	○	●	●	○	●	○	○	●	●	○	○	○	○	●	○	○	○
Set temperature auto return	●	○	●	●	○	●	○	○	●	●	○	○	○	○	●	○	○	○
Comfortable Function																		
Powerful heating																		
Power diffuser																		
Server room operation																		
Powerful mode																		
10°C HEAT operation	●	●	○	○	○	○	○	○	○	○	○	○		○ (60)	○	●	●	●
Low noise mode			○ (45/54)	○ (45/54)					○ (45/54)	○ (45/54)	○ (45) (36LMLA)	○ (45) (36LMLA)	○	○	○			○ (45/54) (36LRTA)
Auto-changeover	●	●	●	●	●	●	●	●	●	●	●	●	●	●	●	●	●	●
Up/down swing flaps	●	●	●	●	●	○	○	○								●		
Double swing automatic																	●	●
Automatic fan speed	●	●	●	●	●	●	●	●	●	●	●	●	●	●	●	●	●	●
Auto restart	●	●	●	●	●	●	●	●	●	●	●	●	●	●	●	●	●	●
Connectable fresh air duct	○		●	●	●				●	●	●	●						●
Fresh air intake	○		○	○	○		○	○	○	○	○	○	○	○	○			○
Connectable distributing duct			●	●	●						●	●						
Individual airflow direction control			●	●														
Convenient Function																		
Auto off timer	○	○	●	●	○	●	○	○	●	●	○	○	○	○	●	○	○	○
Sleep timer	●	●	○	○	○	○	○	○	○	○	○	○		○ (60)	○	●	●	●
Program timer	●	●	○	○	○	○	○	○	○	○	○	○		○ (60)	○	●	●	●
Weekly timer			●	●		●			●	●					●			
Weekly + setback timer	○	○			●		●	●			●	●	●	●		○	○	○
Filter sign	●	●	●	●	●	●	●	●	●	●	●	●	●	●	●	●	●	●
External error output			○	○		○			○	○					○			
External ON/OFF input	○	○	●	●	○	●	○	○	●	●	○	○	○	○	●	○	○	○
Wireless LAN control	○	○	○	○	○	○	○	○	○	○	○	○	○	○	○	○	○	○
Clean Function																		
Plasma air clean																		
Filter auto clean																		
Ion deodorization filter																●		
Apple-catechin filter																●		
Long life filter									○	○	○	○		○ (60)	○	●		
Washable panel																		
Installation																		
Automatic airflow adjustment									●	●					●			
Drain pump as standard	●	●	●	●	●	●	●	●	●	●	○	○			○			○
Blue fin			● (30/36/45/54)	● (30/36/45/54)	● (45/54)				● (30/36/45/54)	● (30/36/45/54)	● (45)	● (45)	●	●	●			● (45)

○: Optional function

Light Commercial & Residential

MULTI SPLIT

REFRIGERANT R32

Refrigerant type R32 models

REFRIGERANT R410A

Refrigerant type R410A models

Control several indoor units with one outdoor unit. Build the system you desire.

If you want to keep a large floor as well as many rooms comfortable, we recommend to use our Multi Splits to build a compact system using just one outdoor unit. Choose from a large lineup of indoor units, which match up well to your rooms. You can mix and match them as you like. Build the system that is just right for you.

Multi Split Overview

Space-saving multi outdoor units can connect up to 8 indoor units in multiple rooms.
New refrigerant R32 models are additionally added. Multi split type can be introduced in various situations like in homes, in offices and stores to provide environment-friendly comfort.

NEW

2 Rooms Multi

REFRIGERANT R32

14 class

18 class

2-8 Rooms Multi

2-8 Rooms Multi type units are recommended for situations that require air conditioning in multiple rooms such as in family house or offices. Between 2 to 8 indoor units can be connected and individually operated. A variation of individual and central remote controller are available for operation control, time scheduling of each room and energy savings. Due to space - saving outdoor unit enables installation on balcony or under a waist-high window.

REFRIGERANT R410A

2 & 3-4 Rooms Multi

2 Rooms 14/18 class

3 Rooms
18/24 class

4 Rooms 30 class

5-6 Rooms Multi

36/45 class

8 Rooms Multi

45 class

REFRIGERANT R410A

Twin/Triple

36/45/54 class
(Single phase/3 phase)

Twin/Triple/ Double Twin

72/90 class
(3 phase)

NEW

Twin/Triple

REFRIGERANT R32

Twin 36 class
(Single phase)

Twin/Triple 45/54 class
(Single phase)

Simultaneous Multi

Simultaneous Multi type is recommended for situations where multiple indoor units need to be operated simultaneously such as for a small building, for small office building entrance, meeting room, educational facility hall, and other large spaces. Up to 4 indoor units can be operated simultaneously. This type is suitable for office spaces with large areas and properties with unusual floor layout.

Outdoor Units Lineup

				Class	14	18	18	24	30	36	45		54	72	90
				Cooling rated capacity(kW)	4	5	5.4	6.8	8	10	12.5	14	14	19	22
2 & 3-4 Rooms Multi	2 Rooms Multi Up to 2 units	R32	 NEW		AOYG14KBTA2	AOYG18KBTA2									
		R410A			AOYG14LAC2	AOYG18LAC2									
	3 Rooms Multi Up to 3 units	R410A					AOYG18LAT3*	AOYG24LAT3*							
	4 Rooms Multi Up to 4 units								AOYG30LAT4*						
5-6 Rooms Multi	5 Rooms Multi Up to 5 units	R410A	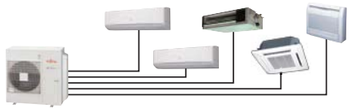							AOYG36LBLA5*					
	6 Rooms Multi Up to 6 units										AOYG45LBLA6*				
8 Rooms Multi Up to 8 units		R410A	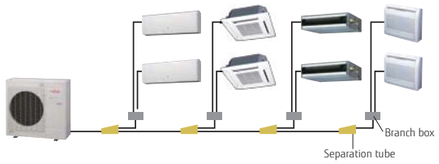									AOYG45LBT8*			
Simultaneous Multi	Twin Single phase	R32	 NEW							AOYG36KBTB	AOYG45KBTB				
	Twin/Triple Single phase	R32	 NEW										AOYG54KBTB		
	Twin/Triple Single phase	R410A								AOYG36LBTB	AOYG45LBTB*1		AOYG54LBTB*2		
	Twin/Triple 3 phase									AOYG36LATT	AOYG45LATT		AOYG54LATT		
	Twin/Triple/ Double Twin 3 phase	R410A	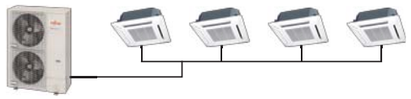											AOYG72LRLA	AOYG90LRLA

Note: **1. 2 Rooms Multi:** Connectable indoor units are 2 units.
AOYG14KBTA2: Total capacity of indoor units connected must be between 4.0 kW and 6.0 kW.
AOYG18KBTA2: Total capacity of indoor units connected must be between 4.0 kW and 7.5kW.
AOYG14LAC2: Total capacity of indoor units connected must be between 4.0 kW and 6.0 kW.
AOYG18LAC2: Total capacity of indoor units connected must be between 4.0 kW and 7.0 kW.

2. 3 Rooms Multi: Connectable indoor units are 2 to 3 units.
AOYG18LAT3: Total capacity of indoor units connected must be between 4.0 kW and 8.5 kW.
AOYG24LAT3: Total capacity of indoor units connected must be between 4.0 kW and 10.5 kW.

3. 4 Rooms Multi: Connectable indoor units are 3 to 4 units.
AOYG30LAT4: Total capacity of indoor units connected must be between 7.5 kW and 14.0 kW.

4. 5 Rooms Multi: Connectable indoor units are 2 to 5 units
AOYG36LBLA5: Total capacity of indoor units connected must be between 7.5 kW and 15.5 kW.

5. 6 Rooms Multi: Connectable indoor units are 2 to 6 units
AOYG45LBLA6 Total capacity of indoor units connected must be between 9.5 kW and 18.0 kW.

6. 8 Rooms Multi: Connectable indoor units are 2 to 8 units
AOYG45LBT8: Total capacity of indoor units connected must be between 11.0 kW and 18.0 kW.

EUROVENT CERTIFIED PERFORMANCE www.eurovent-certification.com

FUJITSU GENERAL (Euro) GmbH participates in the ECP programme for AIR CONDITIONERS. Check ongoing validity of certificate: www.eurovent-certification.com
* Models so marked are not ECC certified.

2 – 8 Rooms Connectable Indoor Units

REFRIGERANT R32

Type		2 Rooms	
Model name		AOYG14KBTA2	AOYG18KBTA2
Multi Split Outdoor Unit			
Capacity (kW)	Cooling	4.0	5.0
	Heating	4.4	5.6

Indoor Unit	BTU	kW Class		
ASYG07/09/12/14KGTB  ASYG07/09/12/14KMTB	7,000	2.0	●	●
	9,000	2.5	●	●
	12,000	3.5	●	●
	14,000	4.0	–	●
 AUXG07/09/12/14KVLA	7,000	2.0	●	●
	9,000	2.5	●	●
	12,000	3.5	●	●
	14,000	4.0	–	●
 ARXG07/09/12/14KSLAP	7,000	2.0	●	●
	9,000	2.5	●	●
	12,000	3.5	●	●
	14,000	4.0	–	●
 ARXG07/09/12/14KLLAP	7,000	2.0	●	●
	9,000	2.5	●	●
	12,000	3.5	●	●
	14,000	4.0	–	●

REFRIGERANT R410A

Type		2 Rooms		3 Rooms		4 Rooms	5 Rooms	6 Rooms	8 Rooms
Model name		AOYG 14LAC2	AOYG 18LAC2	AOYG 18LAT3	AOY G24LAT3	AOYG30LAT4	AOYG36LBLA5	AOYG45LBLA6	AOYG45LBT8
Multi Split Outdoor Unit									 (Branch Box) 
Capacity (kW)	Cooling	4.0	5.0	5.4	6.8	8.0	10.0	12.5	14.0
	Heating	4.4	5.6	6.8	8.0	9.6	12.0	13.5	16.0

Indoor Unit	BTU	kW Class								
 ASYG07/09/12/14LMCE	7,000	2.0	●	●	●	●	●	●	●	●
	9,000	2.5	●	●	●	●	●	●	●	●
 ASYG07/09/12/14LUCA	12,000	3.5	●	●	●	●	●	●	●	●
	14,000	4.0	–	●	●	●	●	●	●	●
 ASYG18/24LF	18,000	5.0	–	–	–	●	●	●	●	●
	24,000	7.0	–	–	–	–	●	–	●	●
 AGYG09/12/14LV	9,000	2.5	–	●	●	●	●	●	●	●
	12,000	3.5	–	●	●	●	●	●	●	●
	14,000	4.0	–	–	●	●	●	●	●	●
 AUYG07/09/12/14/18LV	7,000	2.0	–	●	●	●	●	●	●	●
	9,000	2.5	–	●	●	●	●	●	●	●
	12,000	3.5	–	●	●	●	●	●	●	●
	14,000	4.0	–	–	●	●	●	●	●	●
	18,000	5.0	–	–	–	●	●	●	●	●
 ABYG14/18LV	14,000	4.0	–	–	●	●	●	●	●	●
	18,000	5.0	–	–	–	●	●	●	●	●
 ARYG07/09/12/14/18LSLAP	7,000	2.0	–	●	●	●	●	●	●	–
	9,000	2.5	–	●	●	●	●	●	●	–
	12,000	3.5	–	●	●	●	●	●	●	–
	14,000	4.0	–	–	●	●	●	●	●	–
	18,000	5.0	–	–	–	●	●	●	●	–
 ARYG07/09/12/14/18LL	7,000	2.0	–	●	●	●	●	●	●	●
	9,000	2.5	–	●	●	●	●	●	●	●
	12,000	3.5	–	●	●	●	●	●	●	●
	14,000	4.0	–	–	●	●	●	●	●	●
	18,000	5.0	–	–	–	●	●	●	●	●

Simultaneous Multi Connectable Indoor Units

REFRIGERANT R32

Type		4HP	5HP	6HP	
Model name		AOYG36KBTB	AOYG45KBTB	AOYG54KBTB	
Simultaneous Multi Outdoor Unit					
Capacity (kW)	Cooling	9.5	12.1	13.4	13.4
	Heating	10.8	13.5	15.5	15.5

Indoor Unit	BTU	kW Class	Twin			Triple
 AUXG18/22/24KVLA	18,000	5.0	● ×2	–	–	● ×3
	22,000	6.5	–	● ×2	–	–
	24,000	7.0	–	–	● ×2	–
 ARXG18KLLAP	18,000	5.0	● ×2	–	–	● ×3
 ARXG22/24KMLA	22,000	6.5	–	● ×2	–	–
	24,000	7.0	–	–	● ×2	–
Separation tube			UTP-SX236A (18/22/24)			UTP-SX354A (18)

REFRIGERANT R410A

Type		4HP		5HP		6HP		8HP	10HP
Model name		AOYG36LBTB	AOYG36LATT	AOYG45LBTB	AOYG45LATT	AOYG54LBTB	AOYG54LATT	AOYG72LRLA	AOYG90LRLA
Simultaneous Multi Outdoor Unit									
Capacity (kW)	Cooling	10.0		12.1	12.5	13.3	14.0	19.0	22.0
	Heating	11.2		14.0	14.0	15.0	16.0	22.4	27.0

Indoor Unit	BTU	kW Class	Twin			Triple	Twin	Triple	Double Twin	Twin	Triple	Double Twin
 AUYG18/22/24LV	18,000	5.0	● ×2	–	–	● ×3	–	–	● ×4	–	–	–
	22,000	6.5	–	● ×2	–	–	–	–	–	–	–	● ×4
	24,000	7.0	–	–	● ×2	–	–	● ×3	–	–	–	–
 AUYG30/36/45LR	30,000	8.8	–	–	–	–	–	–	–	–	● ×3	–
	36,000	10.6	–	–	–	–	● ×2	–	–	–	–	–
	45,000	12.5	–	–	–	–	–	–	–	● ×2	–	–
 ARYG18LL	18,000	5.0	● ×2	–	–	● ×3	–	–	● ×4	–	–	–
 ARYG22/24/30/36/45LM	22,000	6.5	–	● ×2	–	–	–	–	–	–	–	● ×4
	24,000	7.0	–	–	● ×2	–	–	● ×3	–	–	–	–
	30,000	8.8	–	–	–	–	–	–	–	–	● ×3	–
	36,000	10.6	–	–	–	–	● ×2	–	–	–	–	–
	45,000	12.5	–	–	–	–	–	–	–	● ×2	–	–
 ABYG/18/22/24LV	18,000	5.0	● ×2	–	–	● ×3	–	–	● ×4	–	–	–
	22,000	6.5	–	● ×2	–	–	–	–	–	–	–	● ×4
	24,000	7.0	–	–	● ×2	–	–	● ×3	–	–	–	–
 ABYG30/36/45LR	30,000	8.8	–	–	–	–	–	–	–	–	● ×3	–
	36,000	10.6	–	–	–	–	● ×2	–	–	–	–	–
	45,000	12.5	–	–	–	–	–	–	–	● ×2	–	–
Separation tube			UTP-SX236A ×1	UTP-SX254A ×1	UTP-SX254 ×1	UTP-SX354A ×1	UTP-SX272A ×1	UTP-SX372A ×1	UTP-SX272A x 1, UTP-SX236A x 2	UTP-SX272A ×1	UTP-SX372A ×1	UTP-SX272A ×1, UTP-SX254A ×2

NEW

2 Rooms Multi

High energy saving

DC technology is used for compressor, indoor / outdoor fan motor and inverter controlling.

Rank
Cooling A+++
Heating A++

SEER 8.7*1 SCOP 4.7

*1: 14 model



Wide range of indoor units with various models

4 types / 16 models are lined up in the capacity range from 2.0 kW to 4.0 kW class. Wide range of requirements can be realized from in private homes, large shops and hotels.

Models equipped with the New R32 Refrigerant

Wall mounted type with sophisticated design

Middle and small capacity models are available. This makes it easier to install at small spaces.

Compact Cassette



Mini Duct

Slim Duct

2 Rooms: AOYG14KBTA2 / AOYG18KBTA2

14 18

Specifications

Model No.			AOYG14KBTA2	AOYG18KBTA2
Power Source			Single-phase, ~230V, 50Hz	
Rated Capacity (min-max)	Cooling	kW	4.0 (1.4-4.6)	5.0 (1.7-5.8)
	Heating		4.4 (1.1-5.5)	5.6 (1.8-7.0)
EER	Cooling	W/W	4.12	4.03
COP	Heating		4.63	4.59
Sound Pressure Level (High)	Cooling	dB(A)	47	47
	Heating		49	50
Sound Power Level (High)	Cooling		60	60
	Heating		62	62
Airflow Rate	Cooling/Heating	m^3/h	1,670/1,670	1,960/2,020
Net Dimensions H × W × D		mm	542×799×290	632×799×290
Weight		kg(lbs)	33 (73)	37 (82)
Connection Pipe Diameter	Liquid	mm	6.35×2	6.35×2
	Gas		9.53 × 2	9.53 × 2
Max. Pipe Length	Total / Each	m	30 / 20	30 / 20
Max. Height Difference	Between Outdoor Unit and Each Indoor Units.		15	15
	Between Indoor Units.		10	10
Operation Range	Cooling	°CDB	-10 to 46	-10 to 46
	Heating		-15 to 24	-15 to 24
Refrigerant	Type (Global Warming Potential)		R32 (675)	R32 (675)
	Charge	kg(CO2eq-T)	0.9 (0.574)	1.02 (0.689)

Dimensions

(Unit : mm)

AOYG14KBTA2

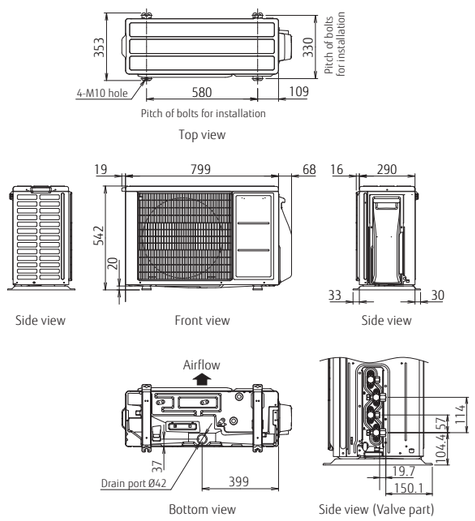

AOYG18KBTA2

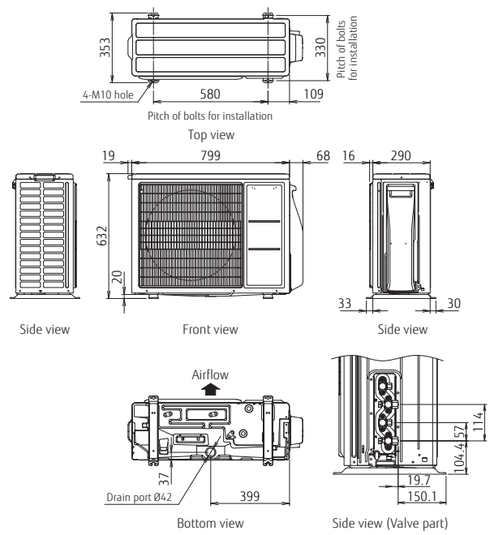

ALL DC

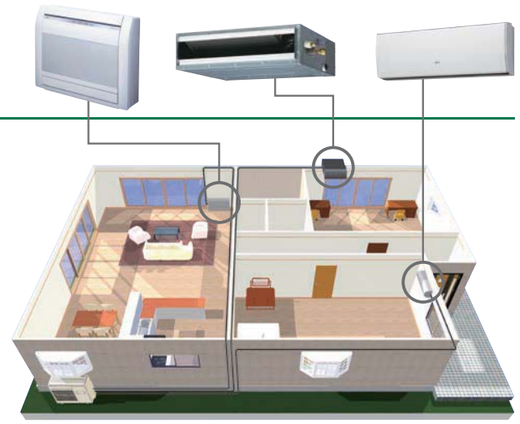

Wide range of indoor units with various models

4 types / 16 models are lined up in the capacity range from 2.0 kW to 4.0 kW class. Wide range of requirements can be realized from in private homes, large shops and hotels.

Space-saving installation

Multiple indoor units can be connected to 1 outdoor unit, and long piping connection is also possible. Compared with single type, the outdoor unit can be installed in various places to realize the space-saving installation.

Flexible installation

Up to max. piping length of 70 m (AOYG30LAT4), max. height difference of 15 m can be supported. Multi type can be installed in large-size residence or buildings with multiple floors.

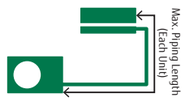

Max. Piping Length (Each Unit):
20 m: AOYG14LAC2,18LAC2,
25 m: AOYG18LAT3/24LAT3/30LAT4

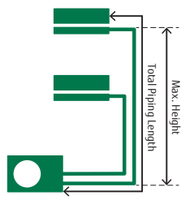

Max. Height:
15 m: AOYG14LAC2/18LAC2/18LAT3/24LAT3/30LAT4

Total Piping Length:
30 m: AOYG14LAC2/18LAC2,
50 m: AOYG18LAT3/24LAT3,
70 m: AOYG30LAT4

REFRIGERANT R410A

2 Rooms: AOYG14LAC2 / AOYG18LAC2
3 Rooms: AOYG18LAT3 / AOYG24LAT3
4 Rooms: AOYG30LAT4

Specifications (2 Rooms, 3 Rooms, 4 Rooms)

Model No.			AOYG14LAC2	AOYG18LAC2	AOYG18LAT3	AOYG24LAT3	AOYG30LAT4
Power Source			Single-phase, ~230V, 50Hz				
Rated Capacity (min-max)	Cooling	kW	4.0 (1.4-4.4)	5.0 (1.7-5.6)	5.4 (1.8-6.8)	6.8 (1.8-8.5)	8.0 (3.5-10.1)
	Heating		4.4 (1.1-5.4)	5.6 (1.8-6.1)	6.8 (2.0-8.0)	8.0 (2.0-9.2)	9.6 (3.7-12.0)
EER	Cooling	W/W	3.67	3.21	4.00	3.51	3.60
COP	Heating		4.27	3.97	4.20	4.00	4.00
Sound Pressure Level (High)	Cooling	dB(A)	47	50	46	48	50
	Heating		49	51	47	49	51
Sound Power Level (High)	Cooling		61	63	65	68	68
	Heating		63	64	67	70	70
Airflow Rate	Cooling/Heating	m^3/h	1,850/1,850	2,050/2,050	3,050/2,750	3,300/3,300	3,500/3,300
Net Dimensions H × W × D		mm	540×790×290	540×790×290	700×900×330	700×900×330	830×900×330
Weight		kg(lbs)	37 (82)	38 (84)	55 (121)	55 (121)	68 (150)
Connection Pipe Diameter	Liquid	mm	6.35×2	6.35×2	6.35×3	6.35×3	6.35×4 (*6.35×3, 9.52)
	Gas		9.52 × 2	9.52 × 2 *(9.52, 12.70)	9.52 × 2, 12.70 *(9.52 × 3)	9.52 × 2, 12.70 *(9.52 × 3)	9.52 × 2, 12.70 × 2 *(9.52 × 3, 12.70) *(9.52 × 2, 12.70, 15.88)
Max. Pipe Length	Total / Each	m	30 / 20	30 / 20	50 / 25	50 / 25	70 / 25
Max. Height Difference	Between Outdoor Unit and Each Indoor Units.		15	15	15	15	15
	Between Indoor Units.		10	10	10	10	10
Operation Range	Cooling	°CDB	10 to 46	10 to 46	-10 to 46	-10 to 46	0 to 46
	Heating		-15 to 24	-15 to 24	-15 to 24	-15 to 24	-10 to 24
Refrigerant	Type (Global Warming Potential)		R410A (2,088)	R410A (2,088)	R410A (2,088)	R410A (2,088)	R410A (2,088)
	Charge	kg(CO2eq-T)	1.25 (2.6)	1.30 (2.7)	2.20 (4.6)	2.20 (4.6)	3.30 (6.9)

* Connect to connection valve by the adapter.

Dimensions

(Unit : mm)

2 Rooms: AOYG14LAC2/AOYG18LAC2

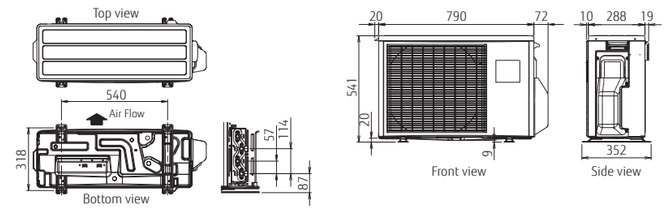

3 Rooms: AOYG18LAT3/AOYG24LAT3

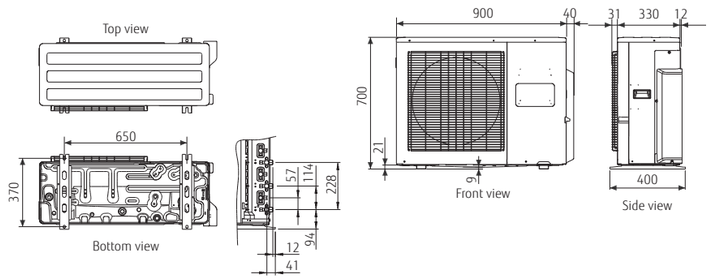

4 Rooms: AOYG30LAT4

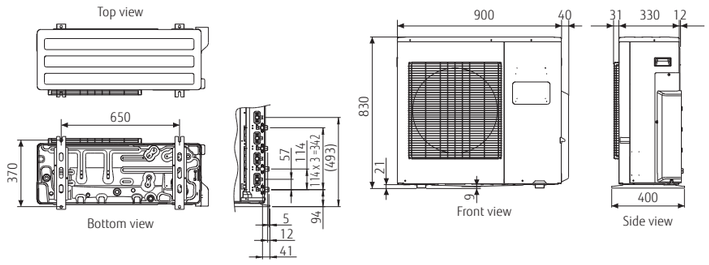

ALL DC

Wide range of indoor units with various models

4 types / 16 models are lined up in the capacity range from 2.0 kW to 4.0 kW class. Wide range of requirements can be realized from in private homes, large shops and hotels.



Compact design

Multiple indoor units can be connected to 1 outdoor unit, and long piping connection is also possible.
Compared with single type, the outdoor unit can be installed in various places to realize the space-saving installation.

Easy installation

All connected pipes and indoor units can be evacuated quickly via our centralized valve method.
Requires evacuation only once



Central & Individual Control

- Batched control of up to 8 indoor units. The temperature, airflow volume, and remote control prohibition settings of all indoor units can be batched.
- Corresponds to 9 different languages (English, German, French, Spanish, Russian, Portuguese, Italian, Greek, and Turkish)
- Large backlight LED screen
- Large easy-to-see operation panel

Max. Controllable
1 multi system

Max. Controllable
8 indoor units

REFRIGERANT R410A

5 Rooms: AOYG36LBLA5
6 Rooms: AOYG45LBLA6

Specifications (5 Rooms, 6 Rooms)

Model No.			AOYG36LBLA5	AOYG45LBLA6
Power Source			Single-phase, ~230V, 50Hz	
Rated Capacity (min-max)	Cooling	kW	10.0 (3.5-12.5)	12.5 (3.5-14.0)
	Heating		12.0 (3.5-14.0)	13.5 (3.5-16.0)
EER	Cooling	W/W	4.10	3.50
COP	Heating		4.30	4.00
Sound Pressure Level (High)	Cooling	dB(A)	53	53
	Heating		55	55
Sound Power Level (High)	Cooling		67	67
	Heating		68	68
Airflow Rate	Cooling/Heating	m^3/h	4,200/4,200	4,200/4,200
Net Dimensions H × W × D		mm	998×970×370	998×970×370
Weight		kg(lbs)	94 (207)	94 (207)
Connection Pipe Diameter	Liquid	mm	6.35×5	6.35×6
	Gas		9.52 × 3, 12.70 × 2	9.52 × 4, 12.70 × 2
Max. Pipe Length	Total / Each	m	80 / 25	80 / 25
Max. Height Difference	Between Outdoor Unit and Each Indoor Units.		15	15
	Between Indoor Units.		10	10
Operation Range	Cooling	°CDB	-10 to 46	-10 to 46
	Heating		-15 to 24	-15 to 24
Refrigerant	Type (Global Warming Potential)		R410A (2,088)	R410A (2,088)
	Charge	kg(CO2eq-T)	4.00 (8.4)	4.00 (8.4)

Dimensions

(Unit : mm)

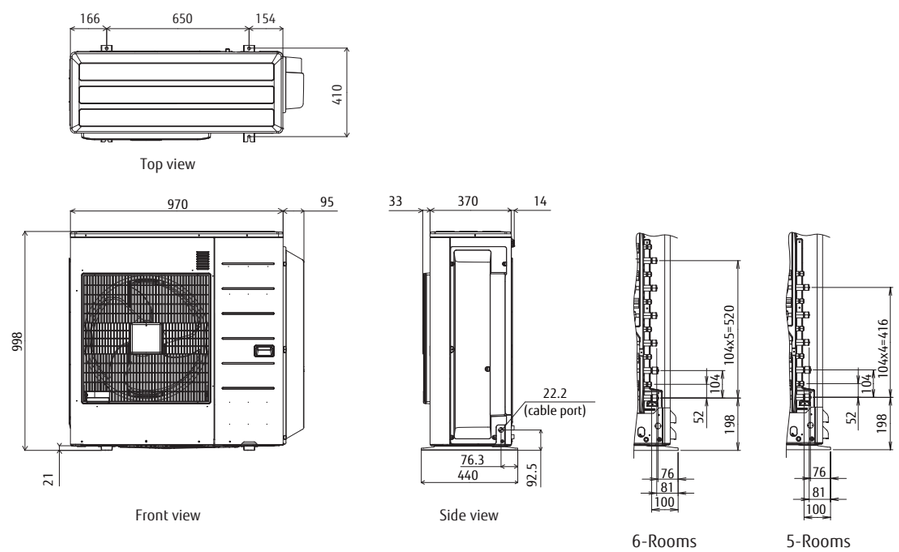

8 Rooms Multi

ALL DC

Compact outdoor unit

The compact design outdoor unit allows to be installed below a window and in a narrow space.

High seasonal efficiency

The actual performance is conducted under various outside temperatures depending on weather and seasons, furthermore, especially for multi system, not all the rooms are operated all the time. So over 90% of actual operation time, air conditioners are operated at partial capacity instead of rated capacity. Considering these, we focused on energy-saving performance which is based on actual use. Efficiency of part load performance was drastically improved by developing ALL DC and our own inverter system.

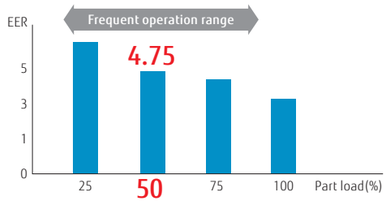

Innovated technology

High efficiency large fan: High efficiency fan is mounted.

DC fan motor: High performance and high efficiency has been realized by using a small DC fan motor.

Heat exchanger: Reduced compact size and energy saving has been realized by utilizing high density piping design and 3-Row heat exchanger.

High efficiency DC twin rotary compressor: A high performance, low noise, large capacity DC twin rotary compressor is used.

Quick comfort by optimized refrigerant control

Every room meets the set point most quickly and comfortably by optimized refrigerant control.

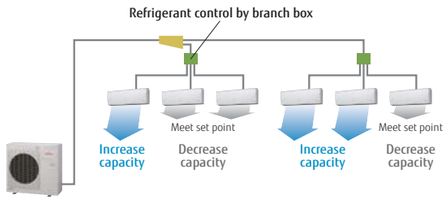

8 Rooms: AOYG45LBT8

Branch Box: UTP-PY03A / UTP-PY02A

3 zones type

2 zones type

Specifications (Outdoor unit/Branch box)

Outdoor Unit Model Name			AOYG45LBT8
Maximum Connectable Indoor Unit			8
Indoor Unit Connectable Capacity	Cooling	kW	11.0 - 17.5
Power source			Single-phase, ~230V, 50Hz
Rated Capacity	Cooling	kW	14.0
	Heating		16.0
Input Power	Cooling	kW	5.20
	Heating		5.07
Airflow rate	Cooling	m^3/h	4,650
	Heating		4,800
Sound Pressure Level	Cooling	dB(A)	56
	Heating		58
Heat Exchanger Fin			Plate fin coil
Net Dimensions H × W × D		mm	914×970×370
Weight		kg(lbs)	98 (217)
Connection Pipe Diameter (Liquid / Gas)		mm	9.52/15.88
Max Pipe Length		m	115 (Total)
Max Height Difference (O.U ~ I.U)			30
Operating Range	Cooling	°CDB	-5 to 46
	Heating		-15 to 24
Refrigerant	Type (Global Warming Potential)		R410A (2,088)
	Charge	kg(CO2eq-T)	3.45 (7.2)

Branch Box Model Name			UTP-PY03A	UTP-PY02A
Connectable Indoor Unit			1 to 3 Units	1 to 2 Units
Power source			Single-phase, ~230V, 50Hz	Single-phase, ~230V, 50Hz
Available Voltage Range			198-264V	198-264V
Power Consumption		W	10	10
Running Current		A	0.05	0.05
Net Dimensions H × W × D		mm	195×433×370	195×433×370
Weight		kg(lbs)	9 (20)	9 (20)
Connection pipe diameter	Liquid	°CDB	Main: 9.52×1, Branch:6.35×3	Main: 9.52×1, Branch:6.35×2
	Gas		Main: 15.88×1, Branch:12.70×3	Main: 15.88×1, Branch:12.70×2
	Method		Flare	Flare

Note: Specifications are based on the following conditions.
- In case of connecting two indoor units(7 kW class).
- These are the measured values in the manufacturer`s anechoic chamber.
- Cooling: Indoor temp. of 27°CDB/19°CWB, outdoor temp. of 35°CDB/24°CWB Heating: Indoor temp. of 20°CDB/15°CWB, outdoor temp. of 7°CDB/6°CWB
  Pipe length: 5 m (Outdoor unit - Branch box), 3 m (Branch box - Indoor unit) Height difference : 0 m

Dimensions

(Unit : mm)

Outdoor Unit: AOYG45LBT8

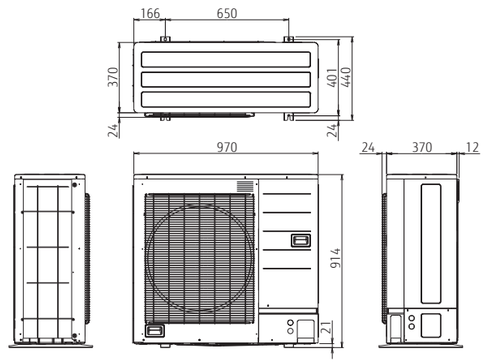

Branch Box : UTP-PY03A (3 branches type)

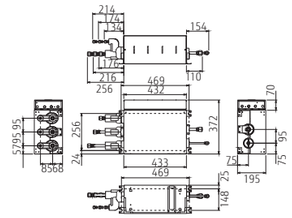

Branch Box : UTP-PY02A (2 branches type)

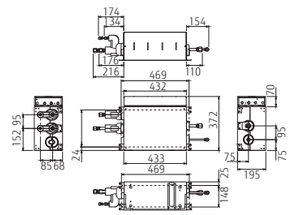

ALL DC

Supports various installation scenes from office to commercial space, inside the same room and multi connection of up to 3 indoor units.

Selection of indoor units according to the room shape and heat load, like number of people and lighting conditions.
Most comfortable air flow distribution can be realized.

Installation according to floor layout

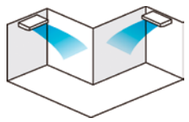

Installation according to lighting conditions

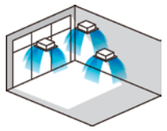

Design flexibility

Slim & Compact design
This model is much more compact than a conventional outdoor unit. Significant reduced height of the product supports installations in narrow spaces.

Current model

New 45/54 models

Flexible installation

Up to max. piping length of 50 m, max. height difference of 30 m can be supported. Multi type can be installed in large-size residence or buildings with multiple floors.

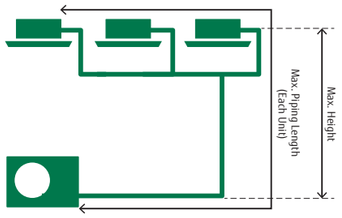

Max. Piping Length (Each Unit):
50 m
Max. Height:
30 m

New Indoor unit lineup

3 types 6 models indoor units are provided, so you can select them depending on your room size and conditions.

Compact Cassette

Slim Duct

Duct

Model: AOYG36KBTB / AOYG45KBTB / AOYG54KBTB

36

45/54

Specifications (Indoor units/Outdoor units)

Indoor Units Model No.				Compact Cassette		
				AUXG18KVLA	AUXG22KVLA	AUXG24KVLA
Power Source				Single-phase, ~230V, 50Hz		
Airflow Rate	Cooling	H/M/L/Q	m^3/h	680/580/490/410	830/740/600/450	930/830/600/450
	Heating	H/M/L/Q		800/680/580/450	860/760/700/530	930/850/700/530
Net Dimension H × W × D			mm	245x570x570	245x570x570	245x570x570
Weight			kg(lbs)	15 (33)	16 (35)	16 (35)
Cassette Grille				UTG-UFYF-W	UTG-UFYF-W	UTG-UFYF-W

Indoor Units Model No.				Duct		
				ARXG18KLLAP	ARXG22KMLA	ARXG24KMLA
Power Source				Single-phase, ~230V, 50Hz		
Airflow Rate	Cooling	H/M/L/Q	m^3/h	940/880/820/750	1,100/910/750/580	1,100/910/750/580
	Heating	H/M/L/Q		940/880/820/750	1,100/910/750/580	1,100/910/750/580
Net Dimension H × W × D			mm	198x900x620	270x1,135x700	270x1,135x700
Weight			kg(lbs)	20 (44)	35 (77)	35 (77)

Outdoor Units Model No.			AOYG36KBTB	AOYG45KBTB	AOYG54KBTB
Capacity	Cooling	kW	9.5	12.1	13.4
	Heating		10.8	13.5	15.5
Power Source			Single-phase, ~230V, 50Hz		
Pdesign	Cooling	kW	9.5	–	–
	Heating (-10°C)		8.7	–	–
SEER	Cooling	W/W	6.10	–	–
SCOP	Heating		4.00	–	–
Annual Energy Consumption	Cooling	kWh/a	545	–	–
	Heating		3,043	–	–
Energy Efficiency Class	Cooling		A++	–	–
	Heating		A+	–	–
Sound Pressure Level (High)	Cooling	dB(A)	55	57	57
	Heating		55	57	59
Sound Power Level (High)	Cooling		70	71	73
	Heating		70	71	73
Airflow Rate	Cooling / Heating	m^3/h	3,750/3,750	4,450/4,450	4,450/4,450
Net Dimension H × W × D		mm	788x940x320	998x940x320	998x940x320
Weight		kg(lbs)	52 (115)	67 (148)	67 (148)
Connection Pipe Diameter (Liquid / Gas)		mm	9.52/15.88	9.52/15.88	9.52/15.88
Max Pipe Length (Pre-Charge)		m	50 (30)	50 (30)	50 (30)
Height Difference			30	30	30
Operation Range	Cooling	°CDB	-15 to 46	-15 to 46	-15 to 46
	Heating		-15 to 24	-15 to 24	-15 to 24
Refrigerant	Type (Global Warming Potential)		R32 (675)	R32 (675)	R32 (675)
	Charge	kg(CO2eq-T)	1.90(1.283)	2.70(1.823)	2.70(1.823)
Separation tube			UTP-SX236A (Twin)	UTP-SX236A (Twin)	UTP-SX236A (Twin) UTP-SX354A (Triple)

• Different type and capacity indoor units cannot be connected.
• The above table is the value for connecting with cassette type.

Dimensions

(Unit : mm)

AOYG36KBTB

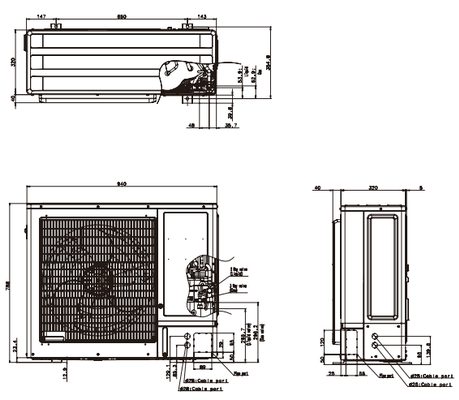

AOYG45KBTB / AOYG54KBTB

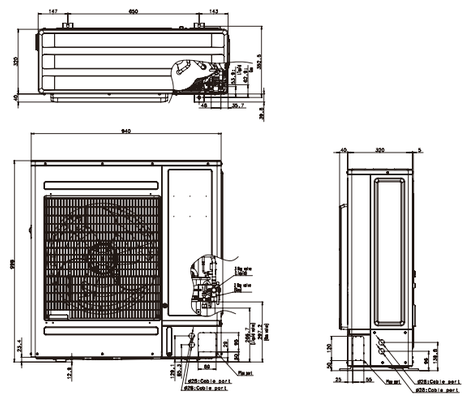

ALL DC

Supports various installation scenes from office to commercial space, inside the same room and multi connection of up to 3 indoor units.

Selection of indoor units according to the room shape and heat load, like number of people and lighting conditions.
Most comfortable air flow distribution can be realized.

Installation according to floor layout

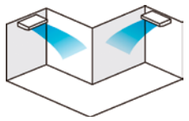

Installation according to lighting conditions

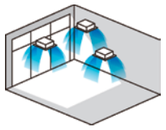

Installation according to layout and lighting conditions

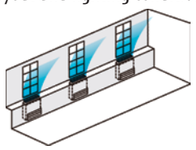

Simultaneous control

Max 16 indoor units are simultaneously controlled with a wired remote controller.

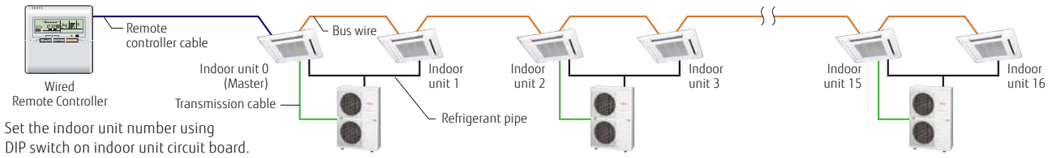

Set the indoor unit number using DIP switch on indoor unit circuit board.

Indoor unit lineup

4 types 9 models indoor units are provided, so you can select them depending on your room size and conditions.

Compact Cassette

Slim Duct

Duct

Floor/Ceiling Universal

Model : AOYG36LBTB / AOYG45LBTB / AOYG54LBTB
AOYG36LATT [3phase] / AOYG45LATT [3phase] / AOYG54LATT [3phase]

Specifications (Indoor units/Outdoor units)

Indoor Units Model No.				Compact Cassette		
				AUYG18LVLB	AUYG22LVLA	AUYG24LVLA
Power Source				Single-phase, ~230V, 50Hz		
Airflow Rate	Cooling	H/M/L/Q	m^3/h	750/610/520/410	930/830/600/450	930/830/600/450
	Heating	H/M/L/Q		800/710/600/450	930/860/700/530	930/830/600/450
Net Dimension H × W × D			mm	245×570×570	245×570×570	245×570×570
Weight			kg(lbs)	15 (33)	16 (35)	16 (35)
Cassette Grille				UTG-UFYD-W	UTG-UFYD-W	UTG-UFYD-W

Indoor Units Model No.				Duct			Floor/Ceiling Universal		
				ARYG18LLTB	ARYG22LMLA	ARYG24LMLA	ABYG18LVTB	ABYG22LVTA	ABYG24LVTA
Power Source				Single-phase, ~230V, 50Hz			Single-phase, ~230V, 50Hz		
Airflow Rate	Cooling	H/M/L/Q	m^3/h	940/880/820/750	1,100/910/750/580		780/700/560/500	980/820/680/540	
	Heating	H/M/L/Q		940/880/820/750	1,100/910/750/580		780/700/560/500	980/820/680/540	
Net Dimension H × W × D			mm	198 × 900 × 620	270 × 1,135 × 700		199 × 990 × 655	199 × 990 × 655	
Weight			kg(lbs)	23 (51)	38 (84)		27 (60)	27 (60)	

Outdoor Units Model No.			AOYG36LBTB	AOYG45LBTB	AOYG54LBTB	AOYG36LATT	AOYG45LATT	AOYG54LATT
Capacity	Cooling	kW	10.0	12.1	13.3	10.0	12.5	14.0
	Heating		11.2	14.0	15.0	11.2	14.0	16.0
Power Source			Single-phase, ~230V, 50Hz			3-phase, ~400V, 50Hz		
Pdesign	Cooling	kW	10.0	-	-	10.0	-	-
	Heating (-10°C)		10.0	-	-	10.0	-	-
SEER	Cooling	W/W	5.56	-	-	6.00	-	-
SCOP	Heating		3.90	-	-	4.00	-	-
Annual Energy Consumption	Cooling	kWh/a	629	-	-	583	-	-
	Heating		3,588	-	-	3,499	-	-
Energy Efficiency Class	Cooling		A	-	-	A+	-	-
	Heating		A	-	-	A+	-	-
Sound Pressure Level (High)	Cooling	dB(A)	52	54	55	51	54	55
Sound Power Level (High)	Heating		69	70	72	69	69	71
Airflow Rate	Cooling / Heating	m^3/h	6,200/6,200	6,750/6,200	6,850/6,750	6,200/6,200	6,750/6,200	6,900/6,900
Net Dimension H × W × D		mm	1,290×900×330	1,290×900×330	1,290×900×330	1,290×900×330	1,290×900×330	1,290×900×330
Weight		kg(lbs)	93(205)	93(205)	93(205)	104 (229)	104 (229)	104 (229)
Connection Pipe Diameter (Liquid / Gas)		mm	9.52/15.88	9.52/15.88	9.52/15.88	9.52/15.88	9.52/15.88	9.52/15.88
Max Pipe Length (Pre-Charge)		m	75(30)	75(30)	75(30)	75(30)	75(30)	75(30)
Height Difference			30	30	30	30	30	30
Operation Range	Cooling	°CDB	-15 to 46	-15 to 46	-15 to 46	-15 to 46	-15 to 46	-15 to 46
	Heating		-15 to 24	-15 to 24	-15 to 24	-15 to 24	-15 to 24	-15 to 24
Refrigerant	Type (Global Warming Potential)		R410A (2,088)	R410A (2,088)	R410A (2,088)	R410A (2,088)	R410A (2,088)	R410A (2,088)
	Charge	kg(CO2eq-T)	3.45 (7.2)	3.45 (7.2)	3.45 (7.2)	3.45 (7.2)	3.45 (7.2)	3.45 (7.2)
Separation tube			UTP-SX236A(Twin)	UTP-SX254A(Twin)	UTP-SX254A(Twin)/ UTP-SX354A(Triple)	UTP-SX236A (Twin)	UTP-SX254A (Twin)	UTP-SX254A (Twin) / UTP-SX354A (Triple)

*Different type and capacity indoor units cannot be connected.
*The above table is the value for connecting with cassette type.

Dimensions

(Unit : mm)

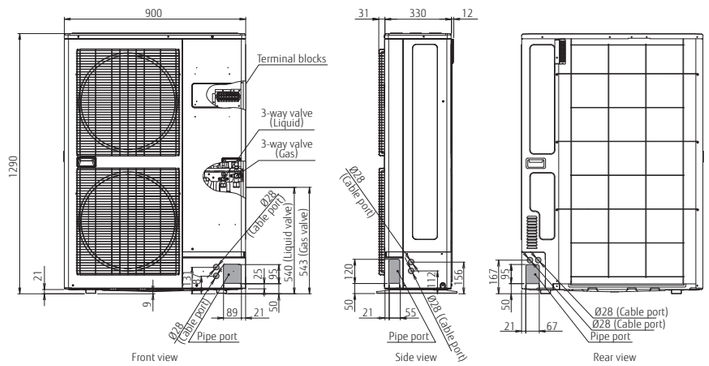

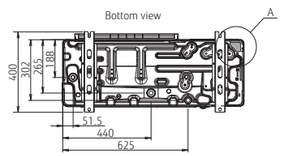

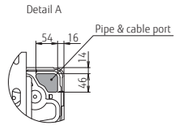

Simultaneous Multi

Twin/Triple/Double Twin

REFRIGERANT R410A

ALL DC

Support various applications from open plan offices to retail stores, with up to 4 indoor units.

Selection of indoor units according to the room shape and heat load, like number of people and lighting conditions. Most comfortable air flow distribution can be realized.

Installation according to floor layout

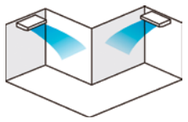

Installation according to lighting conditions

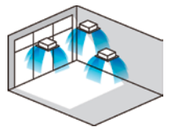

Installation according to layout and lighting conditions

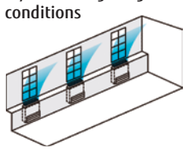

Installation according to large space

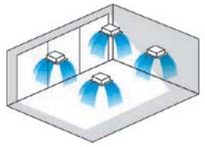

Simultaneous control

Max 16 indoor units are simultaneously controlled with a wired remote controller.

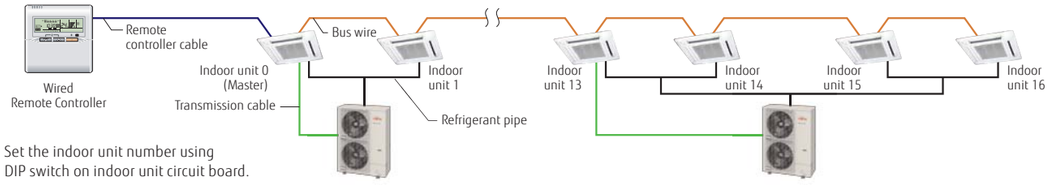

Set the indoor unit number using DIP switch on indoor unit circuit board.

*When using a wireless remote controller, the following functions cannot be used: Timer operation, Sleep Timer operation, 10℃ Heat operation

Indoor unit lineup

6 types 18 models indoor units are provided, so you can select them depending on your room size and conditions.

Compact Cassette

Cassette

Slim Duct

Duct

Floor/Ceiling Universal

Ceiling

REFRIGERANT R410A

Model: AOYG72LRLA [3phase] / AOYG90LRLA [3phase]

Specifications (Indoor units/Outdoor units)

Indoor Units Model No.				Compact Cassette, Cassette					
				AUYG18LVLB	AUYG22LVLA	AUYG24LVLA	AUYG30LRLE	AUYG36LRLE	AUYG45LRLA
Power Source				Single-phase, ~230V, 50Hz					
Airflow Rate	Cooling	H/M/L/Q	m^3/h	750/610/520/410	930/830/600/450	930/830/600/450	1,600/1,400/1,270/1,150	1,800/1,400/1,270/1,150	1,900/1,640/1,460/1,250
	Heating	H/M/L/Q		800/710/600/450	930/860/700/530	930/830/600/450	1,800/1,400/1,270/1,150	1,800/1,400/1,270/1,150	1,900/1,640/1,460/1,250
Net Dimension H × W × D			mm	245×570×570	245×570×570	245×570×570	288 × 840 × 840	288 × 840 × 840	288 × 840 × 840
Weight			kg(lbs)	15 (33)	16 (35)	16 (35)	26 (57)	26 (57)	26 (57)
Cassette Grille				UTG-UFYD-W			UTG-UGYA-W		

Indoor Units Model No.				Duct					
				ARYG18LLTB	ARYG22LMLA	ARYG24LMLA	ARYG30LMLE	ARYG36LMLE	ARYG45LMLA
Power Source				Single-phase, ~230V, 50Hz					
Airflow Rate	Cooling	H/M/L/Q	m^3/h	940/880/820/750	1,100/910/750/580	1,100/910/750/580	1,900/1,620/1,270/980	1,900/1,620/1,270/980	2,100/1,750/1,350/1,070
	Heating	H/M/L/Q		940/880/820/750	1,100/910/750/580	1,100/910/750/580	2,100/1,620/1,270/980	2,100/1,620/1,270/980	2,100/1,750/1,350/1,070
Net Dimension H × W × D			mm	198 × 900 × 620	270 × 1135 × 700	270 × 1135 × 700	270 × 1135 × 700	270 × 1135 × 700	270 × 1135 × 700
Weight			kg(lbs)	23 (51)	38 (84)	38 (84)	40 (88)	40 (88)	40 (88)

Indoor Units Model No.				Floor/Ceiling, Ceiling					
				ABYG18LVTB	ABYG22LVTA	ABYG24LVTA	ABYG30LRTE	ABYG36LRTE	ABYG45LRTA
Power Source				Single-phase, ~230V, 50Hz					
Airflow Rate	Cooling	H/M/L/Q	m^3/h	780/700/560/500	980/820/680/540	980/820/680/540	1,660/1,500/1,200/1,000	1,900/1,500/1,200/1,000	2,100/1,700/1,400/1,100
	Heating	H/M/L/Q		780/700/560/500	980/820/680/540	980/820/680/540	1,660/1,500/1,200/1,000	1,900/1,500/1,200/1,000	2,100/1,700/1,400/1,100
Net Dimension H × W × D			mm	199 × 990 × 655	199 × 990 × 655	199 × 990 × 655	240 × 1660 × 700	240 × 1660 × 700	240 × 1660 × 700
Weight			kg(lbs)	27 (60)	27 (60)	27 (60)	46 (101)	46 (101)	46 (101)

Outdoor Units Model No.			AOYG72LRLA	AOYG90LRLA
Capacity	Cooling	kW	19.0	22.0
	Heating		22.4	27.0
Power Source			3-phase, ~400V, 50Hz	
Sound Pressure Level (High)	Cooling	dB(A)	55	55
Airflow Rate	Cooling / Heating	m^3/h	8,400/8,400	8,400/9,000
Net Dimension H × W × D		mm	1,428×1,080×480	1,428×1,080×480
Weight		kg(lbs)	163 (359)	172 (378)
Connection Pipe Diameter (Liquid / Gas)		mm	12.7/25.4	12.7/25.4
Max Pipe Length (Pre-Charge)		m	100 (30)	100 (30)
Height Difference			30	30
Operation Range	Cooling	*CDB	–15 to 46	–15 to 46
	Heating		–20 to 24	–20 to 24
Refrigerant	Type (Global Warming Potential)		R410A (2,088)	R410A (2,088)
	Charge	kg(CO2eq-T)	5.6 (11.7)	7.1 (14.8)

• Different type and capacity indoor units cannot be connected.
• The above table is the value for connecting with cassette type.

*: That specification is not fixed yet.

Dimensions

(Unit : mm)

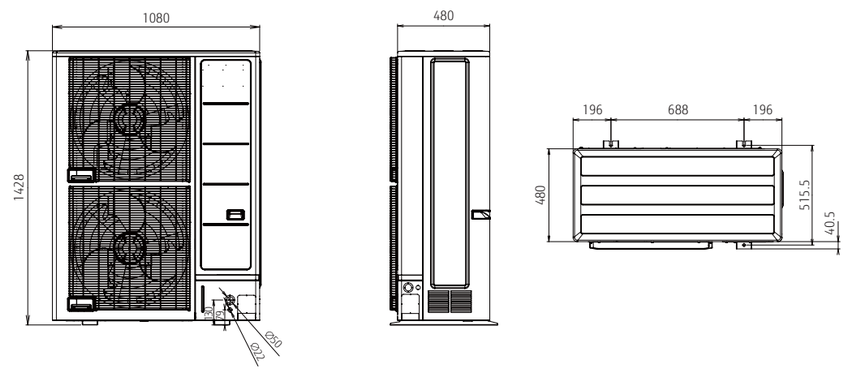

New 2 Rooms Multi
Indoor Units Specifications

Wall mounted

Model No.	Indoor unit			ASYG07KGTB	ASYG09KGTB	ASYG12KGTB	ASYG14KGTB
kW Class			kW	2.0	2.5	3.5	4.0
Power Source				Single-phase, ~230V, 50Hz			
Sound Pressure Level	Cooling	H/M/L/Q	dB(A)	38/33/29/21	40/34/29/21	40/35/30/21	43/36/30/21
	Heating			41/35/31/22	42/36/31/22	42/38/33/22	44/39/33/24
Sound Power Level	Cooling	H	dB(A)	54	55	55	57
	Heating			56	57	58	59
Airflow Rate	Cooling	H/M/L/Q	m^3/h	650/540/430/270	700/560/430/270	700/560/430/250	770/600/450/280
	Heating			720/580/460/330	750/610/470/330	770/640/520/330	800/660/520/340
Net Dimensions			mm	270x834x215	270x834x215	270x834x215	270x834x215
Weight			kg(lbs)	10 (22)	10 (22)	10 (22)	10 (22)
Connection Pipe Diameter		Liquid/Gas	mm	6.35/9.52	6.35/9.52	6.35/9.52	6.35/9.52

Wall mounted

Model No.	Indoor unit			ASYG07KMTB	ASYG09KMTB	ASYG12KMTB	ASYG14KMTB
kW Class			kW	2.0	2.5	3.5	4.0
Power Source				Single-phase, ~230V, 50Hz			
Sound Pressure Level	Cooling	H/M/L/Q	dB(A)	38/33/29/21	40/34/29/21	40/35/30/21	43/36/30/21
	Heating			41/35/31/22	42/36/31/22	42/38/33/22	44/39/33/24
Sound Power Level	Cooling	H	dB(A)	54	55	55	57
	Heating			56	57	58	59
Airflow Rate	Cooling	H/M/L/Q	m^3/h	650/540/430/270	700/560/430/270	700/560/430/270	770/600/450/280
	Heating			720/580/460/330	750/610/470/330	770/640/520/330	800/660/520/340
Net Dimensions			mm	270x834x222	270x834x222	270x834x222	270x834x222
Weight			kg(lbs)	10 (22)	10 (22)	10 (22)	10 (22)
Connection Pipe Diameter		Liquid/Gas	mm	6.35/9.52	6.35/9.52	6.35/9.52	6.35/9.52

Compact cassette Grid type

Model No.	Indoor unit			AUXG07KVLA	AUXG09KVLA	AUXG12KVLA	AUXG14KVLA
kW Class			kW	2.0	2.5	3.5	4.0
Power Source				Single-phase, ~230V, 50Hz			
Sound Pressure Level	Cooling	H/M/L/Q	dB(A)	33/31/29/27	33/31/29/27	37/34/31/28	38/35/32/29
	Heating			34/32/29/27	34/32/29/27	37/34/31/29	43/38/34/30
Sound Power Level	Cooling	H	dB(A)	46	46	49	50
	Heating			47	47	49	55
Airflow Rate	Cooling	H/M/L/Q	m^3/h	540/490/440/390	540/490/440/390	610/530/470/410	680/580/490/410
	Heating			540/490/440/390	540/490/440/390	610/530/470/410	790/680/580/450
Net Dimensions			mm	245x570x570	245x570x570	245x570x570	245x570x570
Weight			kg(lbs)	15 (33)	15 (33)	15 (33)	15 (33)
Panel				UTG-UFYF-W	UTG-UFYF-W	UTG-UFYF-W	UTG-UFYF-W
Connection Pipe Diameter		Liquid/Gas	mm	6.35/9.52	6.35/9.52	6.35/9.52	6.35/9.52

Mini duct

Model No.	Indoor unit			ARXG07KSLAP	ARXG09KSLAP	ARXG12KSLAP	ARXG14KSLAP
kW Class			kW	2.0	2.5	3.5	4.0
Power Source				Single-phase, ~230V, 50Hz			
Sound Pressure Level	Cooling	H/M/L/Q	dB(A)	29/26/24/23	29/26/24/23	31/27/25/23	35/30/27/23
	Heating			29/26/24/23	29/26/24/23	31/27/25/23	35/30/27/23
Sound Power Level	Cooling	H	dB(A)	52	54	55	60
	Heating			53	56	57	62
Airflow Rate	Cooling	H/M/L/Q	m^3/h	550/440/390/360	600/450/400/360	650/490/430/360	800/640/530/360
	Heating			550/440/390/360	600/450/400/360	650/490/430/360	800/640/530/360
Net Dimensions			mm	198x700x450	198x700x450	198x700x450	198x700x450
Weight			kg(lbs)	15.5 (34)	15.5 (34)	15.5 (34)	15.5 (34)
Connection Pipe Diameter		Liquid/Gas	mm	6.35/9.52	6.35/9.52	6.35/9.52	6.35/9.52
External static pressure			Pa	0 to 30	0 to 30	0 to 30	0 to 50
Drain pump				Standard			

Slim duct

Model No.	Indoor unit			ARXG07KLLAP	ARXG09KLLAP	ARXG12KLLAP	ARXG14KLLAP
kW Class			kW	2.0	2.5	3.5	4.0
Power Source				Single-phase, ~230V, 50Hz			
Sound Pressure Level	Cooling	H/M/L/Q	dB(A)	28/26/25/24	28/27/26/25	29/28/27/26	32/30/28/26
	Heating			28/26/25/24	28/26/25/24	29/28/27/24	32/30/28/25
Sound Power Level	Cooling	H	dB(A)	57	57	58	60
	Heating			57	57	58	60
Airflow Rate	Cooling	H/M/L/Q	m^3/h	550/490/470/440	600/550/500/450	650/600/550/480	800/700/600/480
	Heating			550/490/470/440	600/550/500/450	650/600/550/480	800/700/600/480
Net Dimensions			mm	198x700x620	198x700x620	198x700x620	198x700x620
Weight			kg(lbs)	16 (35)	17 (37)	17 (37)	17 (37)
Connection Pipe Diameter		Liquid/Gas	mm	6.35/9.52	6.35/9.52	6.35/9.52	6.35/9.52
External static pressure			Pa	0 to 90	0 to 90	0 to 90	0 to 90
Drain pump				Standard			

REFRIGERANT R410A

2 - 8 Rooms Multi Indoor Units Specifications

Compact wall mounted

Model No.	Indoor unit			ASYG07LUCA	ASYG09LUCA	ASYG12LUCA	ASYG14LUCA
kW Class			kW	2.0	2.5	3.5	4.0
Power Source				Single-phase, ~230V, 50Hz			
Sound Pressure Level	Cooling	H/M/L/Q	dB(A)	35/30/28/21	36/32/28/21	37/34/31/21	41/36/33/25
	Heating			35/30/28/21	36/32/28/21	37/34/31/21	41/36/34/27
Sound Power Level	Cooling	H	dB(A)	53	54	55	59
	Heating			53	54	55	59
Airflow Rate	Cooling	H/M/L/Q	m^3/h	570/520/470/330	600/550/470/330	660/600/530/330	710/640/570/390
	Heating			570/520/470/330	600/550/470/330	660/600/530/330	710/640/590/430
Net Dimensions			mm	282×870×185	282×870×185	282×870×185	282×870×185
Weight			kg(lbs)	9.5 (21)	9.5 (21)	9.5 (21)	9.5 (21)
Connection Pipe Diameter		Liquid/Gas	mm	6.35/9.52	6.35/9.52	6.35/9.52	6.35/12.70

Wall mounted

Model No.	Indoor unit			ASYG18LFCA	ASYG24LFCC
kW Class			kW	5.0	7.0
Power Source				Single-phase, ~230V, 50Hz	
Sound Pressure Level	Cooling	H/M/L/Q	dB(A)	43/37/33/26	49/42/37/33
	Heating			42/37/33/25	48/42/37/33
Sound Power Level	Cooling	H	dB(A)	58	64
	Heating			58	64
Airflow Rate	Cooling	H/M/L/Q	m^3/h	900/740/620/550	1,120/900/740/620
	Heating			900/740/620/550	1,100/900/740/620
Net Dimensions			mm	320×998×238	320×998×238
Weight			kg(lbs)	14 (30.8)	14 (30.8)
Connection Pipe Diameter		Liquid/Gas	mm	6.35/12.70	6.35/15.88

Compact wall mounted

Model No.	Indoor unit			ASYG07LMCE	ASYG09LMCE	ASYG12LMCE	ASYG14LMCE
kW Class			kW	2.0	2.5	3.5	4.0
Power Source				Single-phase, ~230V, 50Hz			
Sound Pressure Level	Cooling	H/M/L/Q	dB(A)	36/32/29/21	37/33/29/21	40/36/30/21	42/38/33/25
	Heating			36/32/29/22	37/33/29/22	40/36/31/22	42/38/35/27
Sound Power Level	Cooling	H	dB(A)	51	52	54	56
	Heating			51	52	55	57
Airflow Rate	Cooling	H/M/L/Q	m^3/h	560/500/430/310	600/520/430/310	660/560/450/310	730/600/530/360
	Heating			560/500/430/330	600/520/430/330	660/560/470/330	730/615/560/375
Net Dimensions			mm	270×870×204	270×870×204	270×870×204	270×870×204
Weight			kg(lbs)	8.5 (18.7)	8.5 (18.7)	8.5 (18.7)	8.5 (18.7)
Connection Pipe Diameter		Liquid/Gas	mm	6.35/9.52	6.35/9.52	6.35/9.52	6.35/12.70

Floor

Model No.	Indoor unit			AGYG09LVCA	AGYG12LVCA	AGYG14LVCA
kW Class			kW	2.5	3.5	4.0
Power Source				Single-phase, ~230V, 50Hz		
Sound Pressure Level	Cooling	H/M/L/Q	dB(A)	39/34/28/22	42/36/30/22	44/38/31/22
	Heating			39/35/30/22	42/38/32/22	44/39/33/22
Sound Power Level	Cooling	H	dB(A)	52	55	56
	Heating			52	55	56
Airflow Rate	Cooling	H/M/L/Q	m^3/h	530/440/360/270	600/490/380/270	650/520/400/270
	Heating			530/460/380/270	600/510/410/270	650/540/430/270
Net Dimensions			mm	600×740×200	600×740×200	600×740×200
Weight			kg(lbs)	14 (30.7)	14 (30.7)	14 (30.7)
Connection Pipe Diameter		Liquid/Gas	mm	6.35/9.52	6.35/9.52	6.35/12.70

Floor ceiling

Model No.	Indoor unit			ABYG14LVTA	ABYG18LVTB
kW Class			kW	4.0	5.0
Power Source				Single-phase, ~230V, 50Hz	
Sound Pressure Level	Cooling	H/M/L/Q	dB(A)	36/34/33/29 (Under ceiling) 39/37/36/32 (Floor console)	41/38/34/32 (Under ceiling) 44/41/37/35 (Floor console)
	Heating			36/34/33/29 (Under ceiling) 39/37/36/32 (Floor console)	41/38/34/32 (Under ceiling) 44/41/37/35 (Floor console)
Sound Power Level	Cooling	H	dB(A)	51	55
	Heating			51	55
Airflow Rate	Cooling	H/M/L/Q	m^3/h	640/590/540/480	780/700/560/500
	Heating			640/590/540/480	780/700/560/500
Net Dimensions			mm	199×990×655	199×990×655
Weight			kg(lbs)	27 (60)	27 (60)
Connection Pipe Diameter		Liquid/Gas	mm	6.35/12.70	6.35/12.70

Compact cassette

Model No.	Indoor unit			AUYG07LVLA	AUYG09LVLA	AUYG12LVLB	AUYG14LVLB	AUYG18LVLB
kW Class			kW	2.0	2.5	3.5	4.0	5.0
Power Source				Single-phase, ~230V, 50Hz				
Sound Pressure Level	Cooling	H/M/L/Q	dB(A)	33/31/29/27	33/31/29/27	37/33/31/28	40/35/32/29	42/37/33/29
	Heating			34/32/29/27	34/32/29/27	37/33/31/28	40/37/34/29	44/40/37/30
Sound Power Level	Cooling	H	dB(A)	46	46	49	52	54
	Heating			47	47	49	52	56
Airflow Rate	Cooling	H/M/L/Q	m^3/h	540/490/440/390	540/490/440/390	610/530/470/410	680/580/490/410	750/610/520/410
	Heating			540/490/440/390	540/490/440/390	610/530/470/410	700/620/550/430	800/710/600/450
Net Dimensions			mm	245×570×570	245×570×570	245×570×570	245×570×570	245×570×570
Weight			kg(lbs)	15(33.1)	15 (33.1)	15 (33.1)	15 (33.1)	15 (33.1)
Panel				UTG-UFYD-W				
Connection Pipe Diameter		Liquid/Gas	mm	6.35/9.52	6.35/9.52	6.35/9.52	6.35/12.70	6.35/12.70

Mini duct



Model No.	Indoor unit			ARYG07LSLAP	ARYG09LSLAP	ARYG12LSLAP	ARYG14LSLAP	ARYG18LSLAP
kW Class			kW	2.0	2.5	3.5	4.0	5.0
Power Source				Single-phase, ~230V, 50Hz				
Sound Pressure Level	Cooling	H/M/L/Q	dB(A)	29/26/24/23	29/26/24/23	31/27/25/23	35/30/27/23	33/29/26/23
	Heating			29/26/24/23	29/26/24/23	31/27/25/23	35/30/27/23	33/29/26/23
Sound Power Level	Cooling	H	dB(A)	52	54	55	60	58
	Heating			53	56	57	62	59
Airflow Rate	Cooling	H/M/L/Q	m^3/h	550/440/390/360	600/450/400/360	650/490/430/360	800/640/530/360	940/750/540/480
	Heating			550/440/390/360	600/450/400/360	650/490/430/360	800/640/530/360	940/750/540/480
Net Dimensions			mm	198×700×450	198×700×450	198×700×450	198×700×450	198×900×450
Weight			kg(lbs)	15.5 (34.1)				18.5 (40.7)
Connection Pipe Diameter		Liquid/Gas	mm	6.35/9.52			6.35/12.70	
External static pressure			Pa	0 to 30			0 to 50	
Drain pump				Standard				

Slim duct

Model No.	Indoor unit			ARYG07LLTA	ARYG09LLTA	ARYG12LLTB	ARYG14LLTB	ARYG18LLTB
kW Class			kW	2.0	2.5	3.5	4.0	5.0
Power Source				Single-phase, ~230V, 50Hz				
Sound Pressure Level	Cooling	H/M/L/Q	dB(A)	28/26/25/24	28/27/26/25	29/28/27/26	32/30/28/26	32/31/30/29
	Heating			28/26/25/24	28/26/25/24	29/28/27/24	33/30/28/25	33/32/31/29
Sound Power Level	Cooling	H	dB(A)	57	57	58	60	58
	Heating			57	57	58	61	59
Airflow Rate	Cooling	H/M/L/Q	m^3/h	550/490/470/440	600/550/500/450	650/600/550/480	800/700/600/480	940/880/820/750
	Heating			550/490/470/440	600/550/500/450	650/600/550/480	800/700/600/480	940/880/820/750
Net Dimensions			mm	198×700×620	198×700×620	198×700×620	198×700×620	198×900×620
Weight			kg(lbs)	17 (37.5)	19 (41.8)	19 (41.8)	19 (41.8)	23 (50.6)
Connection Pipe Diameter		Liquid/Gas	mm	6.35/9.52	6.35/9.52	6.35/9.52	6.35/12.7	6.35/12.70
External static pressure			Pa	0 to 90				
Drain pump				Standard				

2 Rooms Multi Combination Table-Cooling/Heating

REFRIGERANT R32

2 Rooms Multi cooling

AOYG14KBTA2	Combination of Indoor Unit		COOLING OPERATION							
			Cooling Capacity			Input Power (min-max)	EER	Seasonal Data		
			Room 1	Room 2	Total Capacity (min-max)			Pdesign	SEER	Energy efficiency class
			kW	kW	kW	kW		kW		
2 Room	7	7	2.00	2.00	4.00(1.4-4.6)	0.97(0.25 - 1.20)	4.12	4.0	8.7	A+++
	7	9	1.75	2.25	4.00(1.4-4.6)	0.97(0.25 - 1.20)	4.12	4.0	8.7	A+++
	7	12	1.47	2.53	4.00(1.4-4.6)	0.97(0.25 - 1.20)	4.12	4.0	8.7	A+++
	9	9	2.00	2.00	4.00(1.4-4.6)	0.97(0.25 - 1.20)	4.12	4.0	8.7	A+++
	9	12	1.71	2.29	4.00(1.4-4.6)	0.97(0.25 - 1.20)	4.12	4.0	8.7	A+++

Note: •7:7000Btu/h / 9:9000Btu/h / 12:12000Btu/h models
•The above is the value for connecting with Wall Mounted [KG] type.
•2 or more indoor units should be connected.
•Cooling capacity is based on 27°CDB/19°CWB (indoor temperature), 35°CDB (outdoor temperature).
•Pipe Length: 5 m, Height difference: 0 m (Outdoor unit to Indoor unit)
•The Total ability of connected indoor unit is up to 21000Btu from 14000Btu.

AOYG18KBTA2	Combination of Indoor Unit		COOLING OPERATION							
			Cooling Capacity			Input Power (min-max)	EER	Seasonal Data		
			Room 1	Room 2	Total Capacity (min-max)			Pdesign	SEER	Energy efficiency class
			kW	kW	kW	kW		kW		
2 Room	7	7	2.00	2.00	4.00(1.7-5.0)	0.92(0.25 - 1.23)	4.35	4.0	8.8	A+++
	7	9	2.00	2.50	4.50(1.7-5.7)	1.07(0.25- 1.45)	4.22	4.5	8.7	A+++
	7	12	1.84	3.16	5.00(1.7-5.8)	1.24(0.25 - 1.55)	4.03	5.0	8.6	A+++
	7	14	1.67	3.33	5.00(1.7-5.8)	1.24(0.25 - 1.55)	4.03	5.0	8.6	A+++
	9	9	2.50	2.50	5.00(1.7-5.8)	1.24(0.25 - 1.55)	4.03	5.0	8.6	A+++
	9	12	2.14	2.86	5.00(1.7-5.8)	1.24(0.25 - 1.55)	4.03	5.0	8.6	A+++
	9	14	1.96	3.04	5.00(1.7-5.8)	1.24(0.25 - 1.55)	4.03	5.0	8.6	A+++
	12	12	2.50	2.50	5.00(1.7-5.8)	1.24(0.25 - 1.55)	4.03	5.0	8.6	A+++
	12	14	2.31	2.69	5.00(1.7-5.8)	1.24(0.25 - 1.55)	4.03	5.0	8.6	A+++

Note: •7:7000Btu/h / 9:9000Btu/h / 12:12000Btu/h / 14:14000Btu/h models
•The above is the value for connecting with Wall Mounted [KG] type.
•2 or more indoor units should be connected.
•Cooling capacity is based on 27°CDB/19°CWB (indoor temperature), 35°CDB (outdoor temperature).
•Pipe Length: 5 m, Height difference: 0 m (Outdoor unit to Indoor unit)
•The Total ability of connected indoor unit is up to 26000Btu from 14000Btu.

2 Rooms Multi heating

AOYG14KBTA2	Combination of Indoor Unit		HEATING OPERATION							
			Heating Capacity			Input Power (min-max)	COP	Seasonal Data		
			Room 1	Room 2	Total Capacity (min-max)			Pdesign	SCOP	Energy efficiency class
			kW	kW	kW	kW		kW		
2 Room	7	7	2.20	2.20	4.40(1.1-5.5)	0.95(0.25 - 1.65)	4.63	3.5	4.7	A++
	7	9	1.92	2.48	4.40(1.1-5.5)	0.95(0.25 - 1.65)	4.63	3.5	4.7	A++
	7	12	1.62	2.78	4.40(1.1-5.5)	0.95(0.25 - 1.65)	4.63	3.5	4.7	A++
	9	9	2.20	2.20	4.40(1.1-5.5)	0.95(0.25 - 1.65)	4.63	3.5	4.7	A++
	9	12	1.89	2.51	4.40(1.1-5.5)	0.95(0.25 - 1.65)	4.63	3.5	4.7	A++

Note: •7:7000Btu/h / 9:9000Btu/h / 12:12000Btu/h models
•The above is the value for connecting with Wall Mounted [KG] type.
•2 or more indoor units should be connected.
•Heating capacity is based on 20°CDB (indoor temperature), 7°CDB/6°CWB (outdoor temperature).
•Pipe Length: 5 m, Height difference: 0 m (Outdoor unit to Indoor unit)
•The Total ability of connected indoor unit is up to 21000Btu from 14000Btu.

AOYG18KBTA2	Combination of Indoor Unit		HEATING OPERATION							
			Heating Capacity			Input Power (min-max)	COP	Seasonal Data		
			Room 1	Room 2	Total Capacity (min-max)			Pdesign	SCOP	Energy efficiency class
			kW	kW	kW	kW		kW		
2 Room	7	7	2.40	2.40	4.80(1.7-5.6)	0.99(0.25 - 1.35)	4.85	3.8	4.7	A++
	7	9	2.40	3.00	5.40(1.7-6.4)	1.15(0.25 - 1.60)	4.70	4.0	4.7	A++
	7	12	2.06	3.54	5.60(1.7-7.0)	1.22(0.25 - 1.80)	4.59	4.2	4.7	A++
	7	14	1.87	3.73	5.60(1.7-7.0)	1.22(0.25 - 1.80)	4.59	4.2	4.7	A++
	9	9	2.80	2.80	5.60(1.7-7.0)	1.22(0.25 - 1.80)	4.59	4.2	4.7	A++
	9	12	2.40	3.20	5.60(1.7-7.0)	1.22(0.25 - 1.80)	4.59	4.2	4.7	A++
	9	14	2.19	3.41	5.60(1.7-7.0)	1.22(0.25 - 1.80)	4.59	4.2	4.7	A++
	12	12	2.80	2.80	5.60(1.7-7.0)	1.22(0.25 - 1.80)	4.59	4.2	4.7	A++
	12	14	2.58	3.02	5.60(1.7-7.0)	1.22(0.25 - 1.80)	4.59	4.2	4.7	A++

Note: •7:7000Btu/h / 9:9000Btu/h / 12:12000Btu/h / 14:14000Btu/h models
•The above is the value for connecting with Wall Mounted [KG] type.
•2 or more indoor units should be connected.
•Heating capacity is based on 20°CDB (indoor temperature), 7°CDB/6°CWB (outdoor temperature).
•Pipe Length: 5 m, Height difference: 0 m (Outdoor unit to Indoor unit)
•The Total ability of connected indoor unit is up to 26000Btu from 14000Btu.

REFRIGERANT R410A

2 Rooms Multi cooling

AOYG14LAC2	Combination of Indoor Unit		COOLING OPERATION							
			Cooling Capacity			Input Power (min-max)	EER	Seasonal Data		
			Room 1	Room 2	Total Capacity (min-max)			Pdesign	SEER	Energy efficiency class
			kW	kW	kW	kW		kW		
2 Room	7	7	2.00	2.00	4.00 (1.4 - 4.4)	1.09 (0.35 - 1.40)	3.67	4.0	6.7	A++
	7	9	1.95	2.05	4.00 (1.4 - 4.4)	1.09 (0.35 - 1.40)	3.67	4.0	6.6	A++
	7	12	1.65	2.35	4.00 (1.4 - 4.6)	1.05 (0.35 - 1.47)	3.81	4.0	6.5	A++
	9	9	2.00	2.00	4.00 (1.4 - 4.5)	1.09 (0.35 - 1.43)	3.67	4.0	6.6	A++
	9	12	1.70	2.30	4.00 (1.4 - 4.7)	1.05 (0.35 - 1.47)	3.81	4.0	6.5	A++

Note: •7:7000Btu/h / 9:9000Btu/h / 12:12000Btu/h models
•The above is the value for connecting with Wall Mounted type.
•2 or more indoor units should be connected.
•Cooling capacity is based on 27°CDB/19°CWB (indoor temperature), 35°CDB (outdoor temperature).
•Pipe Length: 5 m, Height difference: 0 m (Outdoor unit to Indoor unit)
•The Total ability of connected indoor unit is up to 21000Btu from 14000Btu.

AOYG18LAC2	Combination of Indoor Unit		COOLING OPERATION							
			Cooling Capacity			Input Power (min-max)	EER	Seasonal Data		
			Room 1	Room 2	Total Capacity (min-max)			Pdesign	SEER	Energy efficiency class
			kW	kW	kW	kW		kW		
2 Room	7	7	2.10	2.10	4.20 (1.7 - 5.2)	1.24 (0.35 - 1.68)	3.39	4.2	7.0	A++
	7	9	2.10	2.50	4.60 (1.7 - 5.3)	1.26 (0.35 - 1.79)	3.65	4.6	6.8	A++
	7	12	1.90	3.10	5.00 (1.7 - 5.6)	1.55 (0.35 - 1.95)	3.23	5.0	6.5	A++
	7	14	1.80	3.20	5.00 (1.8 - 5.7)	1.55 (0.40 - 1.99)	3.23	5.0	6.5	A++
	9	9	2.50	2.50	5.00 (1.7 - 5.6)	1.56 (0.35 - 1.95)	3.21	5.0	6.6	A++
	9	12	2.10	2.90	5.00 (1.7 - 5.7)	1.55 (0.35 - 1.95)	3.23	5.0	6.5	A++
	9	14	2.00	3.00	5.00 (1.8 - 5.8)	1.55 (0.40 - 1.99)	3.23	5.0	6.4	A++
	12	12	2.50	2.50	5.00 (1.7 - 5.8)	1.56 (0.35 - 1.99)	3.21	5.0	6.4	A++

Note: •7:7000Btu/h / 9:9000Btu/h / 12:12000Btu/h / 14:14000Btu/h models
•The above is the value for connecting with Wall Mounted type.
•2 or more indoor units should be connected.
•Cooling capacity is based on 27°CDB/19°CWB (indoor temperature), 35°CDB (outdoor temperature).
•Pipe Length: 5 m, Height difference: 0 m (Outdoor unit to Indoor unit)
•The Total ability of connected indoor unit is up to 24000Btu from 14000Btu.
•Where "14" means "wall mounted type" only models. Other types of indoor units cannot be connected.

2 Rooms Multi heating

AOYG14LAC2	Combination of Indoor Unit		HEATING OPERATION							
			Heating Capacity			Input Power (min-max)	COP	Seasonal Data		
			Room 1	Room 2	Total Capacity (min-max)			Pdesign	SCOP	Energy efficiency class
			kW	kW	kW	kW		kW		
2 Room	7	7	2.20	2.20	4.40 (1.1 - 5.4)	1.03 (0.25 - 1.78)	4.27	3.8	4.1	A+
	7	9	2.15	2.25	4.40 (1.1 - 5.4)	1.03 (0.25 - 1.78)	4.27	3.8	4.1	A+
	7	12	1.95	2.45	4.40 (1.1 - 5.5)	1.02 (0.25 - 1.76)	4.31	3.8	4.0	A+
	9	9	2.20	2.20	4.40 (1.1 - 5.4)	1.03 (0.25 - 1.78)	4.27	3.8	4.0	A+
	9	12	2.00	2.40	4.40 (1.1 - 5.5)	1.02 (0.25 - 1.76)	4.31	3.8	4.0	A+

Note: •7:7000Btu/h / 9:9000Btu/h / 12:12000Btu/h models
•The above is the value for connecting with Wall Mounted type.
•2 or more indoor units should be connected.
•Heating capacity is based on 20°CDB (indoor temperature), 7°CDB/6°CWB (outdoor temperature).
•Pipe Length: 5 m, Height difference: 0 m (Outdoor unit to Indoor unit)
•The Total ability of connected indoor unit is up to 21000Btu from 14000Btu.

AOYG18LAC2	Combination of Indoor Unit		HEATING OPERATION							
			Heating Capacity			Input Power (min-max)	COP	Seasonal Data		
			Room 1	Room 2	Total Capacity (min-max)			Pdesign	SCOP	Energy efficiency class
			kW	kW	kW	kW		kW		
2 Room	7	7	2.70	2.70	5.40 (1.8 - 6.0)	1.24 (0.50 - 1.61)	4.37	3.8	4.1	A+
	7	9	2.50	3.00	5.50 (1.8 - 6.0)	1.36 (0.50 - 1.87)	4.04	4.0	4.1	A+
	7	12	2.30	3.30	5.60 (1.8 - 6.1)	1.38 (0.50 - 1.88)	4.06	4.2	4.0	A+
	7	14	2.25	3.35	5.60 (1.9 - 6.2)	1.35 (0.55 - 1.86)	4.15	4.2	4.0	A+
	9	9	2.80	2.80	5.60 (1.8 - 6.1)	1.41 (0.50 - 1.90)	3.97	4.2	4.1	A+
	9	12	2.45	3.15	5.60 (1.8 - 6.2)	1.38 (0.50 - 1.88)	4.07	4.2	4.0	A+
	9	14	2.35	3.25	5.60 (1.9 - 6.3)	1.35 (0.55 - 1.86)	4.15	4.2	4.0	A+
	12	12	2.80	2.80	5.60 (1.8 - 6.3)	1.34 (0.50 - 1.84)	4.18	4.2	4.0	A+

Note: •7:7000Btu/h / 9:9000Btu/h / 12:12000Btu/h / 14:14000Btu/h models
•The above is the value for connecting with Wall Mounted type.
•2 or more indoor units should be connected.
•Heating capacity is based on 20°CDB (indoor temperature), 7°CDB/6°CWB (outdoor temperature).
•Pipe Length: 5 m, Height difference: 0 m (Outdoor unit to Indoor unit)
•The Total ability of connected indoor unit is up to 24000Btu from 14000Btu.
•Where "14" means "wall mounted type" only models. Other types of indoor units cannot be connected.

REFRIGERANT R410A

3 Rooms Multi Combination Table-Cooling/Heating

3 Rooms Multi cooling

AOYG18LAT3	Combination of Indoor Unit			COOLING OPERATION								
				Cooling Capacity				Input Power (min-max)	EER	Seasonal Data		
				Room 1	Room 2	Room 3	Total Capacity (min-max)			Pdesign	SEER	Energy efficiency
				kW	kW	kW	kW	kW		kW		
2 Room	7	7	-	2.30	2.30	-	4.60 (1.8 - 5.0)	1.22 (0.50 - 1.43)	3.77	4.6	6.3	A++
	7	9	-	2.30	2.70	-	5.00 (1.8 - 5.7)	1.35 (0.50 - 1.81)	3.70	5.0	6.2	A++
	7	12	-	1.98	3.02	-	5.00 (1.8 - 6.1)	1.34 (0.50 - 2.06)	3.73	5.0	6.2	A++
	7	14	-	1.88	3.42	-	5.30 (1.8 - 6.6)	1.34 (0.50 - 2.06)	3.96	5.3	6.1	A++
	9	9	-	2.50	2.50	-	5.00 (1.8 - 6.2)	1.35 (0.50 - 2.06)	3.70	5.0	6.2	A++
	9	12	-	2.18	2.82	-	5.00 (1.8 - 6.3)	1.35 (0.50 - 2.06)	3.70	5.0	6.2	A++
	9	14	-	2.07	3.23	-	5.30 (1.8 - 6.7)	1.35 (0.50 - 2.06)	3.93	5.3	6.1	A++
	12	12	-	2.55	2.55	-	5.10 (1.8 - 6.3)	1.35 (0.50 - 2.06)	3.78	5.1	6.1	A++
	12	14	-	2.41	2.89	-	5.30 (1.8 - 6.7)	1.35 (0.50 - 2.06)	3.93	5.3	6.1	A++
3 Room	7	7	7	1.80	1.80	1.80	5.40 (1.8 - 6.8)	1.35 (0.50 - 2.06)	4.00	5.4	6.9	A++
	7	7	9	1.70	1.70	2.00	5.40 (1.8 - 6.8)	1.35 (0.50 - 2.06)	4.00	5.4	6.9	A++
	7	7	12	1.53	1.53	2.33	5.40 (1.8 - 6.8)	1.35 (0.50 - 2.06)	4.00	5.4	6.7	A++
	7	7	14	1.41	1.41	2.58	5.40 (2.0 - 6.8)	1.35 (0.60 - 2.06)	4.00	5.4	6.7	A++
	7	9	9	1.61	1.89	1.89	5.40 (1.8 - 6.8)	1.35 (0.50 - 2.06)	4.00	5.4	6.8	A++
	7	9	12	1.46	1.72	2.22	5.40 (1.8 - 6.8)	1.35 (0.50 - 2.06)	4.00	5.4	6.7	A++
	7	9	14	1.35	1.58	2.47	5.40 (2.0 - 6.8)	1.35 (0.60 - 2.06)	4.00	5.4	6.7	A++
	9	9	9	1.80	1.80	1.80	5.40 (1.8 - 6.8)	1.35 (0.50 - 2.06)	4.00	5.4	6.8	A++
	9	9	12	1.64	1.64	2.12	5.40 (1.8 - 6.8)	1.35 (0.50 - 2.06)	4.00	5.4	6.7	A++

AOYG24LAT3	Combination of Indoor Unit			COOLING OPERATION								
				Cooling Capacity				Input Power (min-max)	EER	Seasonal Data		
				Room 1	Room 2	Room 3	Total Capacity (min-max)			Pdesign	SEER	Energy efficiency
				kW	kW	kW	kW	kW		kW		
2 Room	7	7	-	2.30	2.30	-	4.60 (1.8 - 5.0)	1.20 (0.50 - 1.40)	3.83	4.6	6.3	A++
	7	9	-	2.30	2.70	-	5.00 (1.8 - 5.7)	1.36 (0.50 - 1.78)	3.68	5.0	6.2	A++
	7	12	-	2.38	3.42	-	5.80 (1.8 - 6.1)	1.70 (0.50 - 1.97)	3.41	5.8	6.1	A++
	7	14	-	2.37	4.13	-	6.50 (1.8 - 7.2)	1.91 (0.50 - 2.46)	3.40	6.5	6.0	A+
	7	18	-	2.08	4.52	-	6.60 (1.8 - 7.8)	1.91 (0.50 - 2.87)	3.46	6.6	5.9	A+
	9	9	-	2.75	2.75	-	5.50 (1.8 - 6.2)	1.55 (0.50 - 2.02)	3.55	5.5	6.1	A++
	9	12	-	2.79	3.41	-	6.20 (1.8 - 6.8)	1.90 (0.50 - 2.45)	3.26	6.2	5.9	A+
	9	14	-	2.66	3.94	-	6.60 (1.8 - 7.7)	1.91 (0.50 - 2.77)	3.46	6.6	6.0	A+
	9	18	-	2.35	4.35	-	6.70 (1.8 - 7.9)	1.91 (0.50 - 2.87)	3.51	6.7	5.9	A+
	12	12	-	3.15	3.15	-	6.30 (1.8 - 7.2)	1.90 (0.50 - 2.74)	3.32	6.3	5.9	A+
	12	14	-	3.03	3.67	-	6.70 (1.8 - 7.8)	1.91 (0.50 - 2.87)	3.51	6.7	5.9	A+
	12	18	-	2.66	4.04	-	6.70 (1.8 - 7.9)	1.92 (0.50 - 2.87)	3.49	6.7	5.8	A+
3 Room	7	7	7	2.23	2.23	2.23	6.70 (1.8 - 7.4)	1.89 (0.50 - 2.37)	3.54	6.7	6.4	A++
	7	7	9	2.14	2.14	2.52	6.80 (1.8 - 7.8)	1.94 (0.60 - 2.87)	3.51	6.8	6.4	A++
	7	7	12	1.98	1.98	2.84	6.80 (1.8 - 8.1)	1.93 (0.50 - 2.87)	3.52	6.8	6.3	A++
	7	7	14	1.82	1.82	3.16	6.80 (2.0 - 8.4)	1.94 (0.60 - 2.87)	3.51	6.8	6.2	A++
	7	7	18	1.63	1.63	3.54	6.80 (2.0 - 8.5)	1.94 (0.60 - 2.87)	3.51	6.8	6.1	A++
	7	9	9	2.03	2.38	2.38	6.80 (1.8 - 8.2)	1.93 (0.50 - 2.87)	3.52	6.8	6.4	A++
	7	9	12	1.88	2.21	2.70	6.80 (1.8 - 8.2)	1.93 (0.50 - 2.87)	3.52	6.8	6.2	A++
	7	9	14	1.74	2.04	3.02	6.80 (2.0 - 8.4)	1.94 (0.60 - 2.87)	3.51	6.8	6.2	A++
	7	9	18	1.56	1.84	3.40	6.80 (2.0 - 8.5)	1.94 (0.60 - 2.87)	3.51	6.8	6.1	A++
	7	12	12	1.76	2.52	2.52	6.80 (1.8 - 8.2)	1.94 (0.50 - 2.87)	3.51	6.8	6.2	A++
	7	12	14	1.63	2.34	2.83	6.80 (2.0 - 8.5)	1.94 (0.60 - 2.87)	3.51	6.8	6.2	A++
	9	9	9	2.27	2.27	2.27	6.80 (1.8 - 8.2)	1.94 (0.50 - 2.87)	3.51	6.8	6.4	A++
	9	9	12	2.11	2.11	2.58	6.80 (1.8 - 8.3)	1.94 (0.50 - 2.87)	3.51	6.8	6.2	A++
	9	9	14	1.95	1.95	2.89	6.80 (2.0 - 8.5)	1.94 (0.60 - 2.87)	3.51	6.8	6.2	A++
	9	9	18*1	1.77	1.77	3.27	6.80 (2.0 - 8.5)	1.94 (0.60 - 2.87)	3.51	6.8	6.1	A++
	9	12	12	1.97	2.41	2.41	6.80 (1.8 - 8.3)	1.94 (0.50 - 2.87)	3.51	6.8	6.2	A++
	9	12	14	1.84	2.24	2.72	6.80 (2.0 - 8.5)	1.94 (0.60 - 2.87)	3.51	6.8	6.2	A++
	12	12	12	2.27	2.27	2.27	6.80 (1.8 - 8.3)	1.94 (0.50 - 2.87)	3.51	6.8	6.1	A++

Note: •7:7000Btu/h / 9:9000Btu/h / 12:12000Btu/h / 14:14000Btu/h / 18:18000Btu/h models
•The above is the value for connecting with Wall Mounted type.
•2 or more indoor units should be connected.
•Cooling capacity is based on 27°CDB/19°CWB (indoor temperature), 35°CDB (outdoor temperature).
•Pipe Length: 5 m, Height difference: 0 m (Outdoor unit to Indoor unit)
•The total ability of connectable indoor units is up to 36000Btu from 14000Btu.
*1: When ASYG18L is connected, connect at least 1 wall mounted type of 9000Btu.

3 Rooms Multi heating

AOYG18LAT3	Combination of Indoor Unit			HEATING OPERATION								
				Heating Capacity				Input Power (min-max)	COP	Seasonal Data		
				Room 1	Room 2	Room 3	Total Capacity (min-max)			Pdesign	SCOP	Energy efficiency
				kW	kW	kW	kW	kW		kW		
2 Room	7	7	-	2.70	2.70	-	5.40 (2.0 - 6.1)	1.59 (0.52 - 1.93)	3.40	4.0	4.1	A+
	7	9	-	2.75	3.25	-	6.00 (2.0 - 6.4)	1.87 (0.52 - 2.06)	3.21	4.0	4.1	A+
	7	12	-	2.59	3.71	-	6.30 (2.0 - 6.5)	1.98 (0.52 - 2.06)	3.18	4.0	4.1	A+
	7	14	-	2.51	4.29	-	6.80 (2.0 - 7.1)	1.92 (0.50 - 2.06)	3.54	4.0	4.1	A+
	9	9	-	3.15	3.15	-	6.30 (2.0 - 6.5)	1.98 (0.52 - 2.06)	3.18	4.0	4.1	A+
	9	12	-	2.89	3.51	-	6.40 (2.0 - 6.6)	1.99 (0.52 - 2.06)	3.22	4.0	4.1	A+
	9	14	-	2.77	4.03	-	6.80 (2.0 - 7.2)	1.91 (0.50 - 2.06)	3.56	4.0	4.1	A+
	12	12	-	3.20	3.20	-	6.40 (2.0 - 6.6)	1.98 (0.52 - 2.06)	3.23	4.0	4.1	A+
	12	14	-	3.09	3.71	-	6.80 (2.0 - 7.3)	1.90 (0.50 - 2.06)	3.58	4.0	4.1	A+
3 Room	7	7	7	2.27	2.27	2.27	6.80 (2.0 - 7.7)	1.62 (0.50 - 2.06)	4.20	5.0	4.3	A+
	7	7	9	2.14	2.14	2.52	6.80 (2.0 - 7.8)	1.62 (0.50 - 2.06)	4.20	5.0	4.3	A+
	7	7	12	1.98	1.98	2.83	6.80 (2.0 - 7.8)	1.59 (0.50 - 2.06)	4.28	5.0	4.3	A+
	7	7	14	1.83	1.83	3.14	6.80 (2.0 - 8.0)	1.61 (0.50 - 2.06)	4.22	5.0	4.3	A+
	7	9	9	2.03	2.39	2.39	6.80 (2.0 - 7.8)	1.60 (0.50 - 2.06)	4.25	5.0	4.3	A+
	7	9	12	1.89	2.22	2.69	6.80 (2.0 - 7.9)	1.59 (0.50 - 2.06)	4.28	5.0	4.3	A+
	7	9	14	1.75	2.06	2.99	6.80 (2.0 - 8.0)	1.60 (0.50 - 2.06)	4.25	5.0	4.3	A+
	9	9	9	2.27	2.27	2.27	6.80 (2.0 - 7.9)	1.59 (0.50 - 2.06)	4.28	5.0	4.3	A+
	9	9	12	2.12	2.12	2.57	6.80 (2.0 - 7.9)	1.59 (0.50 - 2.06)	4.28	5.0	4.3	A+

AOYG24LAT3	Combination of Indoor Unit			HEATING OPERATION								
				Heating Capacity				Input Power (min-max)	COP	Seasonal Data		
				Room 1	Room 2	Room 3	Total Capacity (min-max)			Pdesign	SCOP	Energy efficiency
				kW	kW	kW	kW	kW		kW		
2 Room	7	7	-	2.75	2.75	-	5.50 (2.0 - 6.1)	1.55 (0.52 - 1.93)	3.55	4.0	4.1	A+
	7	9	-	2.80	3.30	-	6.10 (2.0 - 7.0)	1.82 (0.52 - 2.52)	3.35	4.0	4.1	A+
	7	12	-	2.88	4.12	-	7.00 (2.0 - 7.3)	2.31 (0.52 - 2.66)	3.03	4.0	4.1	A+
	7	14	-	2.80	4.80	-	7.60 (2.0 - 8.3)	2.28 (0.50 - 2.87)	3.33	4.0	4.1	A+
	7	18	-	2.51	5.39	-	7.90 (2.0 - 8.3)	2.34 (0.50 - 2.87)	3.38	4.0	4.1	A+
	9	9	-	3.30	3.30	-	6.60 (2.0 - 7.4)	2.04 (0.52 - 2.68)	3.24	4.0	4.1	A+
	9	12	-	3.30	4.00	-	7.30 (2.0 - 7.7)	2.43 (0.52 - 2.87)	3.00	4.0	4.1	A+
	9	14	-	3.22	4.68	-	7.90 (2.0 - 8.3)	2.38 (0.50 - 2.87)	3.32	4.0	4.1	A+
	9	18	-	2.84	5.16	-	8.00 (2.0 - 8.5)	2.32 (0.50 - 2.87)	3.45	4.0	4.1	A+
	12	12	-	3.80	3.80	-	7.60 (2.0 - 7.8)	2.54 (0.52 - 2.87)	2.99	4.0	4.1	A+
	12	14	-	3.59	4.31	-	7.90 (2.0 - 8.4)	2.37 (0.50 - 2.87)	3.33	4.0	4.1	A+
	12	18	-	3.20	4.80	-	8.00 (2.0 - 8.6)	2.31 (0.50 - 2.87)	3.46	4.0	4.1	A+
3 Room	7	7	7	2.60	2.60	2.60	7.80 (2.0 - 8.6)	1.94 (0.50 - 2.68)	4.02	5.0	4.3	A+
	7	7	9	2.52	2.52	2.96	8.00 (2.0 - 8.8)	2.00(0.50 - 2.87)	4.00	5.2	4.2	A+
	7	7	12	2.34	2.34	3.32	8.00 (2.0 - 8.9)	1.99 (0.50 - 2.80)	4.02	5.2	4.2	A+
	7	7	14	2.16	2.16	3.68	8.00 (2.0 - 9.2)	1.91 (0.50 - 2.72)	4.19	5.2	4.2	A+
	7	7	18	1.94	1.94	4.12	8.00 (2.0 - 9.2)	1.89 (0.50 - 2.70)	4.23	5.2	4.2	A+
	7	9	9	2.38	2.81	2.81	8.00(2.0 - 9.0)	1.99 (0.50 - 2.87)	4.02	5.2	4.2	A+
	7	9	12	2.23	2.62	3.15	8.00 (2.0 - 9.1)	1.98 (0.50 - 2.87)	4.04	5.2	4.2	A+
	7	9	14	2.06	2.42	3.52	8.00 (2.0 - 9.2)	1.91 (0.50 - 2.72)	4.19	5.2	4.2	A+
	7	9	18	1.85	2.18	3.97	8.00 (2.0 - 9.2)	1.89 (0.50 - 2.69)	4.23	5.2	4.2	A+
	7	12	12	2.08	2.96	2.96	8.00 (2.0 - 9.1)	1.97 (0.50 - 2.87)	4.06	5.2	4.2	A+
	7	12	14	1.93	2.76	3.31	8.00 (2.0 - 9.2)	1.90 (0.50 - 2.70)	4.21	5.2	4.2	A+
	9	9	9	2.67	2.67	2.67	8.00 (2.0 - 9.1)	1.98 (0.50 - 2.87)	4.04	5.2	4.2	A+
	9	9	12	2.49	2.49	3.02	8.00 (2.0 - 9.2)	1.97 (0.50 - 2.87)	4.06	5.2	4.2	A+
	9	9	14	2.32	2.32	3.37	8.00 (2.0 - 9.2)	1.89 (0.50 - 2.70)	4.23	5.2	4.2	A+
	9	9	18*1	2.10	2.10	3.81	8.00 (2.0 - 9.2)	1.87 (0.50 - 2.68)	4.28	5.2	4.2	A+
	9	12	12	2.34	2.83	2.83	8.00 (2.0 - 9.2)	1.96 (0.50 - 2.80)	4.08	5.2	4.2	A+
	9	12	14	2.18	2.64	3.17	8.00 (2.0 - 9.2)	1.89 (0.50 - 2.69)	4.23	5.2	4.2	A+
	12	12	12	2.67	2.67	2.67	8.00 (2.0 - 9.2)	1.95 (0.50 - 2.78)	4.10	5.2	4.2	A+

Note: •7:7000Btu/h / 9:9000Btu/h / 12:12000Btu/h / 14:14000Btu/h / 18:18000Btu/h models
•The above is the value for connecting with Wall Mounted type.
•2 or more indoor units should be connected.
•Heating capacity is based on 20°CDB (indoor temperature), 7°CDB/6°CWB (outdoor temperature).
•Pipe Length: 5 m, Height difference: 0 m (Outdoor unit to Indoor unit)
•The Total ability of connected indoor unit is up to 36000Btu from 14000Btu.
*1: When ASYG18L is connected, connect at least 1 wall mounted type for 9000Btu.

4 Rooms Multi Combination Table-Cooling/Heating

4 Rooms Multi cooling

AOYG30LAT4	Combination of Indoor Unit				COOLING OPERATION									
					Cooling Capacity					Input Power (min-max)	EER	Seasonal Data		
					Room 1	Room 2	Room 3	Room 4	Total Capacity (min-max)			Pdesign	SEER	Energy efficiency
					kW	kW	kW	kW	kW	kW		kW		
3 Room	7	7	14	-	1.96	1.96	3.27	-	7.20 (1.6 - 8.9)	2.22 (0.68 - 3.43)	3.24	7.2	5.9	A+
	7	7	18	-	1.81	1.81	4.08	-	7.70 (2.8 - 10.0)	2.22 (0.98 - 3.55)	3.47	7.7	5.8	A+
	7	7	24	-	1.61	1.61	4.57	-	7.80 (2.8 - 10.1)	2.19 (0.98 - 3.53)	3.56	7.8	5.8	A+
	7	9	12	-	2.08	2.34	2.78	-	7.20 (1.6 - 8.9)	2.22 (0.68 - 3.41)	3.24	7.2	5.9	A+
	7	9	14	-	1.90	2.14	3.16	-	7.20 (2.8 - 9.1)	2.22 (0.98 - 3.56)	3.24	7.2	5.9	A+
	7	9	18	-	1.76	1.98	3.96	-	7.70 (2.8 - 9.9)	2.22 (0.98 - 3.56)	3.47	7.7	5.8	A+
	7	9	24	-	1.57	1.77	4.46	-	7.80 (2.8 - 10.1)	2.19 (0.98 - 3.53)	3.56	7.8	5.8	A+
	7	12	12	-	1.96	2.62	2.62	-	7.20 (1.6 - 9.1)	2.22 (0.68 - 3.54)	3.24	7.2	5.9	A+
	7	12	14	-	1.83	2.43	3.04	-	7.30 (2.8 - 9.2)	2.22 (0.98 - 3.56)	3.29	7.3	5.9	A+
	7	12	18	-	1.68	2.24	3.78	-	7.70 (2.8 - 9.9)	2.22 (0.98 - 3.56)	3.47	7.7	5.8	A+
	7	12	24	-	1.51	2.01	4.28	-	7.80 (2.8 - 10.1)	2.19 (0.98 - 3.56)	3.56	7.8	5.8	A+
	7	14	14	-	1.68	2.81	2.81	-	7.30 (2.8 - 9.3)	2.22 (0.98 - 3.58)	3.29	7.3	5.9	A+
	7	14	18	-	1.57	2.61	3.52	-	7.70 (3.5 - 10.0)	2.22 (1.17 - 3.58)	3.47	7.7	5.8	A+
	7	14	24	-	1.44	2.39	4.07	-	7.90 (3.5 - 10.1)	2.20 (1.17 - 3.58)	3.59	7.9	5.8	A+
	7	18	18	-	1.42	3.19	3.19	-	7.80 (3.5 - 10.1)	2.22 (1.17 - 3.58)	3.51	7.8	5.7	A+
	7	18	24	-	1.30	2.92	3.68	-	7.90 (4.7 - 10.1)	2.22 (1.27 - 3.58)	3.56	7.9	5.7	A+
	9	9	9	-	2.40	2.40	2.40	-	7.20 (2.8 - 8.9)	2.22 (0.98 - 3.42)	3.24	7.2	5.9	A+
	9	9	12	-	2.26	2.26	2.68	-	7.20 (2.8 - 9.1)	2.22 (0.98 - 3.54)	3.24	7.2	5.9	A+
	9	9	14	-	2.10	2.10	3.11	-	7.30 (2.8 - 9.2)	2.22 (0.98 - 3.57)	3.29	7.3	5.9	A+
	9	9	18	-	1.93	1.93	3.85	-	7.70 (2.8 - 9.9)	2.22 (0.98 - 3.56)	3.47	7.7	5.8	A+
	9	9	24	-	1.73	1.73	4.35	-	7.80 (2.8 - 10.1)	2.20 (1.17 - 3.54)	3.55	7.8	5.8	A+
	9	12	12	-	2.14	2.53	2.53	-	7.20 (2.8 - 9.1)	2.22 (0.98 - 3.54)	3.24	7.2	5.9	A+
	9	12	14	-	1.99	2.36	2.95	-	7.30 (2.8 - 9.2)	2.22 (0.98 - 3.57)	3.29	7.3	5.9	A+
	9	12	18	-	1.84	2.18	3.68	-	7.70 (2.8 - 9.9)	2.22 (0.98 - 3.56)	3.47	7.7	5.8	A+
	9	12	24	-	1.66	1.97	4.18	-	7.80 (2.8 - 10.1)	2.19 (0.98 - 3.56)	3.56	7.8	5.8	A+
	9	14	14	-	1.84	2.73	2.73	-	7.30 (3.5 - 9.3)	2.22 (1.17 - 3.58)	3.29	7.3	5.9	A+
	9	14	18	-	1.74	2.58	3.48	-	7.80 (3.5 - 10.0)	2.22 (1.17 - 3.58)	3.51	7.8	5.8	A+
	9	14	24	-	1.58	2.34	3.98	-	7.90 (3.5 - 10.1)	2.22 (1.27 - 3.56)	3.56	7.9	5.8	A+
	9	18	18	-	1.56	3.12	3.12	-	7.80 (4.7 - 10.1)	2.22 (1.27 - 3.58)	3.51	7.8	5.7	A+
	12	12	12	-	2.43	2.43	2.43	-	7.30 (2.8 - 9.2)	2.22 (0.98 - 3.55)	3.29	7.3	5.9	A+
	12	12	14	-	2.28	2.28	2.85	-	7.40 (2.8 - 9.3)	2.22 (0.98 - 3.58)	3.33	7.4	5.9	A+
	12	12	18	-	2.12	2.12	3.57	-	7.80 (3.5 - 10.0)	2.22 (1.17 - 3.57)	3.51	7.8	5.8	A+
	12	12	24	-	1.92	1.92	4.07	-	7.90 (3.5 - 10.1)	2.20 (1.17 - 3.54)	3.59	7.9	5.8	A+
	12	14	14	-	2.11	2.64	2.64	-	7.40 (3.5 - 9.4)	2.22 (1.17 - 3.58)	3.33	7.4	5.9	A+
	12	14	18	-	1.98	2.48	3.34	-	7.80 (3.5 - 10.1)	2.22 (1.17 - 3.58)	3.51	7.8	5.8	A+
	12	18	18	-	1.81	3.05	3.05	-	7.90 (4.7 - 10.1)	2.22 (1.27 - 3.58)	3.56	7.9	5.7	A+
4 Room	7	7	7	7	1.93	1.93	1.93	1.93	7.70 (1.6 - 9.6)	2.20 (0.68 - 3.41)	3.50	7.7	6.2	A++
	7	7	7	9	1.89	1.89	1.89	2.13	7.80 (1.6 - 9.8)	2.22 (0.68 - 3.54)	3.51	7.8	6.2	A++
	7	7	7	12	1.83	1.83	1.83	2.41	7.90 (1.6 - 9.9)	2.22 (0.68 - 3.54)	3.56	7.9	6.1	A++
	7	7	7	14	1.70	1.70	1.70	2.80	7.90 (2.8 - 9.9)	2.22 (0.98 - 3.56)	3.56	7.9	6.1	A++
	7	7	7	18	1.52	1.52	1.52	3.43	8.00 (2.8 - 10.1)	2.20 (0.98 - 3.55)	3.64	8.0	6.0	A+
	7	7	9	9	1.86	1.86	2.09	2.09	7.90 (2.8 - 9.7)	2.22 (0.98 - 3.42)	3.56	7.9	6.2	A++
	7	7	9	12	1.78	1.78	1.99	2.35	7.90 (2.8 - 9.9)	2.22 (0.98 - 3.55)	3.56	7.9	6.1	A++
	7	7	9	14	1.68	1.68	1.88	2.76	8.00 (2.8 - 10.0)	2.22 (0.98 - 3.57)	3.60	8.0	6.1	A++
	7	7	9	18	1.49	1.49	1.67	3.35	8.00 (3.5 - 10.1)	2.20 (1.17 - 3.55)	3.64	8.0	6.0	A+
	7	7	12	12	1.72	1.72	2.28	2.28	8.00 (2.8 - 10.0)	2.22 (0.98 - 3.55)	3.60	8.0	6.1	A++
	7	7	12	14	1.61	1.61	2.13	2.65	8.00 (2.8 - 10.0)	2.22 (0.98 - 3.57)	3.60	8.0	6.1	A++
	7	7	12	18	1.43	1.43	1.91	3.22	8.00 (3.5 - 10.1)	2.20 (1.17 - 3.56)	3.64	8.0	6.0	A+
	7	7	14	14	1.50	1.50	2.50	2.50	8.00 (3.5 - 10.1)	2.22 (1.17 - 3.58)	3.60	8.0	6.0	A+
	7	7	14	18	1.35	1.35	2.25	3.04	8.00 (3.5 - 10.1)	2.22 (1.17 - 3.58)	3.60	8.0	6.0	A+
	7	9	9	9	1.81	2.03	2.03	2.03	7.90 (2.8 - 9.9)	2.22 (0.98 - 3.56)	3.56	7.9	6.2	A++
	7	9	9	12	1.76	1.96	1.96	2.32	8.00 (2.8 - 10.0)	2.22 (0.98 - 3.56)	3.60	8.0	6.1	A++
	7	9	9	14	1.64	1.83	1.83	2.70	8.00 (3.5 - 10.1)	2.22 (1.17 - 3.58)	3.60	8.0	6.1	A++
	7	9	9	18	1.45	1.64	1.64	3.27	8.00 (3.5 - 10.1)	2.22 (1.17 - 3.56)	3.60	8.0	6.0	A+
	7	9	12	12	1.68	1.88	2.22	2.22	8.00 (2.8 - 10.0)	2.22 (0.98 - 3.56)	3.60	8.0	6.1	A++
	7	9	12	14	1.57	1.76	2.08	2.59	8.00 (3.5 - 10.1)	2.22 (1.17 - 3.58)	3.60	8.0	6.0	A+
	7	9	12	18	1.40	1.58	1.87	3.15	8.00 (3.5 - 10.1)	2.22 (1.17 - 3.56)	3.60	8.0	6.0	A+
	7	9	14	14	1.48	1.66	2.43	2.43	8.00 (3.5 - 10.1)	2.22 (1.17 - 3.58)	3.60	8.0	6.0	A+
	7	9	14	18	1.32	1.49	2.21	2.98	8.00 (4.7 - 10.1)	2.22 (1.27 - 3.57)	3.60	8.0	6.0	A+
	7	12	12	12	1.61	2.13	2.13	2.13	8.00 (2.8 - 10.1)	2.22 (0.98 - 3.56)	3.60	8.0	6.0	A+
	7	12	12	14	1.51	2.00	2.00	2.49	8.00 (3.5 - 10.1)	2.22 (1.17 - 3.58)	3.60	8.0	6.0	A+
	7	12	12	18	1.35	1.80	1.80	3.04	8.00 (3.5 - 10.1)	2.22 (1.17 - 3.56)	3.60	8.0	6.0	A+
	7	12	14	14	1.41	1.89	2.35	2.35	8.00 (3.5 - 10.1)	2.22 (1.17 - 3.58)	3.60	8.0	6.0	A+
	9	9	9	9	2.00	2.00	2.00	2.00	8.00 (3.5 - 10.0)	2.22 (1.17 - 3.56)	3.60	8.0	6.2	A++
	9	9	9	12	1.91	1.91	1.91	2.27	8.00 (3.5 - 10.0)	2.22 (1.17 - 3.56)	3.60	8.0	6.1	A++
	9	9	9	14	1.79	1.79	1.79	2.63	8.00 (3.5 - 10.0)	2.22 (1.17 - 3.56)	3.60	8.0	6.0	A+
	9	9	9	18*[1]	1.60	1.60	1.60	3.20	8.00 (4.7 - 10.0)	2.22 (1.17 - 3.56)	3.60	8.0	6.0	A+
	9	9	12	12	1.83	1.83	2.17	2.17	8.00 (3.5 - 10.0)	2.22 (1.17 - 3.56)	3.60	8.0	6.0	A+
	9	9	12	14	1.72	1.72	2.03	2.53	8.00 (3.5 - 10.0)	2.22 (1.17 - 3.56)	3.60	8.0	6.0	A+
	9	9	12	18*[2]	1.54	1.54	1.83	3.09	8.00 (4.7 - 10.0)	2.22 (1.17 - 3.56)	3.60	8.0	6.0	A+
	9	9	14	14	1.62	1.62	2.38	2.38	8.00 (4.7 - 10.0)	2.22 (1.17 - 3.56)	3.60	8.0	6.0	A+
	9	12	12	12	1.76	2.08	2.08	2.08	8.00 (3.5 - 10.0)	2.22 (1.17 - 3.56)	3.60	8.0	6.0	A+
	9	12	12	14	1.66	1.95	1.95	2.44	8.00 (3.5 - 10.0)	2.22 (1.17 - 3.56)	3.60	8.0	6.0	A+
	9	12	14	14	1.55	1.85	2.30	2.30	8.00 (4.7 - 10.0)	2.22 (1.17 - 3.56)	3.60	8.0	6.0	A+
	12	12	12	12	2.00	2.00	2.00	2.00	8.00 (3.5 - 10.0)	2.22 (1.17 - 3.56)	3.60	8.0	6.0	A+

Note: •7:7000Btu/h / 9:9000Btu/h / 12:12000Btu/h / 14:14000Btu/h / 18:18000Btu/h / 24:24000Btu/h models
•The above is the value for connecting with Wall Mounted type.
•3 or more indoor units should be connected.
•Cooling capacity is based on 27°CDB/19°CWB (indoor temperature), 35°CDB (outdoor temperature).
•Pipe Length: 5 m, Height difference: 0 m (Outdoor unit to Indoor unit)
•The Total ability of connected indoor unit is up to 49000Btu from 27000Btu.
*1: Connection of ASYG18L + ARYG09L + ARYG09L + ARYG09L is not available. All types other than this combination can be connected.
*2: Connection of ASYG18L + ARYG12L + ARYG09L + ARYG09L is not available. All types other than this combination can be connected.

4 Rooms Multi heating

AOYG30LAT4	Combination of Indoor Unit				HEATING OPERATION									
					Heating Capacity					Input Power (min-max)	COP	Seasonal Data		
					Room 1	Room 2	Room 3	Room 4	Total Capacity (min-max)			Pdesign	SCOP	Energy efficiency
					kW	kW	kW	kW	kW	kW		kW		
3 Room	7	7	14	-	2.42	2.42	4.15	-	9.00 (1.8 - 10.1)	2.66 (0.58 - 3.53)	3.38	5.8	3.8	A
	7	7	18	-	2.27	2.27	4.86	-	9.40 (3.3 - 11.2)	2.46 (0.87 - 3.52)	3.82	5.8	3.8	A
	7	7	24	-	2.03	2.03	5.44	-	9.50 (3.3 - 11.5)	2.47 (0.87 - 3.52)	3.85	5.8	3.8	A
	7	9	12	-	2.49	2.94	3.56	-	9.00 (1.8 - 10.0)	2.69 (0.58 - 3.51)	3.35	5.8	3.8	A
	7	9	14	-	2.33	2.75	4.00	-	9.10 (3.3 - 10.2)	2.64 (0.87 - 3.50)	3.45	5.8	3.8	A
	7	9	18	-	2.17	2.56	4.66	-	9.40 (3.3 - 11.3)	2.45 (0.87 - 3.50)	3.84	5.8	3.8	A
	7	9	24	-	1.98	2.33	5.29	-	9.60 (3.3 - 11.5)	2.46 (0.87 - 3.51)	3.90	5.8	3.8	A
	7	12	12	-	2.33	3.33	3.33	-	9.00 (1.8 - 10.1)	2.66 (0.58 - 3.48)	3.38	5.8	3.8	A
	7	12	14	-	2.22	3.17	3.80	-	9.20 (3.3 - 10.3)	2.62 (0.87 - 3.48)	3.51	5.8	3.8	A
	7	12	18	-	2.08	2.97	4.45	-	9.50 (3.3 - 11.4)	2.44 (0.87 - 3.47)	3.89	5.8	3.8	A
	7	12	24	-	1.88	2.69	5.03	-	9.60 (3.3 - 11.7)	2.45 (0.87 - 3.56)	3.92	5.8	3.8	A
	7	14	14	-	2.10	3.60	3.60	-	9.30 (3.3 - 10.6)	2.59 (0.87 - 3.48)	3.59	5.8	3.8	A
	7	14	18	-	1.96	3.35	4.19	-	9.50 (3.7 - 11.5)	2.42 (0.97 - 3.52)	3.93	5.8	3.8	A
	7	14	24	-	1.78	3.05	4.77	-	9.60 (3.3 - 11.7)	2.45 (0.87 - 3.56)	3.92	5.8	3.8	A
	7	18	18	-	1.82	3.89	3.89	-	9.60 (3.7 - 12.0)	2.40 (0.97 - 3.52)	4.00	5.8	3.8	A
	7	18	24	-	1.65	3.53	4.42	-	9.60 (4.3 - 12.0)	2.40 (1.12 - 3.52)	4.00	5.8	3.8	A
	9	9	9	-	3.00	3.00	3.00	-	9.00 (3.3 - 10.0)	2.69 (0.87 - 3.51)	3.35	5.8	3.8	A
	9	9	12	-	2.80	2.80	3.39	-	9.00 (3.3 - 10.1)	2.67 (0.87 - 3.48)	3.37	5.8	3.8	A
	9	9	14	-	2.66	2.66	3.87	-	9.20 (3.3 - 10.3)	2.63 (0.87 - 3.48)	3.50	5.8	3.8	A
	9	9	18	-	2.49	2.49	4.52	-	9.50 (3.7 - 11.4)	2.44 (0.97 - 3.48)	3.89	5.8	3.8	A
	9	9	24	-	2.25	2.25	5.11	-	9.60 (3.7 - 11.7)	2.45 (0.97 - 3.57)	3.92	5.8	3.8	A
	9	12	12	-	2.65	3.22	3.22	-	9.10 (3.3 - 10.3)	2.65 (0.87 - 3.52)	3.43	5.8	3.8	A
	9	12	14	-	2.53	3.07	3.69	-	9.30 (3.3 - 10.5)	2.61 (0.87 - 3.52)	3.56	5.8	3.8	A
	9	12	18	-	2.36	2.86	4.29	-	9.50 (3.7 - 11.4)	2.43 (0.97 - 3.47)	3.91	5.8	3.8	A
	9	12	24	-	2.14	2.59	4.86	-	9.60 (3.7 - 11.8)	2.44 (0.97 - 3.55)	3.93	5.8	3.8	A
	9	14	14	-	2.38	3.46	3.46	-	9.30 (3.7 - 10.7)	2.58 (0.97 - 3.46)	3.60	5.8	3.8	A
	9	14	18	-	2.22	3.23	4.04	-	9.50 (3.7 - 11.6)	2.41 (0.97 - 3.51)	3.94	5.8	3.8	A
	9	14	24	-	2.03	2.95	4.62	-	9.60 (4.3 - 11.9)	2.42 (1.12 - 3.57)	3.97	5.8	3.8	A
	9	18	18	-	2.07	3.76	3.76	-	9.60 (4.3 - 12.0)	2.40 (1.12 - 3.52)	4.00	5.8	3.8	A
	12	12	12	-	3.07	3.07	3.07	-	9.20 (3.3 - 10.3)	2.63 (0.87 - 3.49)	3.50	5.8	3.8	A
	12	12	14	-	2.91	2.91	3.49	-	9.30 (3.3 - 10.6)	2.59 (0.87 - 3.49)	3.59	5.8	3.8	A
	12	12	18	-	2.71	2.71	4.07	-	9.50 (3.7 - 11.6)	2.42 (0.97 - 3.52)	3.93	5.8	3.8	A
	12	12	24	-	2.48	2.48	4.65	-	9.60 (3.7 - 11.8)	2.43 (0.97 - 3.54)	3.95	5.8	3.8	A
	12	14	14	-	2.76	3.32	3.32	-	9.40 (3.7 - 10.8)	2.40 (0.97 - 3.50)	3.92	5.8	3.8	A
	12	14	18	-	2.57	3.08	3.85	-	9.50 (3.7 - 11.6)	2.40 (0.97 - 3.49)	3.96	5.8	3.8	A
	12	18	18	-	2.40	3.60	3.60	-	9.60 (4.3 - 12.0)	2.40 (1.12 - 3.52)	4.00	5.8	3.8	A
4 Room	7	7	7	7	2.35	2.35	2.35	2.35	9.40 (1.8 - 10.8)	2.43 (0.58 - 3.47)	3.87	6.2	4.0	A+
	7	7	7	9	2.27	2.27	2.27	2.68	9.50 (1.8 - 10.9)	2.42 (0.58 - 3.51)	3.88	6.2	4.0	A+
	7	7	7	12	2.14	2.14	2.14	3.06	9.50 (1.8 - 11.1)	2.41 (0.58 - 3.55)	3.94	6.2	4.0	A+
	7	7	7	14	2.04	2.04	2.04	3.49	9.60 (3.3 - 11.3)	2.38 (0.87 - 3.56)	4.03	6.2	4.0	A+
	7	7	7	18	1.87	1.87	1.87	4.00	9.60 (3.3 - 12.0)	2.27 (0.87 - 3.56)	4.23	6.2	4.0	A+
	7	7	9	9	2.18	2.18	2.57	2.57	9.50 (3.3 - 10.9)	2.41 (0.87 - 3.44)	3.94	6.2	4.0	A+
	7	7	9	12	2.06	2.06	2.43	2.95	9.50 (3.3 - 11.1)	2.40 (0.87 - 3.54)	3.96	6.2	4.0	A+
	7	7	9	14	1.96	1.96	2.31	3.36	9.60 (3.3 - 11.4)	2.38 (0.87 - 3.54)	4.03	6.2	4.0	A+
	7	7	9	18	1.80	1.80	2.13	3.87	9.60 (3.7 - 12.0)	2.27 (0.97 - 3.55)	4.23	6.2	4.0	A+
	7	7	12	12	1.98	1.98	2.82	2.82	9.60 (3.3 - 11.3)	2.39 (0.87 - 3.57)	4.02	6.2	4.0	A+
	7	7	12	14	1.87	1.87	2.67	3.20	9.60 (3.3 - 11.5)	2.36 (0.87 - 3.58)	4.07	6.2	4.0	A+
	7	7	12	18	1.72	1.72	2.46	3.69	9.60 (3.7 - 12.0)	2.27 (0.97 - 3.58)	4.23	6.2	4.0	A+
	7	7	14	14	1.77	1.77	3.03	3.03	9.60 (3.7 - 11.8)	2.34(0.97 - 3.58)	4.10	6.2	4.0	A+
	7	7	14	18	1.64	1.64	2.81	3.51	9.60 (3.7 - 12.0)	2.27 (0.97 - 3.56)	4.23	6.2	4.0	A+
	7	9	9	9	2.09	2.47	2.47	2.47	9.50 (3.3 - 11.2)	2.40 (0.87 - 3.54)	4.00	6.2	4.0	A+
	7	9	9	12	2.01	2.36	2.36	2.87	9.60 (3.3 - 11.3)	2.39(0.87 - 3.58)	4.02	6.2	4.0	A+
	7	9	9	14	1.89	2.23	2.23	3.25	9.60 (3.7 - 11.5)	2.37 (0.97 - 3.58)	4.05	6.2	4.0	A+
	7	9	9	18	1.75	2.06	2.06	3.74	9.60 (3.7 - 12.0)	2.27 (0.97 - 3.58)	4.23	6.2	4.0	A+
	7	9	12	12	1.91	2.25	2.72	2.72	9.60 (3.3 - 11.4)	2.38 (0.87 - 3.58)	4.03	6.2	4.0	A+
	7	9	12	14	1.80	2.13	2.58	3.09	9.60 (3.7 - 11.6)	2.35 (0.97 - 3.58)	4.09	6.2	4.0	A+
	7	9	12	18	1.67	1.97	2.39	3.58	9.60 (3.7 - 12.0)	2.27 (0.97 - 3.58)	4.23	6.2	4.0	A+
	7	9	14	14	1.71	2.02	2.94	2.94	9.60 (3.7 - 11.8)	2.33 (0.97 - 3.58)	4.12	6.2	4.0	A+
	7	9	14	18	1.59	1.87	2.73	3.41	9.60 (4.3 - 12.0)	2.27 (1.12 - 3.58)	4.23	6.2	4.0	A+
	7	12	12	12	1.81	2.59	2.59	2.59	9.60 (3.3 - 11.5)	2.37 (0.87 - 3.58)	4.05	6.2	4.0	A+
	7	12	12	14	1.72	2.46	2.46	2.95	9.60 (3.7 - 11.7)	2.34 (0.97 - 3.58)	4.10	6.2	4.0	A+
	7	12	12	18	1.60	2.29	2.29	3.43	9.60 (3.7 - 12.0)	2.27 (0.97 - 3.56)	4.23	6.2	4.0	A+
	7	12	14	14	1.64	2.34	2.81	2.81	9.60 (3.7 - 11.9)	2.32 (0.97 - 3.58)	4.14	6.2	4.0	A+
	9	9	9	9	2.40	2.40	2.40	2.40	9.60 (3.7 - 11.3)	2.40 (0.97 - 3.58)	4.00	6.2	4.0	A+
	9	9	9	12	2.28	2.28	2.28	2.76	9.60 (3.7 - 11.4)	2.38 (0.97 - 3.58)	4.03	6.2	4.0	A+
	9	9	9	14	2.16	2.16	2.16	3.14	9.60 (3.7 - 11.6)	2.36 (0.97 - 3.58)	4.07	6.2	4.0	A+
	9	9	9	18*[1]	1.99	1.99	1.99	3.62	9.60 (4.3 - 12.0)	2.27 (1.12 - 3.58)	4.23	6.2	4.0	A+
	9	9	12	12	2.17	2.17	2.63	2.63	9.60 (3.7 - 11.5)	2.37 (0.97 - 3.58)	4.05	6.2	4.0	A+
	9	9	12	14	2.06	2.06	2.49	2.99	9.60 (3.7 - 11.7)	2.35 (0.97 - 3.58)	4.09	6.2	4.0	A+
	9	9	12	18*[2]	1.91	1.91	2.31	3.47	9.60 (4.3 - 12.0)	2.27 (1.12 - 3.58)	4.23	6.2	4.0	A+
	9	9	14	14	1.96	1.96	2.84	2.84	9.60 (4.3 - 11.9)	2.33 (1.12 - 3.58)	4.12	6.2	4.0	A+
	9	12	12	12	2.07	2.51	2.51	2.51	9.60 (3.7 - 11.6)	2.36 (0.97 - 3.58)	4.07	6.2	4.0	A+
	9	12	12	14	1.97	2.39	2.39	2.87	9.60 (3.7 - 11.8)	2.34 (0.97 - 3.58)	4.10	6.2	4.0	A+
	9	12	14	14	1.87	2.27	2.73	2.73	9.60 (4.3 - 11.9)	2.31 (1.12 - 3.58)	4.16	6.2	4.0	A+
	12	12	12	12	2.40	2.40	2.40	2.40	9.60 (3.7 - 11.6)	2.35 (0.97 - 3.58)	4.09	6.2	4.0	A+

Note: •7:7000Btu/h / 9:9000Btu/h / 12:12000Btu/h / 14:14000Btu/h / 18:18000Btu/h / 24:24000Btu/h models
•The above is the value for connecting with Wall Mounted type.
•3 or more indoor units should be connected.
•Heating capacity is based on 20°CDB (indoor temperature), 7°CDB/6°CWB (outdoor temperature).
•Pipe Length: 5 m, Height difference: 0 m (Outdoor unit to Indoor unit)
•The Total ability of connected indoor unit is up to 49000Btu from 27000Btu.
*1: Connection of ASYG18L + ARYG09L + ARYG09L + ARYG09L is not available. All types other than this combination can be connected.
*2: Connection of ASYG18L + ARYG12L + ARYG09L + ARYG09L is not available. All types other than this combination can be connected.

5 Rooms Multi Combination Table-Cooling

5 Rooms Multi cooling

AOYG36LBLA5	Combination of Indoor Unit					COOLING OPERATION										
						Cooling Capacity						Input Power (min-max)	EER	Seasonal Data		
						Room 1	Room 2	Room 3	Room 4	Room 5	Total Capacity (min-max)			Pdesign	SEER	Energy efficiency
						kW	kW	kW	kW	kW	kW	kW		kW		
2 Room	7	24	-	-	-	2.00	7.00	-	-	-	9.0 (3.5-11.1)	2.31 (0.8-3.29)	3.89	9.0	6.5	A++
	9	24	-	-	-	2.50	7.00	-	-	-	9.5 (3.5-11.8)	2.53 (0.8-3.59)	3.75	9.5	6.5	A++
	12	24	-	-	-	3.33	6.67	-	-	-	10.0 (3.5-12.5)	2.81 (0.8-3.88)	3.56	10.0	6.5	A++
	14	24	-	-	-	3.68	6.32	-	-	-	10.0 (3.5-12.5)	2.81 (0.8-3.88)	3.56	10.0	6.5	A++
	18	18	-	-	-	5.00	5.00	-	-	-	10.0 (3.5-12.5)	2.81 (0.8-3.88)	3.56	10.0	6.5	A++
	18	24	-	-	-	4.29	5.71	-	-	-	10.0 (3.5-12.5)	2.79 (0.8-3.88)	3.58	10.0	6.4	A++
	24	24	-	-	-	5.00	5.00	-	-	-	10.0 (3.5-12.5)	2.78 (0.8-3.88)	3.60	10.0	6.4	A++
3 Room	7	7	14	-	-	2.00	2.00	4.00	-	-	8.0 (3.5-10.0)	1.90 (0.8-2.85)	4.21	8.0	6.7	A++
	7	7	18	-	-	2.00	2.00	5.00	-	-	9.0 (3.5-11.4)	2.32 (0.8-3.44)	3.88	9.0	6.7	A++
	7	7	24	-	-	1.84	1.84	6.32	-	-	10.0 (3.5-12.5)	2.81 (0.8-3.88)	3.56	10.0	6.6	A++
	7	9	12	-	-	2.00	2.50	3.50	-	-	8.0 (3.5-10.0)	1.90 (0.8-2.85)	4.21	8.0	6.7	A++
	7	9	14	-	-	2.00	2.50	4.00	-	-	8.5 (3.5-10.7)	2.10 (0.8-3.15)	4.05	8.5	6.7	A++
	7	9	18	-	-	2.00	2.50	5.00	-	-	9.5 (3.5-12.1)	2.55 (0.8-3.74)	3.72	9.5	6.6	A++
	7	9	24	-	-	1.75	2.25	6.00	-	-	10.0 (3.5-12.5)	2.80 (0.8-3.88)	3.57	10.0	6.6	A++
	7	12	12	-	-	2.00	3.50	3.50	-	-	9.0 (3.5-11.1)	2.27 (0.8-3.29)	3.97	9.0	6.7	A++
	7	12	14	-	-	2.00	3.50	4.00	-	-	9.5 (3.5-11.8)	2.50 (0.8-3.59)	3.80	9.5	6.7	A++
	7	12	18	-	-	1.89	3.24	4.87	-	-	10.0 (3.5-12.5)	2.81 (0.8-3.88)	3.56	10.0	6.6	A++
	7	12	24	-	-	1.63	2.79	5.58	-	-	10.0 (3.5-12.5)	2.79 (0.8-3.88)	3.59	10.0	6.6	A++
	7	14	14	-	-	2.00	4.00	4.00	-	-	10.0 (3.5-12.5)	2.81 (0.8-3.88)	3.56	10.0	6.6	A++
	7	14	18	-	-	1.79	3.59	4.62	-	-	10.0 (3.5-12.5)	2.80 (0.8-3.88)	3.57	10.0	6.6	A++
	7	14	24	-	-	1.56	3.11	5.33	-	-	10.0 (3.5-12.5)	2.78 (0.8-3.88)	3.60	10.0	6.5	A++
	7	18	18	-	-	1.62	4.19	4.19	-	-	10.0 (3.5-12.5)	2.79 (0.8-3.88)	3.59	10.0	6.6	A++
	7	18	24	-	-	1.43	3.67	4.90	-	-	10.0 (3.5-12.5)	2.77 (0.8-3.88)	3.61	10.0	6.5	A++
	9	9	9	-	-	2.50	2.50	2.50	-	-	7.5 (3.5-9.6)	1.74 (0.8-2.70)	4.30	7.5	6.7	A++
	9	9	12	-	-	2.50	2.50	3.50	-	-	8.5 (3.5-10.7)	2.10 (0.8-3.15)	4.05	8.5	6.7	A++
	9	9	14	-	-	2.50	2.50	4.00	-	-	9.0 (3.5-11.4)	2.32 (0.8-3.44)	3.88	9.0	6.7	A++
	9	9	18	-	-	2.50	2.50	5.00	-	-	10.0 (3.5-12.5)	2.81 (0.8-3.88)	3.56	10.0	6.6	A++
	9	9	24	-	-	2.14	2.14	5.72	-	-	10.0 (3.5-12.5)	2.79 (0.8-3.88)	3.58	10.0	6.6	A++
	9	12	12	-	-	2.50	3.50	3.50	-	-	9.5 (3.5-11.8)	2.50 (0.8-3.59)	3.80	9.5	6.7	A++
	9	12	14	-	-	2.50	3.50	4.00	-	-	10.0 (3.5-12.5)	2.81 (0.8-3.88)	3.56	10.0	6.6	A++
	9	12	18	-	-	2.31	3.08	4.61	-	-	10.0 (3.5-12.5)	2.80 (0.8-3.88)	3.57	10.0	6.6	A++
	9	12	24	-	-	2.00	2.67	5.33	-	-	10.0 (3.5-12.5)	2.78 (0.8-3.88)	3.60	10.0	6.5	A++
	9	14	14	-	-	2.44	3.78	3.78	-	-	10.0 (3.5-12.5)	2.81 (0.8-3.88)	3.56	10.0	6.6	A++
	9	14	18	-	-	2.20	3.41	4.39	-	-	10.0 (3.5-12.5)	2.79 (0.8-3.88)	3.58	10.0	6.6	A++
	9	14	24	-	-	1.91	2.98	5.11	-	-	10.0 (3.5-12.5)	2.78 (0.8-3.88)	3.60	10.0	6.5	A++
	9	18	18	-	-	2.00	4.00	4.00	-	-	10.0 (3.5-12.5)	2.78 (0.8-3.88)	3.60	10.0	6.5	A++
	9	18	24	-	-	1.76	3.53	4.71	-	-	10.0 (3.5-12.5)	2.76 (0.8-3.88)	3.62	10.0	6.5	A++
	12	12	12	-	-	3.33	3.33	3.33	-	-	10.0 (3.5-12.5)	2.81 (0.8-3.88)	3.56	10.0	6.6	A++
	12	12	14	-	-	3.16	3.16	3.68	-	-	10.0 (3.5-12.5)	2.81 (0.8-3.88)	3.56	10.0	6.6	A++
	12	12	18	-	-	2.86	2.86	4.28	-	-	10.0 (3.5-12.5)	2.79 (0.8-3.88)	3.58	10.0	6.6	A++
	12	12	24	-	-	2.50	2.50	5.00	-	-	10.0 (3.5-12.5)	2.77 (0.8-3.88)	3.61	10.0	6.5	A++
	12	14	14	-	-	3.00	3.50	3.50	-	-	10.0 (3.5-12.5)	2.80 (0.8-3.88)	3.57	10.0	6.6	A++
	12	14	18	-	-	2.73	3.18	4.09	-	-	10.0 (3.5-12.5)	2.79 (0.8-3.88)	3.59	10.0	6.6	A++
	12	14	24	-	-	2.40	2.80	4.80	-	-	10.0 (3.5-12.5)	2.76 (0.8-3.88)	3.62	10.0	6.5	A++
	12	18	18	-	-	2.50	3.75	3.75	-	-	10.0 (3.5-12.5)	2.77 (0.8-3.88)	3.61	10.0	6.5	A++
	12	18	24	-	-	2.22	3.33	4.45	-	-	10.0 (3.5-12.5)	2.75 (0.8-3.88)	3.64	10.0	6.5	A++
	14	14	14	-	-	3.33	3.33	3.33	-	-	10.0 (3.5-12.5)	2.79 (0.8-3.88)	3.58	10.0	6.6	A++
	14	14	18	-	-	3.04	3.04	3.92	-	-	10.0 (3.5-12.5)	2.78 (0.8-3.88)	3.60	10.0	6.5	A++
	14	14	24	-	-	2.69	2.69	4.62	-	-	10.0 (3.5-12.5)	2.75 (0.8-3.88)	3.63	10.0	6.5	A++
	14	18	18	-	-	2.80	3.60	3.60	-	-	10.0 (3.5-12.5)	2.76 (0.8-3.88)	3.62	10.0	6.5	A++
	18	18	18	-	-	3.33	3.33	3.33	-	-	10.0 (3.5-12.5)	2.75 (0.8-3.88)	3.64	10.0	6.5	A++
4 Room	7	7	7	7	-	2.00	2.00	2.00	2.00	-	8.0 (3.5-10.0)	1.84 (0.8-2.85)	4.34	8.0	6.8	A++
	7	7	7	9	-	2.00	2.00	2.00	2.50	-	8.5 (3.5-10.7)	2.00 (0.8-3.15)	4.25	8.5	6.8	A++
	7	7	7	12	-	2.00	2.00	2.00	3.50	-	9.5 (3.5-11.8)	2.32 (0.8-3.59)	4.10	9.5	6.8	A++
	7	7	7	14	-	2.00	2.00	2.00	4.00	-	10.0 (3.5-12.5)	2.50 (0.8-3.88)	4.00	10.0	6.8	A++
	7	7	7	18	-	1.79	1.79	1.79	4.63	-	10.0 (3.5-12.5)	2.49 (0.8-3.88)	4.01	10.0	6.8	A++
	7	7	7	24	-	1.56	1.56	1.56	5.32	-	10.0 (3.5-12.5)	2.47 (0.8-3.88)	4.05	10.0	6.7	A++
	7	7	9	9	-	2.00	2.00	2.50	2.50	-	9.0 (3.5-11.4)	2.17 (0.8-3.44)	4.15	9.0	6.8	A++
	7	7	9	12	-	2.00	2.00	2.50	3.50	-	10.0 (3.5-12.5)	2.50 (0.8-3.88)	4.00	10.0	6.8	A++
	7	7	9	14	-	1.89	1.89	2.43	3.79	-	10.0 (3.5-12.5)	2.50 (0.8-3.88)	4.00	10.0	6.8	A++
	7	7	9	18	-	1.71	1.71	2.20	4.38	-	10.0 (3.5-12.5)	2.49 (0.8-3.88)	4.02	10.0	6.8	A++
	7	7	9	24	-	1.49	1.49	1.91	5.11	-	10.0 (3.5-12.5)	2.46 (0.8-3.88)	4.06	10.0	6.7	A++
	7	7	12	12	-	1.84	1.84	3.16	3.16	-	10.0 (3.5-12.5)	2.49 (0.8-3.88)	4.01	10.0	6.8	A++
	7	7	12	14	-	1.75	1.75	3.00	3.50	-	10.0 (3.5-12.5)	2.49 (0.8-3.88)	4.02	10.0	6.8	A++
	7	7	12	18	-	1.59	1.59	2.73	4.09	-	10.0 (3.5-12.5)	2.48 (0.8-3.88)	4.04	10.0	6.8	A++
	7	7	12	24	-	1.40	1.40	2.40	4.80	-	10.0 (3.5-12.5)	2.46 (0.8-3.88)	4.07	10.0	6.7	A++
	7	7	14	14	-	1.67	1.67	3.33	3.33	-	10.0 (3.5-12.5)	2.48 (0.8-3.88)	4.03	10.0	6.8	A++
	7	7	14	18	-	1.52	1.52	3.04	3.92	-	10.0 (3.5-12.5)	2.47 (0.8-3.88)	4.05	10.0	6.7	A++
	7	7	14	24	-	1.35	1.35	2.69	4.61	-	10.0 (3.5-12.5)	2.45 (0.8-3.88)	4.08	10.0	6.7	A++
	7	7	18	18	-	1.40	1.40	3.60	3.60	-	10.0 (3.5-12.5)	2.46 (0.8-3.88)	4.07	10.0	6.7	A++
	7	9	9	9	-	2.00	2.50	2.50	2.50	-	9.5 (3.5-12.1)	2.35 (0.8-3.74)	4.05	9.5	6.8	A++
	7	9	9	12	-	1.89	2.43	2.43	3.25	-	10.0 (3.5-12.5)	2.50 (0.8-3.88)	4.00	10.0	6.8	A++
	7	9	9	14	-	1.79	2.31	2.31	3.59	-	10.0 (3.5-12.5)	2.49 (0.8-3.88)	4.01	10.0	6.8	A++
	7	9	9	18	-	1.63	2.09	2.09	4.19	-	10.0 (3.5-12.5)	2.48 (0.8-3.88)	4.03	10.0	6.8	A++
	7	9	9	24	-	1.43	1.84	1.84	4.89	-	10.0 (3.5-12.5)	2.46 (0.8-3.88)	4.07	10.0	6.7	A++
	7	9	12	12	-	1.75	2.25	3.00	3.00	-	10.0 (3.5-12.5)	2.49 (0.8-3.88)	4.02	10.0	6.8	A++
	7	9	12	14	-	1.67	2.14	2.86	3.33	-	10.0 (3.5-12.5)	2.48 (0.8-3.88)	4.03	10.0	6.8	A++
	7	9	12	18	-	1.52	1.96	2.61	3.91	-	10.0 (3.5-12.5)	2.47 (0.8-3.88)	4.05	10.0	6.7	A++
	7	9	12	24	-	1.35	1.73	2.31	4.61	-	10.0 (3.5-12.5)	2.45 (0.8-3.88)	4.08	10.0	6.7	A++
	7	9	14	14	-	1.59	2.05	3.18	3.18	-	10.0 (3.5-12.5)	2.48 (0.8-3.88)	4.04	10.0	6.8	A++
	7	9	14	18	-	1.46	1.88	2.92	3.74	-	10.0 (3.5-12.5)	2.46 (0.8-3.88)	4.06	10.0	6.7	A++
	7	9	14	24	-	1.30	1.67	2.59	4.44	-	10.0 (3.5-12.5)	2.44 (0.8-3.88)	4.10	10.0	6.7	A++
	7	9	18	18	-	1.35	1.73	3.46	3.46	-	10.0 (3.5-12.5)	2.45 (0.8-3.88)	4.08	10.0	6.7	A++
	7	12	12	12	-	1.63	2.79	2.79	2.79	-	10.0 (3.5-12.5)	2.48 (0.8-3.88)	4.03	10.0	6.8	A++
	7	12	12	14	-	1.56	2.67	2.67	3.10	-	10.0 (3.5-12.5)	2.47 (0.8-3.88)	4.05	10.0	6.7	A++
	7	12	12	18	-	1.43	2.45	2.45	3.67	-	10.0 (3.5-12.5)	2.46 (0.8-3.88)	4.07	10.0	6.7	A++
	7	12	14	14	-	1.49	2.55	2.98	2.98	-	10.0 (3.5-12.5)	2.46 (0.8-3.88)	4.06	10.0	6.7	A++
	7	12	14	18	-	1.37	2.35	2.75	3.53	-	10.0 (3.5-12.5)	2.45 (0.8-3.88)	4.08	10.0	6.7	A++
	7	14	14	14	-	1.42	2.86	2.86	2.86	-	10.0 (3.5-12.5)	2.46 (0.8-3.88)	4.07	10.0	6.7	A++
	7	14	14	18	-	1.32	2.64	2.64	3.40	-	10.0 (3.5-12.5)	2.44 (0.8-3.88)	4.09	10.0	6.7	A++
	9	9	9	9	-	2.50	2.50	2.50	2.50	-	10.0 (3.5-12.5)	2.50 (0.8-3.88)	4.00	10.0	6.8	A++
	9	9	9	12	-	2.31	2.31	2.31	3.07	-	10.0 (3.5-12.5)	2.49 (0.8-3.88)	4.01	10.0	6.8	A++
	9	9	9	14	-	2.20	2.20	2.20	3.40	-	10.0 (3.5-12.5)	2.49 (0.8-3.88)	4.02	10.0	6.8	A++
	9	9	9	18	-	2.00	2.00	2.00	4.00	-	10.0 (3.5-12.5)	2.47 (0.8-3.88)	4.05	10.0	6.7	A++
	9	9	9	24	-	1.76	1.76	1.76	4.72	-	10.0 (3.5-12.5)	2.45 (0.8-3.88)	4.08	10.0	6.7	A++
	9	9	12	12	-	2.14	2.14	2.86	2.86	-	10.0 (3.5-12.5)	2.48 (0.8-3.88)	4.03	10.0	6.8	A++
	9	9	12	14	-	2.05	2.05	2.73	3.17	-	10.0 (3.5-12.5)	2.48 (0.8-3.88)	4.04	10.0	6.8	A++
	9	9	12	18	-	1.88	1.88	2.50	3.74	-	10.0 (3.5-12.5)	2.46 (0.8-3.88)	4.06	10.0	6.7	A++
	9	9	12	24	-	1.67	1.67	2.22	4.44	-	10.0 (3.5-12.5)	2.44 (0.8-3.88)	4.10	10.0	6.7	A++
	9	9	14	14	-	1.96	1.96	3.04	3.04	-	10.0 (3.5-12.5)	2.47 (0.8-3.88)	4.05	10.0	6.7	A++
	9	9	14	18	-	1.80	1.80	2.80	3.60	-	10.0 (3.5-12.5)	2.46 (0.8-3.88)	4.07	10.0	6.7	A++
	9	9	18	18	-	1.67	1.67	3.33	3.33	-	10.0 (3.5-12.5)	2.44 (0.8-3.88)	4.10	10.0	6.7	A++
	9	12	12	12	-	1.99	2.67	2.67	2.67	-	10.0 (3.5-12.5)	2.47 (0.8-3.88)	4.05	10.0	6.7	A++
	9	12	12	14	-	1.91	2.55	2.55	2.99	-	10.0 (3.5-12.5)	2.46 (0.8-3.88)	4.06	10.0	6.7	A++
	9	12	12	18	-	1.76	2.35	2.35	3.54	-	10.0 (3.5-12.5)	2.45 (0.8-3.88)	4.08	10.0	6.7	A++
	9	12	14	14	-	1.83	2.45	2.86	2.86	-	10.0 (3.5-12.5)	2.46 (0.8-3.88)	4.07	10.0	6.7	A++
	9	12	14	18	-	1.70	2.26	2.64	3.40	-	10.0 (3.5-12.5)	2.44 (0.8-3.88)	4.09	10.0	6.7	A++
	9	14	14	14	-	1.75	2.75	2.75	2.75	-	10.0 (3.5-12.5)	2.45 (0.8-3.88)	4.08	10.0	6.7	A++
	12	12	12	12	-	2.50	2.50	2.50	2.50	-	10.0 (3.5-12.5)	2.46 (0.8-3.88)	4.06	10.0	6.7	A++
	12	12	12	14	-	2.40	2.40	2.40	2.80	-	10.0 (3.5-12.5)	2.46 (0.8-3.88)	4.07	10.0	6.7	A++
	12	12	12	18	-	2.22	2.22	2.22	3.34	-	10.0 (3.5-12.5)	2.44 (0.8-3.88)	4.10	10.0	6.7	A++
	12	12	14	14	-	2.31	2.31	2.69	2.69	-	10.0 (3.5-12.5)	2.45 (0.8-3.88)	4.08	10.0	6.7	A++
	12	14	14	14	-	2.23	2.59	2.59	2.59	-	10.0 (3.5-12.5)	2.44 (0.8-3.88)	4.10	10.0	6.7	A++

Note:
- •7:7000Btu/h / 9:9000Btu/h / 12:12000Btu/h / 14:14000Btu/h / 18:18000Btu/h / 24:24000Btu/h models
- •The above is the value for connecting with Wall Mounted type.
- •2 or more indoor units should be connected.
- •Cooling capacity is based on 27°CDB/19°CWB (indoor temperature), 35°CDB (outdoor temperature).
- •Pipe Length: 5 m, Height difference: 0 m (Outdoor unit to Indoor unit)
- •The Total ability of connected indoor unit is up to 54000Btu from 27000Btu.

5 Rooms Multi cooling

AOYG36LBLA5	Combination of Indoor Unit					COOLING OPERATION										
						Cooling Capacity						Input Power (min-max)	EER	Seasonal Data		
						Room 1	Room 2	Room 3	Room 4	Room 5	Total Capacity (min-max)			Pdesign	SEER	Energy efficiency
						kW	kW	kW	kW	kW	kW	kW		kW		
5 Room	7	7	7	7	7	2.00	2.00	2.00	2.00	2.00	10.0 (3.5-12.5)	2.44 (0.8-3.88)	4.10	10.0	7.0	A++
	7	7	7	7	9	1.89	1.89	1.89	1.89	2.44	10.0 (3.5-12.5)	2.44 (0.8-3.88)	4.10	10.0	7.0	A++
	7	7	7	7	12	1.75	1.75	1.75	1.75	3.00	10.0 (3.5-12.5)	2.43 (0.8-3.88)	4.11	10.0	7.0	A++
	7	7	7	7	14	1.67	1.67	1.67	1.67	3.32	10.0 (3.5-12.5)	2.42 (0.8-3.88)	4.13	10.0	7.0	A++
	7	7	7	7	18	1.52	1.52	1.52	1.52	3.92	10.0 (3.5-12.5)	2.41 (0.8-3.88)	4.15	10.0	6.9	A++
	7	7	7	7	24	1.35	1.35	1.35	1.35	4.60	10.0 (3.5-12.5)	2.39 (0.8-3.88)	4.19	10.0	6.9	A++
	7	7	7	9	9	1.79	1.79	1.79	2.31	2.31	10.0 (3.5-12.5)	2.43 (0.8-3.88)	4.11	10.0	7.0	A++
	7	7	7	9	12	1.67	1.67	1.67	2.14	2.85	10.0 (3.5-12.5)	2.42 (0.8-3.88)	4.13	10.0	7.0	A++
	7	7	7	9	14	1.59	1.59	1.59	2.05	3.18	10.0 (3.5-12.5)	2.42 (0.8-3.88)	4.14	10.0	7.0	A++
	7	7	7	9	18	1.46	1.46	1.46	1.88	3.74	10.0 (3.5-12.5)	2.40 (0.8-3.88)	4.17	10.0	6.9	A++
	7	7	7	9	24	1.30	1.30	1.30	1.67	4.43	10.0 (3.5-12.5)	2.38 (0.8-3.88)	4.21	10.0	6.9	A++
	7	7	7	12	12	1.56	1.56	1.56	2.66	2.66	10.0 (3.5-12.5)	2.41 (0.8-3.88)	4.15	10.0	7.0	A++
	7	7	7	12	14	1.49	1.49	1.49	2.55	2.98	10.0 (3.5-12.5)	2.40 (0.8-3.88)	4.16	10.0	6.9	A++
	7	7	7	12	18	1.37	1.37	1.37	2.35	3.54	10.0 (3.5-12.5)	2.39 (0.8-3.88)	4.19	10.0	6.9	A++
	7	7	7	14	14	1.43	1.43	1.43	2.86	2.86	10.0 (3.5-12.5)	2.40 (0.8-3.88)	4.17	10.0	6.9	A++
	7	7	7	14	18	1.32	1.32	1.32	2.64	3.40	10.0 (3.5-12.5)	2.38 (0.8-3.88)	4.20	10.0	6.9	A++
	7	7	9	9	9	1.70	1.70	2.20	2.20	2.20	10.0 (3.5-12.5)	2.43 (0.8-3.88)	4.12	10.0	7.0	A++
	7	7	9	9	12	1.59	1.59	2.05	2.05	2.72	10.0 (3.5-12.5)	2.42 (0.8-3.88)	4.14	10.0	7.0	A++
	7	7	9	9	14	1.52	1.52	1.96	1.96	3.04	10.0 (3.5-12.5)	2.41 (0.8-3.88)	4.15	10.0	6.9	A++
	7	7	9	9	18	1.40	1.40	1.80	1.80	3.60	10.0 (3.5-12.5)	2.39 (0.8-3.88)	4.18	10.0	6.9	A++
	7	7	9	12	12	1.49	1.49	1.92	2.55	2.55	10.0 (3.5-12.5)	2.40 (0.8-3.88)	4.16	10.0	6.9	A++
	7	7	9	12	14	1.43	1.43	1.84	2.45	2.85	10.0 (3.5-12.5)	2.40 (0.8-3.88)	4.17	10.0	6.9	A++
	7	7	9	12	18	1.32	1.32	1.70	2.26	3.40	10.0 (3.5-12.5)	2.38 (0.8-3.88)	4.20	10.0	6.9	A++
	7	7	9	14	14	1.37	1.37	1.76	2.75	2.75	10.0 (3.5-12.5)	2.39 (0.8-3.88)	4.19	10.0	6.9	A++
	7	7	12	12	12	1.40	1.40	2.40	2.40	2.40	10.0 (3.5-12.5)	2.39 (0.8-3.88)	4.18	10.0	6.9	A++
	7	7	12	12	14	1.35	1.35	2.31	2.31	2.68	10.0 (3.5-12.5)	2.39 (0.8-3.88)	4.19	10.0	6.9	A++
	7	7	12	14	14	1.30	1.30	2.22	2.59	2.59	10.0 (3.5-12.5)	2.38 (0.8-3.88)	4.21	10.0	6.9	A++
	7	9	9	9	9	1.64	2.09	2.09	2.09	2.09	10.0 (3.5-12.5)	2.42 (0.8-3.88)	4.13	10.0	7.0	A++
	7	9	9	9	12	1.52	1.96	1.96	1.96	2.60	10.0 (3.5-12.5)	2.41 (0.8-3.88)	4.15	10.0	6.9	A++
	7	9	9	9	14	1.46	1.88	1.88	1.88	2.90	10.0 (3.5-12.5)	2.40 (0.8-3.88)	4.17	10.0	6.9	A++
	7	9	9	9	18	1.35	1.73	1.73	1.73	3.46	10.0 (3.5-12.5)	2.39 (0.8-3.88)	4.19	10.0	6.9	A++
	7	9	9	12	12	1.42	1.84	1.84	2.45	2.45	10.0 (3.5-12.5)	2.40 (0.8-3.88)	4.17	10.0	6.9	A++
	7	9	9	12	14	1.37	1.76	1.76	2.35	2.76	10.0 (3.5-12.5)	2.39 (0.8-3.88)	4.19	10.0	6.9	A++
	7	9	9	14	14	1.32	1.70	1.70	2.64	2.64	10.0 (3.5-12.5)	2.38 (0.8-3.88)	4.20	10.0	6.9	A++
	7	9	12	12	12	1.34	1.73	2.31	2.31	2.31	10.0 (3.5-12.5)	2.39 (0.8-3.88)	4.19	10.0	6.9	A++
	7	9	12	12	14	1.30	1.67	2.22	2.22	2.59	10.0 (3.5-12.5)	2.38 (0.8-3.88)	4.21	10.0	6.9	A++
	9	9	9	9	9	2.00	2.00	2.00	2.00	2.00	10.0 (3.5-12.5)	2.41 (0.8-3.88)	4.15	10.0	7.0	A++
	9	9	9	9	12	1.88	1.88	1.88	1.88	2.48	10.0 (3.5-12.5)	2.40 (0.8-3.88)	4.17	10.0	6.9	A++
	9	9	9	9	14	1.80	1.80	1.80	1.80	2.80	10.0 (3.5-12.5)	2.39 (0.8-3.88)	4.18	10.0	6.9	A++
	9	9	9	9	18	1.67	1.67	1.67	1.67	3.32	10.0 (3.5-12.5)	2.38 (0.8-3.88)	4.21	10.0	6.9	A++
	9	9	9	12	12	1.76	1.76	1.76	2.36	2.36	10.0 (3.5-12.5)	2.39 (0.8-3.88)	4.19	10.0	6.9	A++
	9	9	9	12	14	1.70	1.70	1.70	2.26	2.64	10.0 (3.5-12.5)	2.38 (0.8-3.88)	4.20	10.0	6.9	A++
	9	9	12	12	12	1.67	1.67	2.22	2.22	2.22	10.0 (3.5-12.5)	2.38 (0.8-3.88)	4.21	10.0	6.9	A++

Note:
- •7:7000Btu/h / 9:9000Btu/h / 12:12000Btu/h / 14:14000Btu/h / 18:18000Btu/h / 24:24000Btu/h models
- •The above is the value for connecting with Wall Mounted type.
- •2 or more indoor units should be connected.
- •Cooling capacity is based on 27°CDB/19°CWB (indoor temperature), 35°CDB (outdoor temperature).
- •Pipe Length: 5 m, Height difference: 0 m (Outdoor unit to Indoor unit)
- •The Total ability of connected indoor unit is up to 54000Btu from 27000Btu.

5 Rooms Multi Combination Table-Heating

5 Rooms Multi heating

AOYG36LBLA5	Combination of Indoor Unit					HEATING OPERATION										
						Heating Capacity						Input Power (min-max)	COP	Seasonal Data		
						Room 1	Room 2	Room 3	Room 4	Room 5	Total Capacity (min-max)			Pdesign	SCOP	Energy efficiency
						kW	kW	kW	kW	kW	kW	kW		kW		
2 Room	7	24	-	-	-	2.40	8.40	-	-	-	10.8 (3.5-12.4)	2.97 (0.7-3.34)	3.64	8.9	3.9	A
	9	24	-	-	-	3.00	8.40	-	-	-	11.4 (3.5-13.2)	3.15 (0.7-3.58)	3.62	9.0	3.9	A
	12	24	-	-	-	4.00	8.00	-	-	-	12.0 (3.5-14.0)	3.34 (0.7-3.82)	3.59	9.0	4.0	A+
	14	24	-	-	-	4.42	7.58	-	-	-	12.0 (3.5-14.0)	3.33 (0.7-3.82)	3.60	9.0	4.0	A+
	18	18	-	-	-	6.00	6.00	-	-	-	12.0 (3.5-14.0)	3.34 (0.7-3.82)	3.59	9.0	4.0	A+
	18	24	-	-	-	5.14	6.86	-	-	-	12.0 (3.5-14.0)	3.32 (0.7-3.82)	3.61	9.0	4.0	A+
	24	24	-	-	-	6.00	6.00	-	-	-	12.0 (3.5-14.0)	3.31 (0.7-3.82)	3.62	9.0	4.0	A+
3 Room	7	7	14	-	-	2.40	2.40	4.80	-	-	9.6 (3.5-11.2)	2.45 (0.7-2.98)	3.92	8.8	4.0	A+
	7	7	18	-	-	2.40	2.40	6.00	-	-	10.8 (3.5-12.8)	2.80 (0.7-3.46)	3.86	9.0	4.0	A+
	7	7	24	-	-	2.21	2.21	7.58	-	-	12.0 (3.5-14.0)	3.14 (0.7-3.82)	3.82	9.0	4.0	A+
	7	9	12	-	-	2.40	3.00	4.20	-	-	9.6 (3.5-11.2)	2.45 (0.7-2.98)	3.92	8.8	4.0	A+
	7	9	14	-	-	2.40	3.00	4.80	-	-	10.2 (3.5-12.0)	2.63 (0.7-3.22)	3.88	8.9	4.0	A+
	7	9	18	-	-	2.40	3.00	6.00	-	-	11.4 (3.5-13.6)	2.97 (0.7-3.70)	3.84	9.0	4.0	A+
	7	9	24	-	-	2.10	2.70	7.20	-	-	12.0 (3.5-14.0)	3.13 (0.7-3.82)	3.83	9.0	4.0	A+
	7	12	12	-	-	2.40	4.20	4.20	-	-	10.8 (3.5-12.4)	2.79 (0.7-3.34)	3.87	8.9	4.0	A+
	7	12	14	-	-	2.40	4.20	4.80	-	-	11.4 (3.5-13.2)	2.96 (0.7-3.58)	3.85	9.0	4.0	A+
	7	12	18	-	-	2.27	3.89	5.84	-	-	12.0 (3.5-14.0)	3.14 (0.7-3.82)	3.82	9.0	4.0	A+
	7	12	24	-	-	1.95	3.35	6.70	-	-	12.0 (3.5-14.0)	3.13 (0.7-3.82)	3.83	9.0	4.0	A+
	7	14	14	-	-	2.40	4.80	4.80	-	-	12.0 (3.5-14.0)	3.14 (0.7-3.82)	3.82	9.0	4.0	A+
	7	14	18	-	-	2.15	4.31	5.54	-	-	12.0 (3.5-14.0)	3.13 (0.7-3.82)	3.83	9.0	4.0	A+
	7	14	24	-	-	1.87	3.73	6.40	-	-	12.0 (3.5-14.0)	3.13 (0.7-3.82)	3.84	9.0	4.0	A+
	7	18	18	-	-	1.96	5.02	5.02	-	-	12.0 (3.5-14.0)	3.13 (0.7-3.82)	3.83	9.0	4.0	A+
	7	18	24	-	-	1.71	4.41	5.88	-	-	12.0 (3.5-14.0)	3.13 (0.7-3.82)	3.84	9.0	4.0	A+
	9	9	9	-	-	3.00	3.00	3.00	-	-	9.0 (3.5-10.8)	2.29 (0.7-2.86)	3.93	8.8	4.0	A+
	9	9	12	-	-	3.00	3.00	4.20	-	-	10.2 (3.5-12.0)	2.63 (0.7-3.22)	3.88	8.9	4.0	A+
	9	9	14	-	-	3.00	3.00	4.80	-	-	10.8 (3.5-12.8)	2.80 (0.7-3.46)	3.86	9.0	4.0	A+
	9	9	18	-	-	3.00	3.00	6.00	-	-	12.0 (3.5-14.0)	3.14 (0.7-3.82)	3.82	9.0	4.0	A+
	9	9	24	-	-	2.57	2.57	6.86	-	-	12.0 (3.5-14.0)	3.13 (0.7-3.82)	3.83	9.0	4.0	A+
	9	12	12	-	-	3.00	4.20	4.20	-	-	11.4 (3.5-13.2)	2.96 (0.7-3.58)	3.85	9.0	4.0	A+
	9	12	14	-	-	3.00	4.20	4.80	-	-	12.0 (3.5-14.0)	3.14 (0.7-3.82)	3.82	9.0	4.0	A+
	9	12	18	-	-	2.77	3.69	5.54	-	-	12.0 (3.5-14.0)	3.13 (0.7-3.82)	3.83	9.0	4.0	A+
	9	12	24	-	-	2.40	3.20	6.40	-	-	12.0 (3.5-14.0)	3.13 (0.7-3.82)	3.84	9.0	4.0	A+
	9	14	14	-	-	2.92	4.54	4.54	-	-	12.0 (3.5-14.0)	3.14 (0.7-3.82)	3.82	9.0	4.0	A+
	9	14	18	-	-	2.63	4.10	5.27	-	-	12.0 (3.5-14.0)	3.13 (0.7-3.82)	3.83	9.0	4.0	A+
	9	14	24	-	-	2.30	3.57	6.13	-	-	12.0 (3.5-14.0)	3.13 (0.7-3.82)	3.84	9.0	4.0	A+
	9	18	18	-	-	2.40	4.80	4.80	-	-	12.0 (3.5-14.0)	3.13 (0.7-3.82)	3.84	9.0	4.0	A+
	9	18	24	-	-	2.12	4.24	5.64	-	-	12.0 (3.5-14.0)	3.12 (0.7-3.82)	3.85	9.0	4.0	A+
	12	12	12	-	-	4.00	4.00	4.00	-	-	12.0 (3.5-14.0)	3.14 (0.7-3.82)	3.82	9.0	4.0	A+
	12	12	14	-	-	3.79	3.79	4.42	-	-	12.0 (3.5-14.0)	3.14 (0.7-3.82)	3.82	9.0	4.0	A+
	12	12	18	-	-	3.43	3.43	5.14	-	-	12.0 (3.5-14.0)	3.13 (0.7-3.82)	3.83	9.0	4.0	A+
	12	12	24	-	-	3.00	3.00	6.00	-	-	12.0 (3.5-14.0)	3.13 (0.7-3.82)	3.84	9.0	4.0	A+
	12	14	14	-	-	3.60	4.20	4.20	-	-	12.0 (3.5-14.0)	3.13 (0.7-3.82)	3.83	9.0	4.0	A+
	12	14	18	-	-	3.27	3.82	4.91	-	-	12.0 (3.5-14.0)	3.13 (0.7-3.82)	3.83	9.0	4.0	A+
	12	14	24	-	-	2.88	3.36	5.76	-	-	12.0 (3.5-14.0)	3.13 (0.7-3.82)	3.84	9.0	4.0	A+
	12	18	18	-	-	3.00	4.50	4.50	-	-	12.0 (3.5-14.0)	3.13 (0.7-3.82)	3.84	9.0	4.0	A+
	12	18	24	-	-	2.67	4.00	5.33	-	-	12.0 (3.5-14.0)	3.12 (0.7-3.82)	3.85	9.0	4.0	A+
	14	14	14	-	-	4.00	4.00	4.00	-	-	12.0 (3.5-14.0)	3.13 (0.7-3.82)	3.83	9.0	4.0	A+
	14	14	18	-	-	3.65	3.65	4.70	-	-	12.0 (3.5-14.0)	3.13 (0.7-3.82)	3.84	9.0	4.0	A+
	14	14	24	-	-	3.23	3.23	5.54	-	-	12.0 (3.5-14.0)	3.12 (0.7-3.82)	3.85	9.0	4.0	A+
	14	18	18	-	-	3.36	4.32	4.32	-	-	12.0 (3.5-14.0)	3.13 (0.7-3.82)	3.84	9.0	4.0	A+
	18	18	18	-	-	4.00	4.00	4.00	-	-	12.0 (3.5-14.0)	3.12 (0.7-3.82)	3.85	9.0	4.0	A+
4 Room	7	7	7	7	-	2.40	2.40	2.40	2.40	-	9.6 (3.5-11.2)	2.31 (0.7-2.98)	4.16	8.8	4.2	A+
	7	7	7	9	-	2.40	2.40	2.40	3.00	-	10.2 (3.5-12.0)	2.47 (0.7-3.22)	4.13	8.9	4.2	A+
	7	7	7	12	-	2.40	2.40	2.40	4.20	-	11.4 (3.5-13.2)	2.79 (0.7-3.58)	4.09	9.0	4.2	A+
	7	7	7	14	-	2.40	2.40	2.40	4.80	-	12.0 (3.5-14.0)	2.95 (0.7-3.82)	4.07	9.0	4.2	A+
	7	7	7	18	-	2.15	2.15	2.15	5.55	-	12.0 (3.5-14.0)	2.94 (0.7-3.82)	4.08	9.0	4.2	A+
	7	7	7	24	-	1.87	1.87	1.87	6.39	-	12.0 (3.5-14.0)	2.93 (0.7-3.82)	4.10	9.0	4.2	A+
	7	7	9	9	-	2.40	2.40	3.00	3.00	-	10.8 (3.5-12.8)	2.64 (0.7-3.46)	4.09	9.0	4.2	A+
	7	7	9	12	-	2.40	2.40	3.00	4.20	-	12.0 (3.5-14.0)	2.95 (0.7-3.82)	4.07	9.0	4.2	A+
	7	7	9	14	-	2.27	2.27	2.92	4.54	-	12.0 (3.5-14.0)	2.95 (0.7-3.82)	4.07	9.0	4.2	A+
	7	7	9	18	-	2.05	2.05	2.63	5.27	-	12.0 (3.5-14.0)	2.94 (0.7-3.82)	4.08	9.0	4.2	A+
	7	7	9	24	-	1.79	1.79	2.30	6.12	-	12.0 (3.5-14.0)	2.93 (0.7-3.82)	4.10	9.0	4.2	A+
	7	7	12	12	-	2.21	2.21	3.79	3.79	-	12.0 (3.5-14.0)	2.94 (0.7-3.82)	4.08	9.0	4.2	A+
	7	7	12	14	-	2.10	2.10	3.60	4.20	-	12.0 (3.5-14.0)	2.94 (0.7-3.82)	4.08	9.0	4.2	A+
	7	7	12	18	-	1.91	1.91	3.27	4.91	-	12.0 (3.5-14.0)	2.93 (0.7-3.82)	4.09	9.0	4.2	A+
	7	7	12	24	-	1.68	1.68	2.88	5.76	-	12.0 (3.5-14.0)	2.92 (0.7-3.82)	4.11	9.0	4.2	A+
	7	7	14	14	-	2.00	2.00	4.00	4.00	-	12.0 (3.5-14.0)	2.93 (0.7-3.82)	4.09	9.0	4.2	A+
	7	7	14	18	-	1.83	1.83	3.65	4.69	-	12.0 (3.5-14.0)	2.93 (0.7-3.82)	4.10	9.0	4.2	A+
	7	7	14	24	-	1.62	1.62	3.23	5.53	-	12.0 (3.5-14.0)	2.92 (0.7-3.82)	4.11	9.0	4.2	A+
	7	7	18	18	-	1.68	1.68	4.32	4.32	-	12.0 (3.5-14.0)	2.92 (0.7-3.82)	4.11	9.0	4.2	A+
	7	9	9	9	-	2.40	3.00	3.00	3.00	-	11.4 (3.5-13.6)	2.80 (0.7-3.70)	4.07	9.0	4.2	A+
	7	9	9	12	-	2.27	2.92	2.92	3.89	-	12.0 (3.5-14.0)	2.95 (0.7-3.82)	4.07	9.0	4.2	A+
	7	9	9	14	-	2.15	2.77	2.77	4.31	-	12.0 (3.5-14.0)	2.94 (0.7-3.82)	4.08	9.0	4.2	A+
	7	9	9	18	-	1.95	2.51	2.51	5.03	-	12.0 (3.5-14.0)	2.93 (0.7-3.82)	4.09	9.0	4.2	A+
	7	9	9	24	-	1.71	2.20	2.20	5.89	-	12.0 (3.5-14.0)	2.92 (0.7-3.82)	4.11	9.0	4.2	A+
	7	9	12	12	-	2.10	2.70	3.60	3.60	-	12.0 (3.5-14.0)	2.94 (0.7-3.82)	4.08	9.0	4.2	A+
	7	9	12	14	-	2.00	2.57	3.43	4.00	-	12.0 (3.5-14.0)	2.93 (0.7-3.82)	4.09	9.0	4.2	A+
	7	9	12	18	-	1.83	2.35	3.13	4.69	-	12.0 (3.5-14.0)	2.93 (0.7-3.82)	4.10	9.0	4.2	A+
	7	9	12	24	-	1.62	2.08	2.77	5.53	-	12.0 (3.5-14.0)	2.92 (0.7-3.82)	4.11	9.0	4.2	A+
	7	9	14	14	-	1.91	2.45	3.82	3.82	-	12.0 (3.5-14.0)	2.93 (0.7-3.82)	4.09	9.0	4.2	A+
	7	9	14	18	-	1.75	2.25	3.50	4.50	-	12.0 (3.5-14.0)	2.93 (0.7-3.82)	4.10	9.0	4.2	A+
	7	9	14	24	-	1.56	2.00	3.11	5.33	-	12.0 (3.5-14.0)	2.91 (0.7-3.82)	4.12	9.0	4.2	A+
	7	9	18	18	-	1.62	2.08	4.15	4.15	-	12.0 (3.5-14.0)	2.92 (0.7-3.82)	4.11	9.0	4.2	A+
	7	12	12	12	-	1.95	3.35	3.35	3.35	-	12.0 (3.5-14.0)	2.93 (0.7-3.82)	4.09	9.0	4.2	A+
	7	12	12	14	-	1.87	3.20	3.20	3.73	-	12.0 (3.5-14.0)	2.93 (0.7-3.82)	4.10	9.0	4.2	A+
	7	12	12	18	-	1.71	2.94	2.94	4.41	-	12.0 (3.5-14.0)	2.92 (0.7-3.82)	4.11	9.0	4.2	A+
	7	12	14	14	-	1.80	3.06	3.57	3.57	-	12.0 (3.5-14.0)	2.93 (0.7-3.82)	4.10	9.0	4.2	A+
	7	12	14	18	-	1.65	2.82	3.29	4.24	-	12.0 (3.5-14.0)	2.92 (0.7-3.82)	4.11	9.0	4.2	A+
	7	14	14	14	-	1.71	3.43	3.43	3.43	-	12.0 (3.5-14.0)	2.92 (0.7-3.82)	4.11	9.0	4.2	A+
	7	14	14	18	-	1.58	3.17	3.17	4.08	-	12.0 (3.5-14.0)	2.91 (0.7-3.82)	4.12	9.0	4.2	A+
	9	9	9	9	-	3.00	3.00	3.00	3.00	-	12.0 (3.5-14.0)	2.95 (0.7-3.82)	4.07	9.0	4.2	A+
	9	9	9	12	-	2.77	2.77	2.77	3.69	-	12.0 (3.5-14.0)	2.94 (0.7-3.82)	4.08	9.0	4.2	A+
	9	9	9	14	-	2.63	2.63	2.63	4.11	-	12.0 (3.5-14.0)	2.94 (0.7-3.82)	4.08	9.0	4.2	A+
	9	9	9	18	-	2.40	2.40	2.40	4.80	-	12.0 (3.5-14.0)	2.93 (0.7-3.82)	4.10	9.0	4.2	A+
	9	9	9	24	-	2.12	2.12	2.12	5.64	-	12.0 (3.5-14.0)	2.92 (0.7-3.82)	4.11	9.0	4.2	A+
	9	9	12	12	-	2.57	2.57	3.43	3.43	-	12.0 (3.5-14.0)	2.93 (0.7-3.82)	4.09	9.0	4.2	A+
	9	9	12	14	-	2.45	2.45	3.27	3.83	-	12.0 (3.5-14.0)	2.93 (0.7-3.82)	4.09	9.0	4.2	A+
	9	9	12	18	-	2.25	2.25	3.00	4.50	-	12.0 (3.5-14.0)	2.93 (0.7-3.82)	4.10	9.0	4.2	A+
	9	9	12	24	-	2.00	2.00	2.67	5.33	-	12.0 (3.5-14.0)	2.91 (0.7-3.82)	4.12	9.0	4.2	A+
	9	9	14	14	-	2.35	2.35	3.65	3.65	-	12.0 (3.5-14.0)	2.93 (0.7-3.82)	4.10	9.0	4.2	A+
	9	9	14	18	-	2.16	2.16	3.36	4.32	-	12.0 (3.5-14.0)	2.92 (0.7-3.82)	4.11	9.0	4.2	A+
	9	9	18	18	-	2.00	2.00	4.00	4.00	-	12.0 (3.5-14.0)	2.91 (0.7-3.82)	4.12	9.0	4.2	A+
	9	12	12	12	-	2.40	3.20	3.20	3.20	-	12.0 (3.5-14.0)	2.93 (0.7-3.82)	4.10	9.0	4.2	A+
	9	12	12	14	-	2.30	3.06	3.06	3.58	-	12.0 (3.5-14.0)	2.93 (0.7-3.82)	4.10	9.0	4.2	A+
	9	12	12	18	-	2.12	2.82	2.82	4.24	-	12.0 (3.5-14.0)	2.92 (0.7-3.82)	4.11	9.0	4.2	A+
	9	12	14	14	-	2.20	2.94	3.43	3.43	-	12.0 (3.5-14.0)	2.92 (0.7-3.82)	4.11	9.0	4.2	A+
	9	12	14	18	-	2.04	2.72	3.17	4.07	-	12.0 (3.5-14.0)	2.91 (0.7-3.82)	4.12	9.0	4.2	A+
	9	14	14	14	-	2.13	3.29	3.29	3.29	-	12.0 (3.5-14.0)	2.92 (0.7-3.82)	4.11	9.0	4.2	A+
	12	12	12	12	-	3.00	3.00	3.00	3.00	-	12.0 (3.5-14.0)	2.93 (0.7-3.82)	4.10	9.0	4.2	A+
	12	12	12	14	-	2.88	2.88	2.88	3.36	-	12.0 (3.5-14.0)	2.92 (0.7-3.82)	4.11	9.0	4.2	A+
	12	12	12	18	-	2.67	2.67	2.67	3.99	-	12.0 (3.5-14.0)	2.91 (0.7-3.82)	4.12	9.0	4.2	A+
	12	12	14	14	-	2.77	2.77	3.23	3.23	-	12.0 (3.5-14.0)	2.92 (0.7-3.82)	4.11	9.0	4.2	A+
	12	14	14	14	-	2.67	3.11	3.11	3.11	-	12.0 (3.5-14.0)	2.91 (0.7-3.82)	4.12	9.0	4.2	A+

Note:
- •7:7000Btu/h / 9:9000Btu/h / 12:12000Btu/h / 14:14000Btu/h / 18:18000Btu/h / 24:24000Btu/h models
- •The above is the value for connecting with Wall Mounted type.
- •2 or more indoor units should be connected.
- •Heating capacity is based on 20°CDB (indoor temperature), 7°CDB/6°CWB (outdoor temperature).
- •Pipe Length: 5 m, Height difference: 0 m (Outdoor unit to Indoor unit)
- •The Total ability of connected indoor unit is up to 54000Btu from 27000Btu.

5 Rooms Multi heating

AOYG36LBLA5	Combination of Indoor Unit					HEATING OPERATION										
						Heating Capacity						Input Power (min-max)	COP	Seasonal Data		
						Room 1	Room 2	Room 3	Room 4	Room 5	Total Capacity (min-max)			Pdesign	SCOP	Energy efficiency
						kW	kW	kW	kW	kW	kW	kW		kW		
5 Room	7	7	7	7	7	2.40	2.40	2.40	2.40	2.40	12.0 (3.5-14.0)	2.79 (0.7-3.82)	4.30	9.0	4.4	A+
	7	7	7	7	9	2.27	2.27	2.27	2.27	2.92	12.0 (3.5-14.0)	2.79 (0.7-3.82)	4.30	9.0	4.4	A+
	7	7	7	7	12	2.10	2.10	2.10	2.10	3.60	12.0 (3.5-14.0)	2.78 (0.7-3.82)	4.31	9.0	4.4	A+
	7	7	7	7	14	2.00	2.00	2.00	2.00	4.00	12.0 (3.5-14.0)	2.78 (0.7-3.82)	4.32	9.0	4.4	A+
	7	7	7	7	18	1.83	1.83	1.83	1.83	4.68	12.0 (3.5-14.0)	2.77 (0.7-3.82)	4.33	9.0	4.4	A+
	7	7	7	7	24	1.62	1.62	1.62	1.62	5.52	12.0 (3.5-14.0)	2.76 (0.7-3.82)	4.34	9.0	4.4	A+
	7	7	7	9	9	2.15	2.15	2.15	2.77	2.77	12.0 (3.5-14.0)	2.78 (0.7-3.82)	4.31	9.0	4.4	A+
	7	7	7	9	12	2.00	2.00	2.00	2.57	3.43	12.0 (3.5-14.0)	2.78 (0.7-3.82)	4.32	9.0	4.4	A+
	7	7	7	9	14	1.91	1.91	1.91	2.45	3.82	12.0 (3.5-14.0)	2.78 (0.7-3.82)	4.32	9.0	4.4	A+
	7	7	7	9	18	1.75	1.75	1.75	2.25	4.50	12.0 (3.5-14.0)	2.77 (0.7-3.82)	4.33	9.0	4.4	A+
	7	7	7	9	24	1.56	1.56	1.56	2.00	5.32	12.0 (3.5-14.0)	2.76 (0.7-3.82)	4.35	9.0	4.4	A+
	7	7	7	12	12	1.87	1.87	1.87	3.20	3.20	12.0 (3.5-14.0)	2.77 (0.7-3.82)	4.33	9.0	4.4	A+
	7	7	7	12	14	1.79	1.79	1.79	3.06	3.57	12.0 (3.5-14.0)	2.77 (0.7-3.82)	4.33	9.0	4.4	A+
	7	7	7	12	18	1.65	1.65	1.65	2.82	4.23	12.0 (3.5-14.0)	2.76 (0.7-3.82)	4.34	9.0	4.4	A+
	7	7	7	14	14	1.71	1.71	1.71	3.43	3.43	12.0 (3.5-14.0)	2.76 (0.7-3.82)	4.34	9.0	4.4	A+
	7	7	7	14	18	1.58	1.58	1.58	3.17	4.09	12.0 (3.5-14.0)	2.76 (0.7-3.82)	4.35	9.0	4.4	A+
	7	7	9	9	9	2.05	2.05	2.63	2.63	2.63	12.0 (3.5-14.0)	2.78 (0.7-3.82)	4.31	9.0	4.4	A+
	7	7	9	9	12	1.91	1.91	2.45	2.45	3.28	12.0 (3.5-14.0)	2.78 (0.7-3.82)	4.32	9.0	4.4	A+
	7	7	9	9	14	1.83	1.83	2.35	2.35	3.64	12.0 (3.5-14.0)	2.77 (0.7-3.82)	4.33	9.0	4.4	A+
	7	7	9	9	18	1.68	1.68	2.16	2.16	4.32	12.0 (3.5-14.0)	2.76 (0.7-3.82)	4.34	9.0	4.4	A+
	7	7	9	12	12	1.79	1.79	2.30	3.06	3.06	12.0 (3.5-14.0)	2.77 (0.7-3.82)	4.33	9.0	4.4	A+
	7	7	9	12	14	1.71	1.71	2.20	2.94	3.44	12.0 (3.5-14.0)	2.76 (0.7-3.82)	4.34	9.0	4.4	A+
	7	7	9	12	18	1.58	1.58	2.04	2.72	4.08	12.0 (3.5-14.0)	2.76 (0.7-3.82)	4.35	9.0	4.4	A+
	7	7	9	14	14	1.65	1.65	2.12	3.29	3.29	12.0 (3.5-14.0)	2.76 (0.7-3.82)	4.34	9.0	4.4	A+
	7	7	12	12	12	1.68	1.68	2.88	2.88	2.88	12.0 (3.5-14.0)	2.76 (0.7-3.82)	4.34	9.0	4.4	A+
	7	7	12	12	14	1.62	1.62	2.77	2.77	3.22	12.0 (3.5-14.0)	2.76 (0.7-3.82)	4.34	9.0	4.4	A+
	7	7	12	14	14	1.56	1.56	2.66	3.11	3.11	12.0 (3.5-14.0)	2.76 (0.7-3.82)	4.35	9.0	4.4	A+
	7	9	9	9	9	1.96	2.51	2.51	2.51	2.51	12.0 (3.5-14.0)	2.78 (0.7-3.82)	4.32	9.0	4.4	A+
	7	9	9	9	12	1.83	2.35	2.35	2.35	3.12	12.0 (3.5-14.0)	2.77 (0.7-3.82)	4.33	9.0	4.4	A+
	7	9	9	9	14	1.75	2.25	2.25	2.25	3.50	12.0 (3.5-14.0)	2.77 (0.7-3.82)	4.33	9.0	4.4	A+
	7	9	9	9	18	1.62	2.08	2.08	2.08	4.14	12.0 (3.5-14.0)	2.76 (0.7-3.82)	4.34	9.0	4.4	A+
	7	9	9	12	12	1.72	2.20	2.20	2.94	2.94	12.0 (3.5-14.0)	2.76 (0.7-3.82)	4.34	9.0	4.4	A+
	7	9	9	12	14	1.65	2.12	2.12	2.82	3.29	12.0 (3.5-14.0)	2.76 (0.7-3.82)	4.34	9.0	4.4	A+
	7	9	9	14	14	1.58	2.04	2.04	3.17	3.17	12.0 (3.5-14.0)	2.76 (0.7-3.82)	4.35	9.0	4.4	A+
	7	9	12	12	12	1.61	2.08	2.77	2.77	2.77	12.0 (3.5-14.0)	2.76 (0.7-3.82)	4.34	9.0	4.4	A+
	7	9	12	12	14	1.56	2.00	2.67	2.67	3.10	12.0 (3.5-14.0)	2.76 (0.7-3.82)	4.35	9.0	4.4	A+
	9	9	9	9	9	2.40	2.40	2.40	2.40	2.40	12.0 (3.5-14.0)	2.77 (0.7-3.82)	4.33	9.0	4.4	A+
	9	9	9	9	12	2.25	2.25	2.25	2.25	3.00	12.0 (3.5-14.0)	2.77 (0.7-3.82)	4.33	9.0	4.4	A+
	9	9	9	9	14	2.16	2.16	2.16	2.16	3.36	12.0 (3.5-14.0)	2.76 (0.7-3.82)	4.34	9.0	4.4	A+
	9	9	9	9	18	2.00	2.00	2.00	2.00	4.00	12.0 (3.5-14.0)	2.76 (0.7-3.82)	4.35	9.0	4.4	A+
	9	9	9	12	12	2.12	2.12	2.12	2.82	2.82	12.0 (3.5-14.0)	2.76 (0.7-3.82)	4.34	9.0	4.4	A+
	9	9	9	12	14	2.04	2.04	2.04	2.72	3.16	12.0 (3.5-14.0)	2.76 (0.7-3.82)	4.35	9.0	4.4	A+
	9	9	12	12	12	2.00	2.00	2.67	2.67	2.67	12.0 (3.5-14.0)	2.76 (0.7-3.82)	4.35	9.0	4.4	A+

Note:
- •7:7000Btu/h / 9:9000Btu/h / 12:12000Btu/h / 14:14000Btu/h / 18:18000Btu/h / 24:24000Btu/h models
- •The above is the value for connecting with Wall Mounted type.
- •2 or more indoor units should be connected.
- •Heating capacity is based on 20°CDB (indoor temperature), 7°CDB/6°CWB (outdoor temperature).
- •Pipe Length: 5 m, Height difference: 0 m (Outdoor unit to Indoor unit)
- •The Total ability of connected indoor unit is up to 54000Btu from 27000Btu.

6 Rooms Multi Combination Table-Cooling

6 Rooms Multi cooling

AOYG45LBLA6	Combination of Indoor Unit						COOLING OPERATION								
							Cooling Capacity							Input Power (min-max)	EER
							Room 1	Room 2	Room 3	Room 4	Room 5	Room 6	Total Capacity (min-max)		
							kW	kW	kW	kW	kW	kW	kW	kW	
2 Room	12	24	-	-	-	-	3.50	7.00	-	-	-	-	10.5 (3.5-11.5)	3.06 (0.8-3.32)	3.43
	14	24	-	-	-	-	4.00	7.00	-	-	-	-	11.0 (3.5-12.1)	3.28 (0.8-3.70)	3.35
	18	18	-	-	-	-	5.00	5.00	-	-	-	-	10.0 (3.5-11.5)	2.92 (0.8-3.32)	3.42
	18	24	-	-	-	-	5.00	7.00	-	-	-	-	12.0 (3.5-13.4)	3.75 (0.8-4.46)	3.20
	24	24	-	-	-	-	6.25	6.25	-	-	-	-	12.5 (3.5-14.0)	4.01 (0.8-4.84)	3.12
3 Room	7	7	24	-	-	-	2.00	2.00	7.00	-	-	-	11.0 (3.5-12.1)	3.19 (0.8-3.70)	3.45
	7	9	18	-	-	-	2.00	2.50	5.00	-	-	-	9.5 (3.5-10.8)	2.55 (0.8-2.93)	3.73
	7	9	24	-	-	-	2.00	2.50	7.00	-	-	-	11.5 (3.5-12.7)	3.41 (0.8-4.08)	3.37
	7	12	18	-	-	-	2.00	3.50	5.00	-	-	-	10.5 (3.5-11.8)	3.02 (0.8-3.51)	3.48
	7	12	24	-	-	-	2.00	3.50	6.90	-	-	-	12.4 (3.5-13.7)	3.82 (0.8-4.65)	3.25
	7	14	14	-	-	-	2.00	4.00	4.00	-	-	-	10.0 (3.5-11.1)	2.81 (0.8-3.13)	3.56
	7	14	18	-	-	-	2.00	4.00	5.00	-	-	-	11.0 (3.5-12.4)	3.23 (0.8-3.89)	3.41
	7	14	24	-	-	-	1.94	3.89	6.67	-	-	-	12.5 (3.5-14.0)	3.89 (0.8-4.84)	3.21
	7	18	18	-	-	-	2.00	5.00	5.00	-	-	-	12.0 (3.5-13.7)	3.69 (0.8-4.65)	3.25
	7	18	24	-	-	-	1.79	4.59	6.12	-	-	-	12.5 (3.5-14.0)	3.87 (0.8-4.84)	3.23
	7	24	24	-	-	-	1.60	5.45	5.45	-	-	-	12.5 (3.5-14.0)	3.83 (0.8-4.84)	3.26
	9	9	18	-	-	-	2.50	2.50	5.00	-	-	-	10.0 (3.5-11.5)	2.84 (0.8-3.32)	3.52
	9	9	24	-	-	-	2.50	2.50	7.00	-	-	-	12.0 (3.5-13.4)	3.65 (0.8-4.46)	3.29
	9	12	14	-	-	-	2.50	3.50	4.00	-	-	-	10.0 (3.5-11.1)	2.81 (0.8-3.13)	3.56
	9	12	18	-	-	-	2.50	3.50	5.00	-	-	-	11.0 (3.5-12.4)	3.23 (0.8-3.89)	3.41
	9	12	24	-	-	-	2.50	3.33	6.67	-	-	-	12.5 (3.5-14.0)	3.89 (0.8-4.84)	3.21
	9	14	14	-	-	-	2.50	4.00	4.00	-	-	-	10.5 (3.5-11.8)	3.02 (0.8-3.51)	3.48
	9	14	18	-	-	-	2.50	4.00	5.00	-	-	-	11.5 (3.5-13.0)	3.45 (0.8-4.27)	3.33
	9	14	24	-	-	-	2.40	3.72	6.38	-	-	-	12.5 (3.5-14.0)	3.88 (0.8-4.84)	3.22
	9	18	18	-	-	-	2.50	5.00	5.00	-	-	-	12.5 (3.5-14.0)	3.89 (0.8-4.84)	3.21
	9	18	24	-	-	-	2.21	4.41	5.88	-	-	-	12.5 (3.5-14.0)	3.86 (0.8-4.84)	3.24
	9	24	24	-	-	-	1.98	5.26	5.26	-	-	-	12.5 (3.5-14.0)	3.82 (0.8-4.84)	3.27
	12	12	12	-	-	-	3.50	3.50	3.50	-	-	-	10.5 (3.5-11.5)	2.98 (0.8-3.32)	3.52
	12	12	14	-	-	-	3.50	3.50	4.00	-	-	-	11.0 (3.5-12.1)	3.19 (0.8-3.70)	3.45
	12	12	18	-	-	-	3.50	3.50	5.00	-	-	-	12.0 (3.5-13.4)	3.65 (0.8-4.46)	3.29
	12	12	24	-	-	-	3.13	3.13	6.24	-	-	-	12.5 (3.5-14.0)	3.87 (0.8-4.84)	3.23
	12	14	14	-	-	-	3.50	4.00	4.00	-	-	-	11.5 (3.5-12.7)	3.41 (0.8-4.08)	3.37
	12	14	18	-	-	-	3.50	4.00	5.00	-	-	-	12.5 (3.5-14.0)	3.89 (0.8-4.84)	3.21
	12	14	24	-	-	-	3.00	3.50	6.00	-	-	-	12.5 (3.5-14.0)	3.86 (0.8-4.84)	3.24
	12	18	18	-	-	-	3.12	4.69	4.69	-	-	-	12.5 (3.5-14.0)	3.87 (0.8-4.84)	3.23
	12	18	24	-	-	-	2.78	4.17	5.55	-	-	-	12.5 (3.5-14.0)	3.85 (0.8-4.84)	3.25
	12	24	24	-	-	-	2.50	5.00	5.00	-	-	-	12.5 (3.5-14.0)	3.81 (0.8-4.84)	3.28
	14	14	14	-	-	-	4.00	4.00	4.00	-	-	-	12.0 (3.5-13.4)	3.65 (0.8-4.46)	3.29
	14	14	18	-	-	-	3.80	3.80	4.90	-	-	-	12.5 (3.5-14.0)	3.88 (0.8-4.84)	3.22
	14	14	24	-	-	-	3.37	3.37	5.76	-	-	-	12.5 (3.5-14.0)	3.85 (0.8-4.84)	3.25
	14	18	18	-	-	-	3.50	4.50	4.50	-	-	-	12.5 (3.5-14.0)	3.86 (0.8-4.84)	3.24
	14	18	24	-	-	-	3.13	4.02	5.35	-	-	-	12.5 (3.5-14.0)	3.83 (0.8-4.84)	3.26
	14	24	24	-	-	-	2.82	4.84	4.84	-	-	-	12.5 (3.5-14.0)	3.80 (0.8-4.84)	3.29
	18	18	18	-	-	-	4.17	4.17	4.17	-	-	-	12.5 (3.5-14.0)	3.85 (0.8-4.84)	3.25
	18	18	24	-	-	-	3.75	3.75	5.00	-	-	-	12.5 (3.5-14.0)	3.81 (0.8-4.84)	3.28
4 Room	7	7	7	14	-	-	2.00	2.00	2.00	4.00	-	-	10.0 (3.5-11.1)	2.50 (0.8-3.13)	4.00
	7	7	7	18	-	-	2.00	2.00	2.00	5.00	-	-	11.0 (3.5-12.4)	3.06 (0.8-3.89)	3.59
	7	7	7	24	-	-	1.94	1.94	1.94	6.68	-	-	12.5 (3.5-14.0)	3.77 (0.8-4.84)	3.32
	7	7	9	12	-	-	2.00	2.00	2.50	3.50	-	-	10.0 (3.5-11.1)	2.50 (0.8-3.13)	4.00
	7	7	9	14	-	-	2.00	2.00	2.50	4.00	-	-	10.5 (3.5-11.8)	2.79 (0.8-3.51)	3.76
	7	7	9	18	-	-	2.00	2.00	2.50	5.00	-	-	11.5 (3.5-13.0)	3.33 (0.8-4.27)	3.45
	7	7	9	24	-	-	1.86	1.86	2.39	6.39	-	-	12.5 (3.5-14.0)	3.75 (0.8-4.84)	3.33
	7	7	12	12	-	-	2.00	2.00	3.50	3.50	-	-	11.0 (3.5-12.1)	3.00 (0.8-3.70)	3.67
	7	7	12	14	-	-	2.00	2.00	3.50	4.00	-	-	11.5 (3.5-12.7)	3.27 (0.8-4.08)	3.52
	7	7	12	18	-	-	2.00	2.00	3.50	5.00	-	-	12.5 (3.5-14.0)	3.78 (0.8-4.84)	3.31
	7	7	12	24	-	-	1.75	1.75	3.00	6.00	-	-	12.5 (3.5-14.0)	3.74 (0.8-4.84)	3.34
	7	7	14	14	-	-	2.00	2.00	4.00	4.00	-	-	12.0 (3.5-13.4)	3.51 (0.8-4.46)	3.42
	7	7	14	18	-	-	1.90	1.90	3.80	4.90	-	-	12.5 (3.5-14.0)	3.77 (0.8-4.84)	3.32
	7	7	14	24	-	-	1.68	1.68	3.37	5.77	-	-	12.5 (3.5-14.0)	3.73 (0.8-4.84)	3.35
	7	7	18	18	-	-	1.75	1.75	4.50	4.50	-	-	12.5 (3.5-14.0)	3.74 (0.8-4.84)	3.34
	7	7	18	24	-	-	1.56	1.56	4.02	5.36	-	-	12.5 (3.5-14.0)	3.70 (0.8-4.84)	3.38
	7	7	24	24	-	-	1.41	1.41	4.84	4.84	-	-	12.5 (3.5-14.0)	3.67 (0.8-4.84)	3.41
	7	9	9	9	-	-	2.00	2.50	2.50	2.50	-	-	9.5 (3.5-10.8)	2.31 (0.8-2.93)	4.11
	7	9	9	12	-	-	2.00	2.50	2.50	3.50	-	-	10.5 (3.5-11.8)	2.79 (0.8-3.51)	3.76
	7	9	9	14	-	-	2.00	2.50	2.50	4.00	-	-	11.0 (3.5-12.4)	3.06 (0.8-3.89)	3.59
	7	9	9	18	-	-	2.00	2.50	2.50	5.00	-	-	12.0 (3.5-13.7)	3.57 (0.8-4.65)	3.36
	7	9	9	24	-	-	1.79	2.30	2.30	6.11	-	-	12.5 (3.5-14.0)	3.74 (0.8-4.84)	3.34
	7	9	12	12	-	-	2.00	2.50	3.50	3.50	-	-	11.5 (3.5-12.7)	3.27 (0.8-4.08)	3.52
	7	9	12	14	-	-	2.00	2.50	3.50	4.00	-	-	12.0 (3.5-13.4)	3.51 (0.8-4.46)	3.42
	7	9	12	18	-	-	1.90	2.45	3.26	4.89	-	-	12.5 (3.5-14.0)	3.77 (0.8-4.84)	3.32
	7	9	12	24	-	-	1.68	2.16	2.88	5.78	-	-	12.5 (3.5-14.0)	3.73 (0.8-4.84)	3.35
	7	9	14	14	-	-	2.00	2.50	4.00	4.00	-	-	12.5 (3.5-14.0)	3.78 (0.8-4.84)	3.31
	7	9	14	18	-	-	1.82	2.34	3.65	4.69	-	-	12.5 (3.5-14.0)	3.75 (0.8-4.84)	3.33
	7	9	14	24	-	-	1.62	2.08	3.24	5.56	-	-	12.5 (3.5-14.0)	3.71 (0.8-4.84)	3.37
	7	9	18	18	-	-	1.68	2.16	4.33	4.33	-	-	12.5 (3.5-14.0)	3.73 (0.8-4.84)	3.35
	7	9	18	24	-	-	1.51	1.94	3.88	5.17	-	-	12.5 (3.5-14.0)	3.69 (0.8-4.84)	3.39
	7	12	12	12	-	-	1.90	3.50	3.50	3.50	-	-	12.4 (3.5-13.7)	3.69 (0.8-4.65)	3.36
	7	12	12	14	-	-	1.94	3.33	3.33	3.90	-	-	12.5 (3.5-14.0)	3.77 (0.8-4.84)	3.32
	7	12	12	18	-	-	1.79	3.06	3.06	4.59	-	-	12.5 (3.5-14.0)	3.74 (0.8-4.84)	3.34
	7	12	12	24	-	-	1.59	2.73	2.73	5.45	-	-	12.5 (3.5-14.0)	3.71 (0.8-4.84)	3.37
	7	12	14	14	-	-	1.87	3.19	3.72	3.72	-	-	12.5 (3.5-14.0)	3.75 (0.8-4.84)	3.33
	7	12	14	18	-	-	1.72	2.94	3.43	4.41	-	-	12.5 (3.5-14.0)	3.73 (0.8-4.84)	3.35
	7	12	14	24	-	-	1.54	2.63	3.07	5.26	-	-	12.5 (3.5-14.0)	3.70 (0.8-4.84)	3.38
	7	12	18	18	-	-	1.59	2.73	4.09	4.09	-	-	12.5 (3.5-14.0)	3.71 (0.8-4.84)	3.37
	7	12	18	24	-	-	1.43	2.46	3.69	4.92	-	-	12.5 (3.5-14.0)	3.68 (0.8-4.84)	3.40
	7	14	14	14	-	-	1.79	3.57	3.57	3.57	-	-	12.5 (3.5-14.0)	3.74 (0.8-4.84)	3.34
	7	14	14	18	-	-	1.65	3.30	3.30	4.25	-	-	12.5 (3.5-14.0)	3.72 (0.8-4.84)	3.36
	7	14	14	24	-	-	1.48	2.97	2.97	5.08	-	-	12.5 (3.5-14.0)	3.69 (0.8-4.84)	3.39
	7	14	18	18	-	-	1.53	3.07	3.95	3.95	-	-	12.5 (3.5-14.0)	3.70 (0.8-4.84)	3.38
	7	18	18	18	-	-	1.43	3.69	3.69	3.69	-	-	12.5 (3.5-14.0)	3.68 (0.8-4.84)	3.40
	9	9	9	9	-	-	2.50	2.50	2.50	2.50	-	-	10.0 (3.5-11.5)	2.59 (0.8-3.32)	3.86
	9	9	9	12	-	-	2.50	2.50	2.50	3.50	-	-	11.0 (3.5-12.4)	3.06 (0.8-3.89)	3.59
	9	9	9	14	-	-	2.50	2.50	2.50	4.00	-	-	11.5 (3.5-13.0)	3.33 (0.8-4.27)	3.45
	9	9	9	18	-	-	2.50	2.50	2.50	5.00	-	-	12.5 (3.5-14.0)	3.77 (0.8-4.84)	3.32
	9	9	9	24	-	-	2.21	2.21	2.21	5.87	-	-	12.5 (3.5-14.0)	3.73 (0.8-4.84)	3.35
	9	9	12	12	-	-	2.50	2.50	3.50	3.50	-	-	12.0 (3.5-13.4)	3.51 (0.8-4.46)	3.42
	9	9	12	14	-	-	2.50	2.50	3.50	4.00	-	-	12.5 (3.5-14.0)	3.78 (0.8-4.84)	3.31
	9	9	12	18	-	-	2.34	2.34	3.13	4.69	-	-	12.5 (3.5-14.0)	3.75 (0.8-4.84)	3.33
	9	9	12	24	-	-	2.08	2.08	2.78	5.56	-	-	12.5 (3.5-14.0)	3.71 (0.8-4.84)	3.37
	9	9	14	14	-	-	2.45	2.45	3.80	3.80	-	-	12.5 (3.5-14.0)	3.77 (0.8-4.84)	3.32
	9	9	14	18	-	-	2.25	2.25	3.50	4.50	-	-	12.5 (3.5-14.0)	3.74 (0.8-4.84)	3.34
	9	9	14	24	-	-	2.01	2.01	3.13	5.35	-	-	12.5 (3.5-14.0)	3.70 (0.8-4.84)	3.38
	9	9	18	18	-	-	2.08	2.08	4.17	4.17	-	-	12.5 (3.5-14.0)	3.71 (0.8-4.84)	3.37
	9	9	18	24	-	-	1.88	1.88	3.75	4.99	-	-	12.5 (3.5-14.0)	3.68 (0.8-4.84)	3.40
	9	12	12	12	-	-	2.51	3.33	3.33	3.33	-	-	12.5 (3.5-14.0)	3.77 (0.8-4.84)	3.32
	9	12	12	14	-	-	2.39	3.19	3.19	3.73	-	-	12.5 (3.5-14.0)	3.75 (0.8-4.84)	3.33
	9	12	12	18	-	-	2.21	2.94	2.94	4.41	-	-	12.5 (3.5-14.0)	3.73 (0.8-4.84)	3.35
	9	12	12	24	-	-	1.97	2.63	2.63	5.27	-	-	12.5 (3.5-14.0)	3.70 (0.8-4.84)	3.38
	9	12	14	14	-	-	2.30	3.06	3.57	3.57	-	-	12.5 (3.5-14.0)	3.74 (0.8-4.84)	3.34
	9	12	14	18	-	-	2.12	2.83	3.30	4.25	-	-	12.5 (3.5-14.0)	3.72 (0.8-4.84)	3.36
	9	12	14	24	-	-	1.91	2.54	2.97	5.08	-	-	12.5 (3.5-14.0)	3.69 (0.8-4.84)	3.39
	9	12	18	18	-	-	1.97	2.63	3.95	3.95	-	-	12.5 (3.5-14.0)	3.70 (0.8-4.84)	3.38
	9	14	14	14	-	-	2.21	3.43	3.43	3.43	-	-	12.5 (3.5-14.0)	3.73 (0.8-4.84)	3.35
	9	14	14	18	-	-	2.05	3.18	3.18	4.09	-	-	12.5 (3.5-14.0)	3.71 (0.8-4.84)	3.37
	9	14	14	24	-	-	1.84	2.87	2.87	4.92	-	-	12.5 (3.5-14.0)	3.68 (0.8-4.84)	3.40
	9	14	18	18	-	-	1.91	2.97	3.81	3.81	-	-	12.5 (3.5-14.0)	3.69 (0.8-4.84)	3.39

6 Rooms Multi cooling

AOYG45LBLA6	Combination of Indoor Unit						COOLING OPERATION								
							Cooling Capacity							Input Power (min-max)	EER
							Room 1	Room 2	Room 3	Room 4	Room 5	Room 6	Total Capacity (min-max)		
							kW	kW	kW	kW	kW	kW	kW	kW	
4 Room	12	12	12	12	-	-	3.13	3.13	3.13	3.13	-	-	12.5 (3.5-14.0)	3.75 (0.8-4.84)	3.33
	12	12	12	14	-	-	3.00	3.00	3.00	3.50	-	-	12.5 (3.5-14.0)	3.74 (0.8-4.84)	3.34
	12	12	12	18	-	-	2.78	2.78	2.78	4.16	-	-	12.5 (3.5-14.0)	3.71 (0.8-4.84)	3.37
	12	12	12	24	-	-	2.50	2.50	2.50	5.00	-	-	12.5 (3.5-14.0)	3.68 (0.8-4.84)	3.40
	12	12	14	14	-	-	2.88	2.88	3.37	3.37	-	-	12.5 (3.5-14.0)	3.73 (0.8-4.84)	3.35
	12	12	14	18	-	-	2.68	2.68	3.13	4.01	-	-	12.5 (3.5-14.0)	3.70 (0.8-4.84)	3.38
	12	12	14	24	-	-	2.42	2.42	2.82	4.84	-	-	12.5 (3.5-14.0)	3.67 (0.8-4.84)	3.41
	12	12	18	18	-	-	2.50	2.50	3.75	3.75	-	-	12.5 (3.5-14.0)	3.68 (0.8-4.84)	3.40
	12	14	14	14	-	-	2.78	3.24	3.24	3.24	-	-	12.5 (3.5-14.0)	3.71 (0.8-4.84)	3.37
	12	14	14	18	-	-	2.59	3.02	3.02	3.87	-	-	12.5 (3.5-14.0)	3.69 (0.8-4.84)	3.39
	12	14	18	18	-	-	2.42	2.82	3.63	3.63	-	-	12.5 (3.5-14.0)	3.67 (0.8-4.84)	3.41
5 Room	7	7	7	7	7	-	2.00	2.00	2.00	2.00	2.00	-	10.0 (3.5-11.1)	2.44 (0.8-3.13)	4.10
	7	7	7	7	9	-	2.00	2.00	2.00	2.00	2.50	-	10.5 (3.5-11.8)	2.72 (0.8-3.51)	3.86
	7	7	7	7	12	-	2.00	2.00	2.00	2.00	3.50	-	11.5 (3.5-12.7)	3.18 (0.8-4.08)	3.62
	7	7	7	7	14	-	2.00	2.00	2.00	2.00	4.00	-	12.0 (3.5-13.4)	3.41 (0.8-4.46)	3.52
	7	7	7	7	18	-	1.90	1.90	1.90	1.90	4.90	-	12.5 (3.5-14.0)	3.65 (0.8-4.84)	3.42
	7	7	7	7	24	-	1.68	1.68	1.68	1.68	5.78	-	12.5 (3.5-14.0)	3.61 (0.8-4.84)	3.46
	7	7	7	9	9	-	2.00	2.00	2.00	2.50	2.50	-	11.0 (3.5-12.4)	2.98 (0.8-3.89)	3.69
	7	7	7	9	12	-	2.00	2.00	2.00	2.50	3.50	-	12.0 (3.5-13.4)	3.41 (0.8-4.46)	3.52
	7	7	7	9	14	-	2.00	2.00	2.00	2.50	4.00	-	12.5 (3.5-14.0)	3.67 (0.8-4.84)	3.41
	7	7	7	9	18	-	1.82	1.82	1.82	2.34	4.70	-	12.5 (3.5-14.0)	3.64 (0.8-4.84)	3.43
	7	7	7	9	24	-	1.62	1.62	1.62	2.08	5.56	-	12.5 (3.5-14.0)	3.60 (0.8-4.84)	3.47
	7	7	7	12	12	-	1.94	1.94	1.94	3.34	3.34	-	12.5 (3.5-14.0)	3.65 (0.8-4.84)	3.42
	7	7	7	12	14	-	1.86	1.86	1.86	3.19	3.73	-	12.5 (3.5-14.0)	3.64 (0.8-4.84)	3.43
	7	7	7	12	18	-	1.72	1.72	1.72	2.94	4.40	-	12.5 (3.5-14.0)	3.62 (0.8-4.84)	3.45
	7	7	7	12	24	-	1.54	1.54	1.54	2.63	5.25	-	12.5 (3.5-14.0)	3.58 (0.8-4.84)	3.49
	7	7	7	14	14	-	1.79	1.79	1.79	3.57	3.57	-	12.5 (3.5-14.0)	3.63 (0.8-4.84)	3.44
	7	7	7	14	18	-	1.65	1.65	1.65	3.30	4.25	-	12.5 (3.5-14.0)	3.60 (0.8-4.84)	3.47
	7	7	7	14	24	-	1.48	1.48	1.48	2.97	5.09	-	12.5 (3.5-14.0)	3.57 (0.8-4.84)	3.50
	7	7	7	18	18	-	1.54	1.54	1.54	3.94	3.94	-	12.5 (3.5-14.0)	3.58 (0.8-4.84)	3.49
	7	7	9	9	9	-	2.00	2.00	2.50	2.50	2.50	-	11.5 (3.5-13.0)	3.24 (0.8-4.27)	3.55
	7	7	9	9	12	-	2.00	2.00	2.50	2.50	3.50	-	12.5 (3.5-14.0)	3.67 (0.8-4.84)	3.41
	7	7	9	9	14	-	1.90	1.90	2.45	2.45	3.80	-	12.5 (3.5-14.0)	3.65 (0.8-4.84)	3.42
	7	7	9	9	18	-	1.75	1.75	2.25	2.25	4.50	-	12.5 (3.5-14.0)	3.62 (0.8-4.84)	3.45
	7	7	9	9	24	-	1.56	1.56	2.01	2.01	5.36	-	12.5 (3.5-14.0)	3.59 (0.8-4.84)	3.48
	7	7	9	12	12	-	1.86	1.86	2.40	3.19	3.19	-	12.5 (3.5-14.0)	3.64 (0.8-4.84)	3.43
	7	7	9	12	14	-	1.79	1.79	2.30	3.06	3.56	-	12.5 (3.5-14.0)	3.63 (0.8-4.84)	3.44
	7	7	9	12	18	-	1.65	1.65	2.12	2.83	4.25	-	12.5 (3.5-14.0)	3.60 (0.8-4.84)	3.47
	7	7	9	12	24	-	1.48	1.48	1.91	2.54	5.09	-	12.5 (3.5-14.0)	3.57 (0.8-4.84)	3.50
	7	7	9	14	14	-	1.72	1.72	2.20	3.43	3.43	-	12.5 (3.5-14.0)	3.62 (0.8-4.84)	3.45
	7	7	9	14	18	-	1.59	1.59	2.05	3.18	4.09	-	12.5 (3.5-14.0)	3.59 (0.8-4.84)	3.48
	7	7	9	14	24	-	1.43	1.43	1.84	2.87	4.93	-	12.5 (3.5-14.0)	3.56 (0.8-4.84)	3.51
	7	7	9	18	18	-	1.48	1.48	1.92	3.81	3.81	-	12.5 (3.5-14.0)	3.57 (0.8-4.84)	3.50
	7	7	12	12	12	-	1.75	1.75	3.00	3.00	3.00	-	12.5 (3.5-14.0)	3.62 (0.8-4.84)	3.45
	7	7	12	12	14	-	1.68	1.68	2.88	2.88	3.38	-	12.5 (3.5-14.0)	3.61 (0.8-4.84)	3.46
	7	7	12	12	18	-	1.56	1.56	2.68	2.68	4.02	-	12.5 (3.5-14.0)	3.59 (0.8-4.84)	3.48
	7	7	12	12	24	-	1.41	1.41	2.42	2.42	4.84	-	12.5 (3.5-14.0)	3.55 (0.8-4.84)	3.52
	7	7	12	14	14	-	1.62	1.62	2.78	3.24	3.24	-	12.5 (3.5-14.0)	3.60 (0.8-4.84)	3.47
	7	7	12	14	18	-	1.51	1.51	2.59	3.02	3.87	-	12.5 (3.5-14.0)	3.57 (0.8-4.84)	3.50
	7	7	12	18	18	-	1.41	1.41	2.42	3.63	3.63	-	12.5 (3.5-14.0)	3.55 (0.8-4.84)	3.52
	7	7	14	14	14	-	1.56	1.56	3.13	3.13	3.13	-	12.5 (3.5-14.0)	3.59 (0.8-4.84)	3.48
	7	7	14	14	18	-	1.46	1.46	2.92	2.92	3.74	-	12.5 (3.5-14.0)	3.56 (0.8-4.84)	3.51
	7	9	9	9	9	-	2.00	2.50	2.50	2.50	2.50	-	12.0 (3.5-13.7)	3.47 (0.8-4.65)	3.46
	7	9	9	9	12	-	1.90	2.45	2.45	2.45	3.25	-	12.5 (3.5-14.0)	3.65 (0.8-4.84)	3.42
	7	9	9	9	14	-	1.82	2.34	2.34	2.34	3.66	-	12.5 (3.5-14.0)	3.64 (0.8-4.84)	3.43
	7	9	9	9	18	-	1.68	2.16	2.16	2.16	4.34	-	12.5 (3.5-14.0)	3.61 (0.8-4.84)	3.46
	7	9	9	9	24	-	1.51	1.94	1.94	1.94	5.17	-	12.5 (3.5-14.0)	3.57 (0.8-4.84)	3.50
	7	9	9	12	12	-	1.78	2.30	2.30	3.06	3.06	-	12.5 (3.5-14.0)	3.63 (0.8-4.84)	3.44
	7	9	9	12	14	-	1.72	2.21	2.21	2.94	3.42	-	12.5 (3.5-14.0)	3.62 (0.8-4.84)	3.45
	7	9	9	12	18	-	1.59	2.05	2.05	2.73	4.08	-	12.5 (3.5-14.0)	3.59 (0.8-4.84)	3.48
	7	9	9	12	24	-	1.43	1.84	1.84	2.46	4.93	-	12.5 (3.5-14.0)	3.56 (0.8-4.84)	3.51
	7	9	9	14	14	-	1.66	2.12	2.12	3.30	3.30	-	12.5 (3.5-14.0)	3.60 (0.8-4.84)	3.47
	7	9	9	14	18	-	1.54	1.97	1.97	3.07	3.95	-	12.5 (3.5-14.0)	3.58 (0.8-4.84)	3.49
	7	9	9	18	18	-	1.44	1.84	1.84	3.69	3.69	-	12.5 (3.5-14.0)	3.56 (0.8-4.84)	3.51
	7	9	12	12	12	-	1.69	2.17	2.88	2.88	2.88	-	12.5 (3.5-14.0)	3.61 (0.8-4.84)	3.46
	7	9	12	12	14	-	1.62	2.08	2.78	2.78	3.24	-	12.5 (3.5-14.0)	3.60 (0.8-4.84)	3.47
	7	9	12	12	18	-	1.51	1.94	2.59	2.59	3.87	-	12.5 (3.5-14.0)	3.57 (0.8-4.84)	3.50
	7	9	12	14	14	-	1.55	2.01	2.68	3.13	3.13	-	12.5 (3.5-14.0)	3.59 (0.8-4.84)	3.48
	7	9	12	14	18	-	1.46	1.88	2.50	2.92	3.74	-	12.5 (3.5-14.0)	3.56 (0.8-4.84)	3.51
	7	9	14	14	14	-	1.50	1.94	3.02	3.02	3.02	-	12.5 (3.5-14.0)	3.57 (0.8-4.84)	3.50
	7	9	14	14	18	-	1.41	1.81	2.82	2.82	3.64	-	12.5 (3.5-14.0)	3.55 (0.8-4.84)	3.52
	7	12	12	12	12	-	1.58	2.73	2.73	2.73	2.73	-	12.5 (3.5-14.0)	3.59 (0.8-4.84)	3.48
	7	12	12	12	14	-	1.54	2.63	2.63	2.63	3.07	-	12.5 (3.5-14.0)	3.58 (0.8-4.84)	3.49
	7	12	12	12	18	-	1.43	2.46	2.46	2.46	3.69	-	12.5 (3.5-14.0)	3.56 (0.8-4.84)	3.51
	7	12	12	14	14	-	1.48	2.54	2.54	2.97	2.97	-	12.5 (3.5-14.0)	3.57 (0.8-4.84)	3.50
	7	12	14	14	14	-	1.43	2.46	2.87	2.87	2.87	-	12.5 (3.5-14.0)	3.56 (0.8-4.84)	3.51
	9	9	9	9	9	-	2.50	2.50	2.50	2.50	2.50	-	12.5 (3.5-14.0)	3.65 (0.8-4.84)	3.42
	9	9	9	9	12	-	2.34	2.34	2.34	2.34	3.14	-	12.5 (3.5-14.0)	3.64 (0.8-4.84)	3.43
	9	9	9	9	14	-	2.25	2.25	2.25	2.25	3.50	-	12.5 (3.5-14.0)	3.62 (0.8-4.84)	3.45
	9	9	9	9	18	-	2.08	2.08	2.08	2.08	4.18	-	12.5 (3.5-14.0)	3.60 (0.8-4.84)	3.47
	9	9	9	9	24	-	1.88	1.88	1.88	1.88	4.98	-	12.5 (3.5-14.0)	3.56 (0.8-4.84)	3.51
	9	9	9	12	12	-	2.21	2.21	2.21	2.94	2.94	-	12.5 (3.5-14.0)	3.62 (0.8-4.84)	3.45
	9	9	9	12	14	-	2.12	2.12	2.12	2.83	3.31	-	12.5 (3.5-14.0)	3.60 (0.8-4.84)	3.47
	9	9	9	12	18	-	1.97	1.97	1.97	2.63	3.96	-	12.5 (3.5-14.0)	3.58 (0.8-4.84)	3.49
	9	9	9	14	14	-	2.05	2.05	2.05	3.18	3.18	-	12.5 (3.5-14.0)	3.59 (0.8-4.84)	3.48
	9	9	9	14	18	-	1.91	1.91	1.91	2.97	3.80	-	12.5 (3.5-14.0)	3.57 (0.8-4.84)	3.50
	9	9	12	12	12	-	2.08	2.08	2.78	2.78	2.78	-	12.5 (3.5-14.0)	3.60 (0.8-4.84)	3.47
	9	9	12	12	14	-	2.01	2.01	2.68	2.68	3.12	-	12.5 (3.5-14.0)	3.59 (0.8-4.84)	3.48
	9	9	12	12	18	-	1.88	1.88	2.50	2.50	3.74	-	12.5 (3.5-14.0)	3.56 (0.8-4.84)	3.51
	9	9	12	14	14	-	1.94	1.94	2.58	3.02	3.02	-	12.5 (3.5-14.0)	3.57 (0.8-4.84)	3.50
	9	9	12	14	18	-	1.81	1.81	2.42	2.82	3.64	-	12.5 (3.5-14.0)	3.55 (0.8-4.84)	3.52
	9	9	14	14	14	-	1.87	1.87	2.92	2.92	2.92	-	12.5 (3.5-14.0)	3.56 (0.8-4.84)	3.51
	9	12	12	12	12	-	1.98	2.63	2.63	2.63	2.63	-	12.5 (3.5-14.0)	3.58 (0.8-4.84)	3.49
	9	12	12	12	14	-	1.91	2.54	2.54	2.54	2.97	-	12.5 (3.5-14.0)	3.57 (0.8-4.84)	3.50
	9	12	12	14	14	-	1.84	2.46	2.46	2.87	2.87	-	12.5 (3.5-14.0)	3.56 (0.8-4.84)	3.51
	12	12	12	12	12	-	2.50	2.50	2.50	2.50	2.50	-	12.5 (3.5-14.0)	3.56 (0.8-4.84)	3.51
	12	12	12	12	14	-	2.42	2.42	2.42	2.42	2.82	-	12.5 (3.5-14.0)	3.55 (0.8-4.84)	3.52

Note:
- •7:7000Btu/h / 9:9000Btu/h / 12:12000Btu/h / 14:14000Btu/h / 18:18000Btu/h / 24:24000Btu/h models
- •The above is the value for connecting with Wall Mounted type.
- •2 or more indoor units should be connected.
- •Cooling capacity is based on 27°CDB/19°CWB (indoor temperature), 35°CDB (outdoor temperature).
- •Pipe Length: 5 m, Height difference: 0 m (Outdoor unit to Indoor unit)
- •The Total ability of connected indoor unit is up to 62000Btu from 34000Btu.

6 Rooms Multi Combination Table-Cooling/Heating

6 Rooms Multi cooling

AOYG45LBLA6	Combination of Indoor Unit						COOLING OPERATION								
							Cooling Capacity							Input Power (min-max)	EER
							Room 1	Room 2	Room 3	Room 4	Room 5	Room 6	Total Capacity (min-max)		
							kW	kW	kW	kW	kW	kW	kW	kW	
6 Room	7	7	7	7	7	7	2.00	2.00	2.00	2.00	2.00	2.00	12.0 (3.5-13.4)	3.32 (0.8-4.46)	3.61
	7	7	7	7	7	9	2.00	2.00	2.00	2.00	2.00	2.50	12.5 (3.5-14.0)	3.57 (0.8-4.84)	3.50
	7	7	7	7	7	12	1.86	1.86	1.86	1.86	1.86	3.20	12.5 (3.5-14.0)	3.55 (0.8-4.84)	3.52
	7	7	7	7	7	14	1.79	1.79	1.79	1.79	1.79	3.55	12.5 (3.5-14.0)	3.54 (0.8-4.84)	3.53
	7	7	7	7	7	18	1.65	1.65	1.65	1.65	1.65	4.25	12.5 (3.5-14.0)	3.51 (0.8-4.84)	3.56
	7	7	7	7	7	24	1.48	1.48	1.48	1.48	1.48	5.10	12.5 (3.5-14.0)	3.48 (0.8-4.84)	3.59
	7	7	7	7	9	9	1.90	1.90	1.90	1.90	2.45	2.45	12.5 (3.5-14.0)	3.56 (0.8-4.84)	3.51
	7	7	7	7	9	12	1.79	1.79	1.79	1.79	2.29	3.05	12.5 (3.5-14.0)	3.54 (0.8-4.84)	3.53
	7	7	7	7	9	14	1.72	1.72	1.72	1.72	2.20	3.42	12.5 (3.5-14.0)	3.53 (0.8-4.84)	3.54
	7	7	7	7	9	18	1.59	1.59	1.59	1.59	2.05	4.09	12.5 (3.5-14.0)	3.50 (0.8-4.84)	3.57
	7	7	7	7	9	24	1.43	1.43	1.43	1.43	1.85	4.93	12.5 (3.5-14.0)	3.47 (0.8-4.84)	3.60
	7	7	7	7	12	12	1.68	1.68	1.68	1.68	2.89	2.89	12.5 (3.5-14.0)	3.52 (0.8-4.84)	3.55
	7	7	7	7	12	14	1.62	1.62	1.62	1.62	2.78	3.24	12.5 (3.5-14.0)	3.51 (0.8-4.84)	3.56
	7	7	7	7	12	18	1.51	1.51	1.51	1.51	2.59	3.87	12.5 (3.5-14.0)	3.48 (0.8-4.84)	3.59
	7	7	7	7	14	14	1.56	1.56	1.56	1.56	3.13	3.13	12.5 (3.5-14.0)	3.50 (0.8-4.84)	3.57
	7	7	7	7	14	18	1.46	1.46	1.46	1.46	2.92	3.74	12.5 (3.5-14.0)	3.47 (0.8-4.84)	3.60
	7	7	7	9	9	9	1.82	1.82	1.82	2.34	2.34	2.34	12.5 (3.5-14.0)	3.55 (0.8-4.84)	3.52
	7	7	7	9	9	12	1.72	1.72	1.72	2.21	2.21	2.92	12.5 (3.5-14.0)	3.53 (0.8-4.84)	3.54
	7	7	7	9	9	14	1.65	1.65	1.65	2.12	2.12	3.31	12.5 (3.5-14.0)	3.51 (0.8-4.84)	3.56
	7	7	7	9	9	18	1.54	1.54	1.54	1.97	1.97	3.94	12.5 (3.5-14.0)	3.49 (0.8-4.84)	3.58
	7	7	7	9	12	12	1.62	1.62	1.62	2.08	2.78	2.78	12.5 (3.5-14.0)	3.51 (0.8-4.84)	3.56
	7	7	7	9	12	14	1.56	1.56	1.56	2.01	2.68	3.13	12.5 (3.5-14.0)	3.50 (0.8-4.84)	3.57
	7	7	7	9	12	18	1.46	1.46	1.46	1.88	2.50	3.74	12.5 (3.5-14.0)	3.47 (0.8-4.84)	3.60
	7	7	7	9	14	14	1.51	1.51	1.51	1.93	3.02	3.02	12.5 (3.5-14.0)	3.48 (0.8-4.84)	3.59
	7	7	7	12	12	12	1.54	1.54	1.54	2.63	2.63	2.63	12.5 (3.5-14.0)	3.49 (0.8-4.84)	3.58
	7	7	7	12	12	14	1.48	1.48	1.48	2.54	2.54	2.98	12.5 (3.5-14.0)	3.48 (0.8-4.84)	3.59
	7	7	7	12	14	14	1.43	1.43	1.43	2.47	2.87	2.87	12.5 (3.5-14.0)	3.47 (0.8-4.84)	3.60
	7	7	9	9	9	9	1.75	1.75	2.25	2.25	2.25	2.25	12.5 (3.5-14.0)	3.53 (0.8-4.84)	3.54
	7	7	9	9	9	12	1.65	1.65	2.12	2.12	2.12	2.84	12.5 (3.5-14.0)	3.51 (0.8-4.84)	3.56
	7	7	9	9	9	14	1.59	1.59	2.05	2.05	2.05	3.17	12.5 (3.5-14.0)	3.50 (0.8-4.84)	3.57
	7	7	9	9	9	18	1.48	1.48	1.91	1.91	1.91	3.81	12.5 (3.5-14.0)	3.48 (0.8-4.84)	3.59
	7	7	9	9	12	12	1.56	1.56	2.01	2.01	2.68	2.68	12.5 (3.5-14.0)	3.50 (0.8-4.84)	3.57
	7	7	9	9	12	14	1.51	1.51	1.94	1.94	2.59	3.01	12.5 (3.5-14.0)	3.48 (0.8-4.84)	3.59
	7	7	9	9	12	18	1.41	1.41	1.81	1.81	2.42	3.64	12.5 (3.5-14.0)	3.46 (0.8-4.84)	3.61
	7	7	9	9	14	14	1.46	1.46	1.88	1.88	2.91	2.91	12.5 (3.5-14.0)	3.47 (0.8-4.84)	3.60
	7	7	9	12	12	12	1.48	1.48	1.92	2.54	2.54	2.54	12.5 (3.5-14.0)	3.48 (0.8-4.84)	3.59
	7	7	9	12	12	14	1.43	1.43	1.85	2.46	2.46	2.87	12.5 (3.5-14.0)	3.47 (0.8-4.84)	3.60
	7	7	12	12	12	12	1.41	1.41	2.42	2.42	2.42	2.42	12.5 (3.5-14.0)	3.46 (0.8-4.84)	3.61
	7	9	9	9	9	9	1.70	2.16	2.16	2.16	2.16	2.16	12.5 (3.5-14.0)	3.52 (0.8-4.84)	3.55
	7	9	9	9	9	12	1.59	2.05	2.05	2.05	2.05	2.71	12.5 (3.5-14.0)	3.50 (0.8-4.84)	3.57
	7	9	9	9	9	14	1.54	1.97	1.97	1.97	1.97	3.08	12.5 (3.5-14.0)	3.49 (0.8-4.84)	3.58
	7	9	9	9	12	12	1.50	1.94	1.94	1.94	2.59	2.59	12.5 (3.5-14.0)	3.48 (0.8-4.84)	3.59
	7	9	9	9	12	14	1.46	1.88	1.88	1.88	2.50	2.90	12.5 (3.5-14.0)	3.47 (0.8-4.84)	3.60
	7	9	9	12	12	12	1.44	1.84	1.84	2.46	2.46	2.46	12.5 (3.5-14.0)	3.47 (0.8-4.84)	3.60
	9	9	9	9	9	9	2.08	2.08	2.08	2.08	2.08	2.08	12.5 (3.5-14.0)	3.51 (0.8-4.84)	3.56
	9	9	9	9	9	12	1.97	1.97	1.97	1.97	1.97	2.65	12.5 (3.5-14.0)	3.49 (0.8-4.84)	3.58
	9	9	9	9	12	12	1.88	1.88	1.88	1.88	2.49	2.49	12.5 (3.5-14.0)	3.47 (0.8-4.84)	3.60

Note: •7:7000Btu/h / 9:9000Btu/h / 12:12000Btu/h / 14:14000Btu/h / 18:18000Btu/h / 24:24000Btu/h models
•The above is the value for connecting with Wall Mounted type.
•2 or more indoor units should be connected.
•Cooling capacity is based on 27°CDB/19°CWB (indoor temperature), 35°CDB (outdoor temperature).
•Pipe Length: 5 m, Height difference: 0 m (Outdoor unit to Indoor unit)
•The Total ability of connected indoor unit is up to 62000Btu from 34000Btu.

6 Rooms Multi heating

AOYG45LBLA6	Combination of Indoor Unit						HEATING OPERATION								
							Heating Capacity							Input Power (min-max)	COP
							Room 1	Room 2	Room 3	Room 4	Room 5	Room 6	Total Capacity (min-max)		
							kW	kW	kW	kW	kW	kW	kW	kW	
2 Room	12	24	-	-	-	-	4.07	8.13	-	-	-	-	12.2 (3.5-13.1)	3.41 (0.7-3.54)	3.58
	14	24	-	-	-	-	4.61	7.89	-	-	-	-	12.5 (3.5-13.8)	3.56 (0.7-3.76)	3.51
	18	18	-	-	-	-	6.10	6.10	-	-	-	-	12.2 (3.5-13.1)	3.41 (0.7-3.54)	3.58
	18	24	-	-	-	-	5.66	7.54	-	-	-	-	13.2 (3.5-15.3)	3.78 (0.7-4.20)	3.49
	24	24	-	-	-	-	6.75	6.75	-	-	-	-	13.5 (3.5-16.0)	3.89 (0.7-4.41)	3.47
3 Room	7	7	24	-	-	-	2.30	2.30	7.90	-	-	-	12.5 (3.5-13.8)	3.43 (0.7-3.76)	3.64
	7	9	18	-	-	-	2.35	3.02	6.03	-	-	-	11.4 (3.5-12.4)	2.98 (0.7-3.33)	3.83
	7	9	24	-	-	-	2.24	2.88	7.68	-	-	-	12.8 (3.5-14.5)	3.54 (0.7-3.98)	3.62
	7	12	18	-	-	-	2.33	3.99	5.98	-	-	-	12.3 (3.5-13.5)	3.35 (0.7-3.65)	3.67
	7	12	24	-	-	-	2.17	3.71	7.42	-	-	-	13.3 (3.5-15.6)	3.69 (0.7-4.30)	3.60
	7	14	14	-	-	-	2.40	4.80	4.80	-	-	-	12.0 (3.5-12.7)	3.15 (0.7-3.44)	3.81
	7	14	18	-	-	-	2.28	4.56	5.86	-	-	-	12.7 (3.5-14.2)	3.49 (0.7-3.87)	3.64
	7	14	24	-	-	-	2.10	4.20	7.20	-	-	-	13.5 (3.5-16.0)	3.75 (0.7-4.41)	3.60
	7	18	18	-	-	-	2.16	5.57	5.57	-	-	-	13.3 (3.5-15.6)	3.69 (0.7-4.30)	3.60
	7	18	24	-	-	-	1.93	4.96	6.61	-	-	-	13.5 (3.5-16.0)	3.74 (0.7-4.41)	3.61
	7	24	24	-	-	-	1.72	5.89	5.89	-	-	-	13.5 (3.5-16.0)	3.72 (0.7-4.41)	3.63
	9	9	18	-	-	-	3.05	3.05	6.10	-	-	-	12.2 (3.5-13.1)	3.28 (0.7-3.54)	3.72
	9	9	24	-	-	-	2.83	2.83	7.54	-	-	-	13.2 (3.5-15.3)	3.64 (0.7-4.20)	3.63
	9	12	14	-	-	-	3.09	4.11	4.80	-	-	-	12.0 (3.5-12.7)	3.15 (0.7-3.44)	3.81
	9	12	18	-	-	-	2.93	3.91	5.86	-	-	-	12.7 (3.5-14.2)	3.49 (0.7-3.87)	3.64
	9	12	24	-	-	-	2.70	3.60	7.20	-	-	-	13.5 (3.5-16.0)	3.75 (0.7-4.41)	3.60
	9	14	14	-	-	-	3.00	4.65	4.65	-	-	-	12.3 (3.5-13.5)	3.35 (0.7-3.65)	3.67
	9	14	18	-	-	-	2.85	4.44	5.71	-	-	-	13.0 (3.5-14.9)	3.59 (0.7-4.09)	3.62
	9	14	24	-	-	-	2.59	4.02	6.89	-	-	-	13.5 (3.5-16.0)	3.74 (0.7-4.41)	3.61
	9	18	18	-	-	-	2.70	5.40	5.40	-	-	-	13.5 (3.5-16.0)	3.75 (0.7-4.41)	3.60
	9	18	24	-	-	-	2.38	4.76	6.36	-	-	-	13.5 (3.5-16.0)	3.73 (0.7-4.41)	3.62
	9	24	24	-	-	-	2.14	5.68	5.68	-	-	-	13.5 (3.5-16.0)	3.71 (0.7-4.41)	3.64
	12	12	12	-	-	-	4.07	4.07	4.07	-	-	-	12.2 (3.5-13.1)	3.28 (0.7-3.54)	3.72
	12	12	14	-	-	-	3.94	3.95	4.61	-	-	-	12.5 (3.5-13.8)	3.43 (0.7-3.76)	3.64
	12	12	18	-	-	-	3.77	3.77	5.66	-	-	-	13.2 (3.5-15.3)	3.64 (0.7-4.20)	3.63
	12	12	24	-	-	-	3.38	3.38	6.74	-	-	-	13.5 (3.5-16.0)	3.74 (0.7-4.41)	3.61
	12	14	14	-	-	-	3.84	4.48	4.48	-	-	-	12.8 (3.5-14.5)	3.54 (0.7-3.98)	3.62
	12	14	18	-	-	-	3.68	4.30	5.52	-	-	-	13.5 (3.5-16.0)	3.75 (0.7-4.41)	3.60
	12	14	24	-	-	-	3.24	3.78	6.48	-	-	-	13.5 (3.5-16.0)	3.74 (0.7-4.41)	3.61
	12	18	18	-	-	-	3.38	5.06	5.06	-	-	-	13.5 (3.5-16.0)	3.74 (0.7-4.41)	3.61
	12	18	24	-	-	-	3.00	4.50	6.00	-	-	-	13.5 (3.5-16.0)	3.72 (0.7-4.41)	3.63
	12	24	24	-	-	-	2.70	5.40	5.40	-	-	-	13.5 (3.5-16.0)	3.71 (0.7-4.41)	3.64
	14	14	14	-	-	-	4.40	4.40	4.40	-	-	-	13.2 (3.5-15.3)	3.64 (0.7-4.20)	3.63
	14	14	18	-	-	-	4.11	4.11	5.28	-	-	-	13.5 (3.5-16.0)	3.75 (0.7-4.41)	3.60
	14	14	24	-	-	-	3.63	3.63	6.24	-	-	-	13.5 (3.5-16.0)	3.73 (0.7-4.41)	3.62
	14	18	18	-	-	-	3.78	4.86	4.86	-	-	-	13.5 (3.5-16.0)	3.74 (0.7-4.41)	3.61
	14	18	24	-	-	-	3.38	4.34	5.78	-	-	-	13.5 (3.5-16.0)	3.72 (0.7-4.41)	3.63
	14	24	24	-	-	-	3.04	5.23	5.23	-	-	-	13.5 (3.5-16.0)	3.70 (0.7-4.41)	3.65
	18	18	18	-	-	-	4.50	4.50	4.50	-	-	-	13.5 (3.5-16.0)	3.72 (0.7-4.41)	3.63
	18	18	24	-	-	-	4.05	4.05	5.40	-	-	-	13.5 (3.5-16.0)	3.71 (0.7-4.41)	3.64
4 Room	7	7	7	14	-	-	2.40	2.40	2.40	4.80	-	-	12.0 (3.5-12.7)	2.98 (0.7-3.44)	4.03
	7	7	7	18	-	-	2.28	2.28	2.28	5.86	-	-	12.7 (3.5-14.2)	3.35 (0.7-3.87)	3.79
	7	7	7	24	-	-	2.10	2.10	2.10	7.20	-	-	13.5 (3.5-16.0)	3.61 (0.7-4.41)	3.74
	7	7	9	12	-	-	2.40	2.40	3.09	4.11	-	-	12.0 (3.5-12.7)	2.98 (0.7-3.44)	4.03
	7	7	9	14	-	-	2.33	2.33	2.99	4.65	-	-	12.3 (3.5-13.5)	3.19 (0.7-3.65)	3.86
	7	7	9	18	-	-	2.22	2.22	2.85	5.71	-	-	13.0 (3.5-14.9)	3.46 (0.7-4.09)	3.76
	7	7	9	24	-	-	2.01	2.01	2.59	6.89	-	-	13.5 (3.5-16.0)	3.60 (0.7-4.41)	3.75
	7	7	12	12	-	-	2.30	2.30	3.95	3.95	-	-	12.5 (3.5-13.8)	3.28 (0.7-3.76)	3.81
	7	7	12	14	-	-	2.24	2.24	3.84	4.48	-	-	12.8 (3.5-14.5)	3.41 (0.7-3.98)	3.75
	7	7	12	18	-	-	2.15	2.15	3.68	5.52	-	-	13.5 (3.5-16.0)	3.61 (0.7-4.41)	3.74
	7	7	12	24	-	-	1.89	1.89	3.24	6.48	-	-	13.5 (3.5-16.0)	3.60 (0.7-4.41)	3.75
	7	7	14	14	-	-	2.20	2.20	4.40	4.40	-	-	13.2 (3.5-15.3)	3.52 (0.7-4.20)	3.75
	7	7	14	18	-	-	2.05	2.05	4.11	5.29	-	-	13.5 (3.5-16.0)	3.61 (0.7-4.41)	3.74
	7	7	14	24	-	-	1.82	1.82	3.63	6.23	-	-	13.5 (3.5-16.0)	3.59 (0.7-4.41)	3.76
	7	7	18	18	-	-	1.89	1.89	4.86	4.86	-	-	13.5 (3.5-16.0)	3.60 (0.7-4.41)	3.75
	7	7	18	24	-	-	1.69	1.69	4.34	5.78	-	-	13.5 (3.5-16.0)	3.58 (0.7-4.41)	3.77
	7	7	24	24	-	-	1.52	1.52	5.23	5.23	-	-	13.5 (3.5-16.0)	3.56 (0.7-4.41)	3.79
	7	9	9	9	-	-	2.34	3.02	3.02	3.02	-	-	11.4 (3.5-12.4)	2.82 (0.7-3.33)	4.04
	7	9	9	12	-	-	2.33	2.99	2.99	3.99	-	-	12.3 (3.5-13.5)	3.19 (0.7-3.65)	3.86
	7	9	9	14	-	-	2.28	2.93	2.93	4.56	-	-	12.7 (3.5-14.2)	3.35 (0.7-3.87)	3.79
	7	9	9	18	-	-	2.17	2.78	2.78	5.57	-	-	13.3 (3.5-15.6)	3.56 (0.7-4.30)	3.74
	7	9	9	24	-	-	1.93	2.48	2.48	6.61	-	-	13.5 (3.5-16.0)	3.60 (0.7-4.41)	3.75
	7	9	12	12	-	-	2.24	2.88	3.84	3.84	-	-	12.8 (3.5-14.5)	3.41 (0.7-3.98)	3.75
	7	9	12	14	-	-	2.20	2.83	3.77	4.40	-	-	13.2 (3.5-15.3)	3.52 (0.7-4.20)	3.75
	7	9	12	18	-	-	2.05	2.64	3.52	5.29	-	-	13.5 (3.5-16.0)	3.61 (0.7-4.41)	3.74
	7	9	12	24	-	-	1.82	2.34	3.12	6.22	-	-	13.5 (3.5-16.0)	3.59 (0.7-4.41)	3.76
	7	9	14	14	-	-	2.15	2.75	4.30	4.30	-	-	13.5 (3.5-16.0)	3.61 (0.7-4.41)	3.74
	7	9	14	18	-	-	1.97	2.53	3.94	5.06	-	-	13.5 (3.5-16.0)	3.60 (0.7-4.41)	3.75
	7	9	14	24	-	-	1.75	2.25	3.50	6.00	-	-	13.5 (3.5-16.0)	3.58 (0.7-4.41)	3.77
	7	9	18	18	-	-	1.82	2.34	4.67	4.67	-	-	13.5 (3.5-16.0)	3.59 (0.7-4.41)	3.76
	7	9	18	24	-	-	1.63	2.09	4.19	5.59	-	-	13.5 (3.5-16.0)	3.57 (0.7-4.41)	3.78
	7	12	12	12	-	-	2.17	3.71	3.71	3.71	-	-	13.3 (3.5-15.6)	3.56 (0.7-4.30)	3.74
	7	12	12	14	-	-	2.10	3.60	3.60	4.20	-	-	13.5 (3.5-16.0)	3.61 (0.7-4.41)	3.74
	7	12	12	18	-	-	1.93	3.31	3.31	4.95	-	-	13.5 (3.5-16.0)	3.60 (0.7-4.41)	3.75
	7	12	12	24	-	-	1.72	2.95	2.95	5.88	-	-	13.5 (3.5-16.0)	3.58 (0.7-4.41)	3.77
	7	12	14	14	-	-	2.01	3.45	4.02	4.02	-	-	13.5 (3.5-16.0)	3.60 (0.7-4.41)	3.75
	7	12	14	18	-	-	1.85	3.18	3.71	4.76	-	-	13.5 (3.5-16.0)	3.59 (0.7-4.41)	3.76
	7	12	14	24	-	-	1.66	2.84	3.32	5.68	-	-	13.5 (3.5-16.0)	3.57 (0.7-4.41)	3.78
	7	12	18	18	-	-	1.72	2.94	4.42	4.42	-	-	13.5 (3.5-16.0)	3.58 (0.7-4.41)	3.77
	7	12	18	24	-	-	1.55	2.66	3.98	5.31	-	-	13.5 (3.5-16.0)	3.56 (0.7-4.41)	3.79
	7	14	14	14	-	-	1.92	3.86	3.86	3.86	-	-	13.5 (3.5-16.0)	3.60 (0.7-4.41)	3.75
	7	14	14	18	-	-	1.78	3.57	3.57	4.58	-	-	13.5 (3.5-16.0)	3.59 (0.7-4.41)	3.76
	7	14	14	24	-	-	1.60	3.20	3.20	5.50	-	-	13.5 (3.5-16.0)	3.57 (0.7-4.41)	3.78
	7	14	18	18	-	-	1.66	3.32	4.26	4.26	-	-	13.5 (3.5-16.0)	3.57 (0.7-4.41)	3.78
	7	18	18	18	-	-	1.56	3.98	3.98	3.98	-	-	13.5 (3.5-16.0)	3.56 (0.7-4.41)	3.79
	9	9	9	9	-	-	3.05	3.05	3.05	3.05	-	-	12.2 (3.5-13.1)	3.09 (0.7-3.54)	3.95
	9	9	9	12	-	-	2.93	2.93	2.93	3.91	-	-	12.7 (3.5-14.2)	3.35 (0.7-3.87)	3.79
	9	9	9	14	-	-	2.85	2.85	2.85	4.45	-	-	13.0 (3.5-14.9)	3.46 (0.7-4.09)	3.76
	9	9	9	18	-	-	2.70	2.70	2.70	5.40	-	-	13.5 (3.5-16.0)	3.61 (0.7-4.41)	3.74
	9	9	9	24	-	-	2.38	2.38	2.38	6.36	-	-	13.5 (3.5-16.0)	3.59 (0.7-4.41)	3.76
	9	9	12	12	-	-	2.83	2.83	3.77	3.77	-	-	13.2 (3.5-15.3)	3.52 (0.7-4.20)	3.75
	9	9	12	14	-	-	2.76	2.76	3.68	4.30	-	-	13.5 (3.5-16.0)	3.61 (0.7-4.41)	3.74
	9	9	12	18	-	-	2.53	2.53	3.38	5.06	-	-	13.5 (3.5-16.0)	3.60 (0.7-4.41)	3.75
	9	9	12	24	-	-	2.25	2.25	3.00	6.00	-	-	13.5 (3.5-16.0)	3.58 (0.7-4.41)	3.77
	9	9	14	14	-	-	2.64	2.64	4.11	4.11	-	-	13.5 (3.5-16.0)	3.61 (0.7-4.41)	3.74
	9	9	14	18	-	-	2.43	2.43	3.78	4.86	-	-	13.5 (3.5-16.0)	3.60 (0.7-4.41)	3.75
	9	9	14	24	-	-	2.17	2.17	3.38	5.78	-	-	13.5 (3.5-16.0)	3.58 (0.7-4.41)	3.77
	9	9	18	18	-	-	2.25	2.25	4.50	4.50	-	-	13.5 (3.5-16.0)	3.58 (0.7-4.41)	3.77
	9	9	18	24	-	-	2.03	2.03	4.05	5.39	-	-	13.5 (3.5-16.0)	3.57 (0.7-4.41)	3.78
	9	12	12	12	-	-	2.70	3.60	3.60	3.60	-	-	13.5 (3.5-16.0)	3.61 (0.7-4.41)	3.74
	9	12	12	14	-	-	2.59	3.45	3.45	4.01	-	-	13.5 (3.5-16.0)	3.60 (0.7-4.41)	3.75
	9	12	12	18	-	-	2.38	3.18	3.18	4.76	-	-	13.5 (3.5-16.0)	3.59 (0.7-4.41)	3.76
	9	12	12	24	-	-	2.13	2.84	2.84	5.69	-	-	13.5 (3.5-16.0)	3.57 (0.7-4.41)	3.78
	9	12	14	14	-	-	2.48	3.30	3.86	3.86	-	-	13.5 (3.5-16.0)	3.60 (0.7-4.41)	3.75
	9	12	14	18	-	-	2.29	3.06	3.57	4.58	-	-	13.5 (3.5-16.0)	3.59 (0.7-4.41)	3.76
	9	12	14	24	-	-	2.06	2.75	3.20	5.49	-	-	13.5 (3.5-16.0)	3.57 (0.7-4.41)	3.78
	9	12	18	18	-	-	2.13	2.85	4.26	4.26	-	-	13.5 (3.5-16.0)	3.57 (0.7-4.41)	3.78
	9	14	14	14	-	-	2.37	3.71	3.71	3.71	-	-	13.5 (3.5-16.0)	3.59 (0.7-4.41)	3.76
	9	14	14	18	-	-	2.21	3.44	3.44	4.41	-	-	13.5 (3.5-16.0)	3.58 (0.7-4.41)	3.77
	9	14	14	24	-	-	1.99	3.10	3.10	5.31	-	-	13.5 (3.5-16.0)	3.56 (0.7-4.41)	3.79
	9	14	18	18	-	-	2.06	3.20	4.12	4.12	-	-	13.5 (3.5-16.0)	3.57 (0.7-4.41)	3.78

6 Rooms Multi Combination Table–Heating

6 Rooms Multi heating

AOYG45LBLA6	Combination of Indoor Unit						HEATING OPERATION								
							Heating Capacity							Input Power (min-max)	COP
							Room 1	Room 2	Room 3	Room 4	Room 5	Room 6	Total Capacity (min-max)		
							kW	kW	kW	kW	kW	kW	kW	kW	
4 Room	12	12	12	12	-	-	3.38	3.38	3.38	3.38	-	-	13.5 (3.5-16.0)	3.60 (0.7-4.41)	3.75
	12	12	12	14	-	-	3.24	3.24	3.24	3.78	-	-	13.5 (3.5-16.0)	3.60 (0.7-4.41)	3.75
	12	12	12	18	-	-	3.00	3.00	3.00	4.50	-	-	13.5 (3.5-16.0)	3.58 (0.7-4.41)	3.77
	12	12	12	24	-	-	2.70	2.70	2.70	5.40	-	-	13.5 (3.5-16.0)	3.57 (0.7-4.41)	3.78
	12	12	14	14	-	-	3.12	3.12	3.63	3.63	-	-	13.5 (3.5-16.0)	3.59 (0.7-4.41)	3.76
	12	12	14	18	-	-	2.89	2.89	3.38	4.34	-	-	13.5 (3.5-16.0)	3.58 (0.7-4.41)	3.77
	12	12	14	24	-	-	2.61	2.61	3.05	5.23	-	-	13.5 (3.5-16.0)	3.56 (0.7-4.41)	3.79
	12	12	18	18	-	-	2.70	2.70	4.05	4.05	-	-	13.5 (3.5-16.0)	3.57 (0.7-4.41)	3.78
	12	14	14	14	-	-	3.00	3.50	3.50	3.50	-	-	13.5 (3.5-16.0)	3.58 (0.7-4.41)	3.77
	12	14	14	18	-	-	2.79	3.26	3.26	4.19	-	-	13.5 (3.5-16.0)	3.57 (0.7-4.41)	3.78
	12	14	18	18	-	-	2.61	3.05	3.92	3.92	-	-	13.5 (3.5-16.0)	3.56 (0.7-4.41)	3.79
5 Room	7	7	7	7	7	-	2.40	2.40	2.40	2.40	2.40	-	12.0 (3.5-12.7)	2.82 (0.7-3.44)	4.26
	7	7	7	7	9	-	2.33	2.33	2.33	2.33	2.98	-	12.3 (3.5-13.5)	3.03 (0.7-3.65)	4.06
	7	7	7	7	12	-	2.24	2.24	2.24	2.24	3.84	-	12.8 (3.5-14.5)	3.29 (0.7-3.98)	3.89
	7	7	7	7	14	-	2.20	2.20	2.20	2.20	4.40	-	13.2 (3.5-15.3)	3.40 (0.7-4.20)	3.88
	7	7	7	7	18	-	2.05	2.05	2.05	2.05	5.30	-	13.5 (3.5-16.0)	3.49 (0.7-4.41)	3.87
	7	7	7	7	24	-	1.82	1.82	1.82	1.82	6.22	-	13.5 (3.5-16.0)	3.47 (0.7-4.41)	3.89
	7	7	7	9	9	-	2.28	2.28	2.28	2.93	2.93	-	12.7 (3.5-14.2)	3.23 (0.7-3.87)	3.93
	7	7	7	9	12	-	2.20	2.20	2.20	2.83	3.77	-	13.2 (3.5-15.3)	3.40 (0.7-4.20)	3.88
	7	7	7	9	14	-	2.15	2.15	2.15	2.76	4.29	-	13.5 (3.5-16.0)	3.49 (0.7-4.41)	3.87
	7	7	7	9	18	-	1.97	1.97	1.97	2.53	5.06	-	13.5 (3.5-16.0)	3.48 (0.7-4.41)	3.88
	7	7	7	9	24	-	1.75	1.75	1.75	2.25	6.00	-	13.5 (3.5-16.0)	3.46 (0.7-4.41)	3.90
	7	7	7	12	12	-	2.10	2.10	2.10	3.60	3.60	-	13.5 (3.5-16.0)	3.49 (0.7-4.41)	3.87
	7	7	7	12	14	-	2.01	2.01	2.01	3.45	4.02	-	13.5 (3.5-16.0)	3.48 (0.7-4.41)	3.88
	7	7	7	12	18	-	1.85	1.85	1.85	3.18	4.77	-	13.5 (3.5-16.0)	3.47 (0.7-4.41)	3.89
	7	7	7	12	24	-	1.66	1.66	1.66	2.84	5.68	-	13.5 (3.5-16.0)	3.45 (0.7-4.41)	3.91
	7	7	7	14	14	-	1.93	1.93	1.93	3.86	3.86	-	13.5 (3.5-16.0)	3.48 (0.7-4.41)	3.88
	7	7	7	14	18	-	1.78	1.78	1.78	3.57	4.59	-	13.5 (3.5-16.0)	3.47 (0.7-4.41)	3.89
	7	7	7	14	24	-	1.60	1.60	1.60	3.20	5.50	-	13.5 (3.5-16.0)	3.45 (0.7-4.41)	3.91
	7	7	7	18	18	-	1.66	1.66	1.66	4.26	4.26	-	13.5 (3.5-16.0)	3.45 (0.7-4.41)	3.91
	7	7	9	9	9	-	2.22	2.22	2.85	2.85	2.85	-	13.0 (3.5-14.9)	3.34 (0.7-4.09)	3.89
	7	7	9	9	12	-	2.15	2.15	2.76	2.76	3.68	-	13.5 (3.5-16.0)	3.49 (0.7-4.41)	3.87
	7	7	9	9	14	-	2.05	2.05	2.64	2.64	4.12	-	13.5 (3.5-16.0)	3.49 (0.7-4.41)	3.87
	7	7	9	9	18	-	1.89	1.89	2.43	2.43	4.86	-	13.5 (3.5-16.0)	3.48 (0.7-4.41)	3.88
	7	7	9	9	24	-	1.69	1.69	2.17	2.17	5.78	-	13.5 (3.5-16.0)	3.46 (0.7-4.41)	3.90
	7	7	9	12	12	-	2.01	2.01	2.58	3.45	3.45	-	13.5 (3.5-16.0)	3.48 (0.7-4.41)	3.88
	7	7	9	12	14	-	1.93	1.93	2.48	3.31	3.85	-	13.5 (3.5-16.0)	3.48 (0.7-4.41)	3.88
	7	7	9	12	18	-	1.78	1.78	2.29	3.06	4.59	-	13.5 (3.5-16.0)	3.47 (0.7-4.41)	3.89
	7	7	9	12	24	-	1.60	1.60	2.06	2.75	5.49	-	13.5 (3.5-16.0)	3.45 (0.7-4.41)	3.91
	7	7	9	14	14	-	1.85	1.85	2.38	3.71	3.71	-	13.5 (3.5-16.0)	3.47 (0.7-4.41)	3.89
	7	7	9	14	18	-	1.72	1.72	2.21	3.44	4.41	-	13.5 (3.5-16.0)	3.46 (0.7-4.41)	3.90
	7	7	9	14	24	-	1.55	1.55	1.99	3.10	5.31	-	13.5 (3.5-16.0)	3.44 (0.7-4.41)	3.92
	7	7	9	18	18	-	1.60	1.60	2.06	4.12	4.12	-	13.5 (3.5-16.0)	3.45 (0.7-4.41)	3.91
	7	7	12	12	12	-	1.89	1.89	3.24	3.24	3.24	-	13.5 (3.5-16.0)	3.48 (0.7-4.41)	3.88
	7	7	12	12	14	-	1.82	1.82	3.12	3.12	3.62	-	13.5 (3.5-16.0)	3.47 (0.7-4.41)	3.89
	7	7	12	12	18	-	1.69	1.69	2.89	2.89	4.34	-	13.5 (3.5-16.0)	3.46 (0.7-4.41)	3.90
	7	7	12	12	24	-	1.52	1.52	2.61	2.61	5.24	-	13.5 (3.5-16.0)	3.44 (0.7-4.41)	3.92
	7	7	12	14	14	-	1.75	1.75	3.00	3.50	3.50	-	13.5 (3.5-16.0)	3.46 (0.7-4.41)	3.90
	7	7	12	14	18	-	1.63	1.63	2.79	3.26	4.19	-	13.5 (3.5-16.0)	3.45 (0.7-4.41)	3.91
	7	7	12	18	18	-	1.52	1.52	2.62	3.92	3.92	-	13.5 (3.5-16.0)	3.44 (0.7-4.41)	3.92
	7	7	14	14	14	-	1.68	1.68	3.38	3.38	3.38	-	13.5 (3.5-16.0)	3.46 (0.7-4.41)	3.90
	7	7	14	14	18	-	1.58	1.58	3.15	3.15	4.04	-	13.5 (3.5-16.0)	3.45 (0.7-4.41)	3.91
	7	9	9	9	9	-	2.18	2.78	2.78	2.78	2.78	-	13.3 (3.5-15.6)	3.44 (0.7-4.30)	3.87
	7	9	9	9	12	-	2.05	2.64	2.64	2.64	3.53	-	13.5 (3.5-16.0)	3.49 (0.7-4.41)	3.87
	7	9	9	9	14	-	1.97	2.53	2.53	2.53	3.96	-	13.5 (3.5-16.0)	3.48 (0.7-4.41)	3.88
	7	9	9	9	18	-	1.82	2.34	2.34	2.34	4.66	-	13.5 (3.5-16.0)	3.47 (0.7-4.41)	3.89
	7	9	9	9	24	-	1.63	2.09	2.09	2.09	5.60	-	13.5 (3.5-16.0)	3.45 (0.7-4.41)	3.91
	7	9	9	12	12	-	1.92	2.48	2.48	3.31	3.31	-	13.5 (3.5-16.0)	3.48 (0.7-4.41)	3.88
	7	9	9	12	14	-	1.85	2.38	2.38	3.18	3.71	-	13.5 (3.5-16.0)	3.47 (0.7-4.41)	3.89
	7	9	9	12	18	-	1.72	2.21	2.21	2.95	4.41	-	13.5 (3.5-16.0)	3.46 (0.7-4.41)	3.90
	7	9	9	12	24	-	1.55	1.99	1.99	2.66	5.31	-	13.5 (3.5-16.0)	3.44 (0.7-4.41)	3.92
	7	9	9	14	14	-	1.78	2.29	2.29	3.57	3.57	-	13.5 (3.5-16.0)	3.47 (0.7-4.41)	3.89
	7	9	9	14	18	-	1.66	2.13	2.13	3.32	4.26	-	13.5 (3.5-16.0)	3.45 (0.7-4.41)	3.91
	7	9	9	18	18	-	1.56	1.99	1.99	3.98	3.98	-	13.5 (3.5-16.0)	3.44 (0.7-4.41)	3.92
	7	9	12	12	12	-	1.82	2.32	3.12	3.12	3.12	-	13.5 (3.5-16.0)	3.47 (0.7-4.41)	3.89
	7	9	12	12	14	-	1.75	2.25	3.00	3.00	3.50	-	13.5 (3.5-16.0)	3.46 (0.7-4.41)	3.90
	7	9	12	12	18	-	1.63	2.09	2.79	2.79	4.20	-	13.5 (3.5-16.0)	3.45 (0.7-4.41)	3.91
	7	9	12	14	14	-	1.69	2.17	2.88	3.38	3.38	-	13.5 (3.5-16.0)	3.46 (0.7-4.41)	3.90
	7	9	12	14	18	-	1.58	2.03	2.70	3.15	4.04	-	13.5 (3.5-16.0)	3.45 (0.7-4.41)	3.91
	7	9	14	14	14	-	1.63	2.09	3.26	3.26	3.26	-	13.5 (3.5-16.0)	3.45 (0.7-4.41)	3.91
	7	9	14	14	18	-	1.52	1.96	3.05	3.05	3.92	-	13.5 (3.5-16.0)	3.44 (0.7-4.41)	3.92
	7	12	12	12	12	-	1.70	2.95	2.95	2.95	2.95	-	13.5 (3.5-16.0)	3.46 (0.7-4.41)	3.90
	7	12	12	12	14	-	1.66	2.84	2.84	2.84	3.32	-	13.5 (3.5-16.0)	3.45 (0.7-4.41)	3.91
	7	12	12	12	18	-	1.55	2.66	2.66	2.66	3.97	-	13.5 (3.5-16.0)	3.44 (0.7-4.41)	3.92
	7	12	12	14	14	-	1.60	2.75	2.75	3.20	3.20	-	13.5 (3.5-16.0)	3.45 (0.7-4.41)	3.91
	7	12	14	14	14	-	1.55	2.65	3.10	3.10	3.10	-	13.5 (3.5-16.0)	3.44 (0.7-4.41)	3.92
	9	9	9	9	9	-	2.70	2.70	2.70	2.70	2.70	-	13.5 (3.5-16.0)	3.49 (0.7-4.41)	3.87
	9	9	9	9	12	-	2.53	2.53	2.53	2.53	3.38	-	13.5 (3.5-16.0)	3.48 (0.7-4.41)	3.88
	9	9	9	9	14	-	2.43	2.43	2.43	2.43	3.78	-	13.5 (3.5-16.0)	3.48 (0.7-4.41)	3.88
	9	9	9	9	18	-	2.25	2.25	2.25	2.25	4.50	-	13.5 (3.5-16.0)	3.46 (0.7-4.41)	3.90
	9	9	9	9	24	-	2.03	2.03	2.03	2.03	5.38	-	13.5 (3.5-16.0)	3.45 (0.7-4.41)	3.91
	9	9	9	12	12	-	2.38	2.38	2.38	3.18	3.18	-	13.5 (3.5-16.0)	3.47 (0.7-4.41)	3.89
	9	9	9	12	14	-	2.29	2.29	2.29	3.06	3.57	-	13.5 (3.5-16.0)	3.47 (0.7-4.41)	3.89
	9	9	9	12	18	-	2.13	2.13	2.13	2.84	4.27	-	13.5 (3.5-16.0)	3.45 (0.7-4.41)	3.91
	9	9	9	14	14	-	2.21	2.21	2.21	3.44	3.44	-	13.5 (3.5-16.0)	3.46 (0.7-4.41)	3.90
	9	9	9	14	18	-	2.06	2.06	2.06	3.20	4.12	-	13.5 (3.5-16.0)	3.45 (0.7-4.41)	3.91
	9	9	12	12	12	-	2.25	2.25	3.00	3.00	3.00	-	13.5 (3.5-16.0)	3.46 (0.7-4.41)	3.90
	9	9	12	12	14	-	2.17	2.17	2.89	2.89	3.38	-	13.5 (3.5-16.0)	3.46 (0.7-4.41)	3.90
	9	9	12	12	18	-	2.03	2.03	2.70	2.70	4.04	-	13.5 (3.5-16.0)	3.45 (0.7-4.41)	3.91
	9	9	12	14	14	-	2.09	2.09	2.80	3.26	3.26	-	13.5 (3.5-16.0)	3.45 (0.7-4.41)	3.91
	9	9	12	14	18	-	1.96	1.96	2.61	3.05	3.92	-	13.5 (3.5-16.0)	3.44 (0.7-4.41)	3.92
	9	9	14	14	14	-	2.03	2.03	3.15	3.15	3.15	-	13.5 (3.5-16.0)	3.45 (0.7-4.41)	3.91
	9	12	12	12	12	-	2.14	2.84	2.84	2.84	2.84	-	13.5 (3.5-16.0)	3.45 (0.7-4.41)	3.91
	9	12	12	12	14	-	2.06	2.75	2.75	2.75	3.19	-	13.5 (3.5-16.0)	3.45 (0.7-4.41)	3.91
	9	12	12	14	14	-	1.98	2.66	2.66	3.10	3.10	-	13.5 (3.5-16.0)	3.44 (0.7-4.41)	3.92
	12	12	12	12	12	-	2.70	2.70	2.70	2.70	2.70	-	13.5 (3.5-16.0)	3.45 (0.7-4.41)	3.91
	12	12	12	12	14	-	2.61	2.61	2.61	2.61	3.06	-	13.5 (3.5-16.0)	3.44 (0.7-4.41)	3.92

Note: •7:7000Btu/h / 9:9000Btu/h / 12:12000Btu/h / 14:14000Btu/h / 18:18000Btu/h / 24:24000Btu/h models
•The above is the value for connecting with Wall Mounted type.
•2 or more indoor units should be connected.
•Heating capacity is based on 20°CDB (indoor temperature), 7°CDB/6°CWB (outdoor temperature).
•Pipe Length: 5 m, Height difference: 0 m (Outdoor unit to Indoor unit)
•The Total ability of connected indoor unit is up to 54000Btu from 27000Btu.

6 Rooms Multi heating

AOYG45LBLA6	Combination of Indoor Unit						HEATING OPERATION								
							Heating Capacity							Input Power (min-max)	COP
							Room 1	Room 2	Room 3	Room 4	Room 5	Room 6	Total Capacity (min-max)		
							kW	kW	kW	kW	kW	kW	kW	kW	
6 Room	7	7	7	7	7	7	2.20	2.20	2.20	2.20	2.20	2.20	13.2 (3.5-15.3)	3.28 (0.7-4.20)	4.02
	7	7	7	7	7	9	2.15	2.15	2.15	2.15	2.15	2.75	13.5 (3.5-16.0)	3.37 (0.7-4.41)	4.00
	7	7	7	7	7	12	2.01	2.01	2.01	2.01	2.01	3.45	13.5 (3.5-16.0)	3.37 (0.7-4.41)	4.00
	7	7	7	7	7	14	1.93	1.93	1.93	1.93	1.93	3.85	13.5 (3.5-16.0)	3.37 (0.7-4.41)	4.00
	7	7	7	7	7	18	1.78	1.78	1.78	1.78	1.78	4.60	13.5 (3.5-16.0)	3.37 (0.7-4.41)	4.00
	7	7	7	7	7	24	1.60	1.60	1.60	1.60	1.60	5.50	13.5 (3.5-16.0)	3.37 (0.7-4.41)	4.00
	7	7	7	7	9	9	2.05	2.05	2.05	2.05	2.65	2.65	13.5 (3.5-16.0)	3.37 (0.7-4.41)	4.00
	7	7	7	7	9	12	1.93	1.93	1.93	1.93	2.48	3.30	13.5 (3.5-16.0)	3.37 (0.7-4.41)	4.00
	7	7	7	7	9	14	1.85	1.85	1.85	1.85	2.38	3.72	13.5 (3.5-16.0)	3.37 (0.7-4.41)	4.00
	7	7	7	7	9	18	1.72	1.72	1.72	1.72	2.21	4.41	13.5 (3.5-16.0)	3.37 (0.7-4.41)	4.00
	7	7	7	7	9	24	1.55	1.55	1.55	1.55	1.99	5.31	13.5 (3.5-16.0)	3.37 (0.7-4.41)	4.00
	7	7	7	7	12	12	1.82	1.82	1.82	1.82	3.11	3.11	13.5 (3.5-16.0)	3.37 (0.7-4.41)	4.00
	7	7	7	7	12	14	1.75	1.75	1.75	1.75	3.00	3.50	13.5 (3.5-16.0)	3.37 (0.7-4.41)	4.00
	7	7	7	7	12	18	1.63	1.63	1.63	1.63	2.79	4.19	13.5 (3.5-16.0)	3.37 (0.7-4.41)	4.00
	7	7	7	7	14	14	1.69	1.69	1.69	1.69	3.37	3.37	13.5 (3.5-16.0)	3.37 (0.7-4.41)	4.00
	7	7	7	7	14	18	1.58	1.58	1.58	1.58	3.15	4.03	13.5 (3.5-16.0)	3.37 (0.7-4.41)	4.00
	7	7	7	9	9	9	1.97	1.97	1.97	2.53	2.53	2.53	13.5 (3.5-16.0)	3.37 (0.7-4.41)	4.00
	7	7	7	9	9	12	1.85	1.85	1.85	2.38	2.38	3.19	13.5 (3.5-16.0)	3.37 (0.7-4.41)	4.00
	7	7	7	9	9	14	1.78	1.78	1.78	2.29	2.29	3.58	13.5 (3.5-16.0)	3.37 (0.7-4.41)	4.00
	7	7	7	9	9	18	1.66	1.66	1.66	2.13	2.13	4.26	13.5 (3.5-16.0)	3.37 (0.7-4.41)	4.00
	7	7	7	9	12	12	1.75	1.75	1.75	2.25	3.00	3.00	13.5 (3.5-16.0)	3.37 (0.7-4.41)	4.00
	7	7	7	9	12	14	1.69	1.69	1.69	2.17	2.89	3.37	13.5 (3.5-16.0)	3.37 (0.7-4.41)	4.00
	7	7	7	9	12	18	1.58	1.58	1.58	2.03	2.70	4.03	13.5 (3.5-16.0)	3.37 (0.7-4.41)	4.00
	7	7	7	9	14	14	1.63	1.63	1.63	2.09	3.26	3.26	13.5 (3.5-16.0)	3.37 (0.7-4.41)	4.00
	7	7	7	12	12	12	1.66	1.66	1.66	2.84	2.84	2.84	13.5 (3.5-16.0)	3.37 (0.7-4.41)	4.00
	7	7	7	12	12	14	1.60	1.60	1.60	2.75	2.75	3.20	13.5 (3.5-16.0)	3.37 (0.7-4.41)	4.00
	7	7	7	12	14	14	1.55	1.55	1.55	2.65	3.10	3.10	13.5 (3.5-16.0)	3.37 (0.7-4.41)	4.00
	7	7	9	9	9	9	1.89	1.89	2.43	2.43	2.43	2.43	13.5 (3.5-16.0)	3.37 (0.7-4.41)	4.00
	7	7	9	9	9	12	1.78	1.78	2.29	2.29	2.29	3.07	13.5 (3.5-16.0)	3.37 (0.7-4.41)	4.00
	7	7	9	9	9	14	1.72	1.72	2.21	2.21	2.21	3.43	13.5 (3.5-16.0)	3.37 (0.7-4.41)	4.00
	7	7	9	9	9	18	1.60	1.60	2.06	2.06	2.06	4.12	13.5 (3.5-16.0)	3.37 (0.7-4.41)	4.00
	7	7	9	9	12	12	1.69	1.69	2.17	2.17	2.89	2.89	13.5 (3.5-16.0)	3.37 (0.7-4.41)	4.00
	7	7	9	9	12	14	1.63	1.63	2.09	2.09	2.79	3.27	13.5 (3.5-16.0)	3.37 (0.7-4.41)	4.00
	7	7	9	9	12	18	1.52	1.52	1.96	1.96	2.61	3.93	13.5 (3.5-16.0)	3.37 (0.7-4.41)	4.00
	7	7	9	9	14	14	1.58	1.58	2.03	2.03	3.14	3.14	13.5 (3.5-16.0)	3.37 (0.7-4.41)	4.00
	7	7	9	12	12	12	1.60	1.60	2.05	2.75	2.75	2.75	13.5 (3.5-16.0)	3.37 (0.7-4.41)	4.00
	7	7	9	12	12	14	1.55	1.55	1.99	2.66	2.66	3.09	13.5 (3.5-16.0)	3.37 (0.7-4.41)	4.00
	7	7	12	12	12	12	1.53	1.53	2.61	2.61	2.61	2.61	13.5 (3.5-16.0)	3.37 (0.7-4.41)	4.00
	7	9	9	9	9	9	1.80	2.34	2.34	2.34	2.34	2.34	13.5 (3.5-16.0)	3.37 (0.7-4.41)	4.00
	7	9	9	9	9	12	1.72	2.21	2.21	2.21	2.21	2.94	13.5 (3.5-16.0)	3.37 (0.7-4.41)	4.00
	7	9	9	9	9	14	1.66	2.13	2.13	2.13	2.13	3.32	13.5 (3.5-16.0)	3.37 (0.7-4.41)	4.00
	7	9	9	9	12	12	1.65	2.09	2.09	2.09	2.79	2.79	13.5 (3.5-16.0)	3.37 (0.7-4.41)	4.00
	7	9	9	9	12	14	1.58	2.03	2.03	2.03	2.69	3.14	13.5 (3.5-16.0)	3.37 (0.7-4.41)	4.00
	7	9	9	12	12	12	1.54	1.99	1.99	2.66	2.66	2.66	13.5 (3.5-16.0)	3.37 (0.7-4.41)	4.00
	9	9	9	9	9	9	2.25	2.25	2.25	2.25	2.25	2.25	13.5 (3.5-16.0)	3.37 (0.7-4.41)	4.00
	9	9	9	9	9	12	2.13	2.13	2.13	2.13	2.13	2.85	13.5 (3.5-16.0)	3.37 (0.7-4.41)	4.00
	9	9	9	9	12	12	2.03	2.03	2.03	2.03	2.69	2.69	13.5 (3.5-16.0)	3.37 (0.7-4.41)	4.00

Note: •7:7000Btu/h / 9:9000Btu/h / 12:12000Btu/h / 14:14000Btu/h / 18:18000Btu/h / 24:24000Btu/h models
•The above is the value for connecting with Wall Mounted type.
•2 or more indoor units should be connected.
•Heating capacity is based on 20°CDB (indoor temperature), 7°CDB/6°CWB (outdoor temperature).
•Pipe Length: 5 m, Height difference: 0 m (Outdoor unit to Indoor unit)
•The Total ability of connected indoor unit is up to 54000Btu from 27000Btu.

8 Rooms Multi Combination Table-Cooling

8 Rooms Multi cooling

AOYG45LBT8	Combination of Indoor Unit								COOLING OPERATION									
									Cooling Capacity									Input power
									Room 1	Room 2	Room 3	Room 4	Room 5	Room 6	Room 7	Room 8	Total	
									kW	kW	kW	kW	kW	kW	kW	kW	kW	kW
2 Room	24	24	-	-	-	-	-	-	7.03	7.03	-	-	-	-	-	-	14.06	5.20
	18	24	-	-	-	-	-	-	5.27	7.03	-	-	-	-	-	-	12.30	4.24
3 Room	18	18	24	-	-	-	-	-	4.63	4.63	6.18	-	-	-	-	-	15.45	5.89
	18	18	18	-	-	-	-	-	5.01	5.01	5.01	-	-	-	-	-	15.03	5.90
	14	24	24	-	-	-	-	-	3.54	6.07	6.07	-	-	-	-	-	15.68	5.87
	14	18	24	-	-	-	-	-	3.84	4.94	6.59	-	-	-	-	-	15.37	5.90
	14	18	18	-	-	-	-	-	4.10	5.27	5.27	-	-	-	-	-	14.64	5.50
	14	14	24	-	-	-	-	-	4.10	4.10	7.03	-	-	-	-	-	15.23	5.79
	14	14	18	-	-	-	-	-	4.10	4.10	5.27	-	-	-	-	-	13.47	4.89
	14*1	14*1	14*1	-	-	-	-	-	4.10	4.10	4.10	-	-	-	-	-	12.30	4.24
	12	24	24	-	-	-	-	-	3.09	6.18	6.18	-	-	-	-	-	15.45	5.89
	12	18	24	-	-	-	-	-	3.35	5.01	6.68	-	-	-	-	-	15.04	5.90
	12	18	18	-	-	-	-	-	3.52	5.27	5.27	-	-	-	-	-	14.06	5.20
	12	14	24	-	-	-	-	-	3.52	4.10	7.03	-	-	-	-	-	14.65	5.50
	12	14	18	-	-	-	-	-	3.52	4.10	5.27	-	-	-	-	-	12.89	4.57
	12*1	14*1	14*1	-	-	-	-	-	3.52	4.10	4.10	-	-	-	-	-	11.72	3.91
	12	12	24	-	-	-	-	-	3.52	3.52	7.03	-	-	-	-	-	14.07	5.20
	12	12	18	-	-	-	-	-	3.52	3.52	5.27	-	-	-	-	-	12.31	4.24
	9	24	24	-	-	-	-	-	2.46	6.54	6.54	-	-	-	-	-	15.54	5.90
	9	18	24	-	-	-	-	-	2.64	5.27	7.03	-	-	-	-	-	14.94	5.65
	9	18	18	-	-	-	-	-	2.64	5.27	5.27	-	-	-	-	-	13.18	4.73
	9	14	24	-	-	-	-	-	2.64	4.10	7.03	-	-	-	-	-	13.77	5.05
	9	14	18	-	-	-	-	-	2.64	4.10	5.27	-	-	-	-	-	12.01	4.08
	9	12	24	-	-	-	-	-	2.64	3.52	7.03	-	-	-	-	-	13.19	4.73
	9	12	18	-	-	-	-	-	2.64	3.52	5.27	-	-	-	-	-	11.43	3.74
	9	9	24	-	-	-	-	-	2.64	2.64	7.03	-	-	-	-	-	12.31	4.24
	7	24	24	-	-	-	-	-	1.93	6.64	6.64	-	-	-	-	-	15.21	5.90
	7	18	24	-	-	-	-	-	2.05	5.27	7.03	-	-	-	-	-	14.35	5.35
	7	18	18	-	-	-	-	-	2.05	5.27	5.27	-	-	-	-	-	12.59	4.41
	7	14	24	-	-	-	-	-	2.05	4.10	7.03	-	-	-	-	-	13.18	4.73
	7	14	18	-	-	-	-	-	2.05	4.10	5.27	-	-	-	-	-	11.42	3.74
	7	12	24	-	-	-	-	-	2.05	3.52	7.03	-	-	-	-	-	12.60	4.41
	7	9	24	-	-	-	-	-	2.05	2.64	7.03	-	-	-	-	-	11.72	3.91
4 Room	14	14	18	-	-	-	-	-	3.60	3.60	3.60	4.63	-	-	-	-	15.45	5.89
	14	14	14	-	-	-	-	-	3.84	3.84	3.84	3.84	-	-	-	-	15.37	5.90
	12	14	18	-	-	-	-	-	3.04	3.54	4.55	4.55	-	-	-	-	15.68	5.87
	12	14	18	-	-	-	-	-	3.15	3.67	3.67	4.72	-	-	-	-	15.21	5.90
	12	14	14	-	-	-	-	-	3.35	3.90	3.90	3.90	-	-	-	-	15.04	5.90
	12	12	18	-	-	-	-	-	3.09	3.09	4.63	4.63	-	-	-	-	15.45	5.89
	12	12	14	-	-	-	-	-	3.04	3.04	3.54	6.07	-	-	-	-	15.69	5.87
	12	12	14	-	-	-	-	-	3.30	3.30	3.84	4.94	-	-	-	-	15.38	5.90
	12	12	14	-	-	-	-	-	3.52	3.52	4.10	4.10	-	-	-	-	15.24	5.79
	12	12	24	-	-	-	-	-	3.09	3.09	3.09	6.18	-	-	-	-	15.45	5.89
	12	12	18	-	-	-	-	-	3.35	3.35	3.35	5.01	-	-	-	-	15.05	5.90
	12	12	12	-	-	-	-	-	3.52	3.52	3.52	4.10	-	-	-	-	14.66	5.50
	12	12	12	-	-	-	-	-	3.52	3.52	3.52	3.52	-	-	-	-	14.08	5.20
	9	14	18	18	-	-	-	-	2.34	3.64	4.67	4.67	-	-	-	-	15.33	5.89
	9	14	24	-	-	-	-	-	2.30	3.57	3.57	6.12	-	-	-	-	15.57	5.88
	9	14	18	18	-	-	-	-	2.49	3.87	3.87	4.97	-	-	-	-	15.21	5.90
	9	14	14	-	-	-	-	-	2.64	4.10	4.10	4.10	-	-	-	-	14.94	5.65
	9	12	18	18	-	-	-	-	2.46	3.28	4.90	4.90	-	-	-	-	15.54	5.90
	9	12	14	24	-	-	-	-	2.34	3.12	3.64	6.23	-	-	-	-	15.33	5.89
	9	12	14	18	-	-	-	-	2.53	3.37	3.93	5.05	-	-	-	-	14.87	5.90
	9	12	14	14	-	-	-	-	2.64	3.52	4.10	4.10	-	-	-	-	14.36	5.35
	9	12	12	24	-	-	-	-	2.46	3.28	3.28	6.54	-	-	-	-	15.55	5.90
	9	12	12	18	-	-	-	-	2.64	3.52	3.52	5.27	-	-	-	-	14.95	5.65
	9	12	12	14	-	-	-	-	2.64	3.52	3.52	4.10	-	-	-	-	13.78	5.05
	9	12	12	12	-	-	-	-	2.64	3.52	3.52	3.52	-	-	-	-	13.20	4.73
	9	9	18	24	-	-	-	-	2.32	2.32	4.63	6.18	-	-	-	-	15.45	5.89
	9	9	18	18	-	-	-	-	2.51	2.51	5.01	5.01	-	-	-	-	15.04	5.90
	9	9	14	24	-	-	-	-	2.47	2.47	3.84	6.59	-	-	-	-	15.38	5.90
	9	9	14	18	-	-	-	-	2.64	2.64	4.10	5.27	-	-	-	-	14.65	5.50
	9	9	14	14	-	-	-	-	2.64	2.64	4.10	4.10	-	-	-	-	13.48	4.89
	9	9	12	24	-	-	-	-	2.51	2.51	3.35	6.68	-	-	-	-	15.05	5.90
	9	9	12	18	-	-	-	-	2.64	2.64	3.52	5.27	-	-	-	-	14.07	5.20
	9	9	12	14	-	-	-	-	2.64	2.64	3.52	4.10	-	-	-	-	12.90	4.57
	9	9	12	12	-	-	-	-	2.64	2.64	3.52	3.52	-	-	-	-	12.32	4.24
	9	9	9	24	-	-	-	-	2.64	2.64	2.64	7.03	-	-	-	-	14.95	5.65
	9	9	9	18	-	-	-	-	2.64	2.64	2.64	5.27	-	-	-	-	13.19	4.73
	9	9	9	14	-	-	-	-	2.64	2.64	2.64	4.10	-	-	-	-	12.02	4.08
	9	9	9	12	-	-	-	-	2.64	2.64	2.64	3.52	-	-	-	-	11.44	3.74
	7	18	18	18	-	-	-	-	1.79	4.59	4.59	4.59	-	-	-	-	15.56	5.88
	7	14	18	18	-	-	-	-	1.91	3.82	4.91	4.91	-	-	-	-	15.54	5.90
	7	14	14	24	-	-	-	-	1.82	3.64	3.64	6.24	-	-	-	-	15.33	5.89
	7	14	14	18	-	-	-	-	1.96	3.93	3.93	5.05	-	-	-	-	14.87	5.90
	7	14	14	14	-	-	-	-	2.05	4.10	4.10	4.10	-	-	-	-	14.35	5.35
	7	12	18	24	-	-	-	-	1.79	3.07	4.59	6.12	-	-	-	-	15.57	5.88
	7	12	18	18	-	-	-	-	1.93	3.32	4.97	4.97	-	-	-	-	15.21	5.90
	7	12	14	24	-	-	-	-	1.91	3.28	3.82	6.54	-	-	-	-	15.54	5.90
	7	12	14	18	-	-	-	-	2.05	3.52	4.10	5.27	-	-	-	-	14.94	5.65
	7	12	14	14	-	-	-	-	2.05	3.52	4.10	4.10	-	-	-	-	13.77	5.05
	7	12	12	24	-	-	-	-	1.93	3.32	3.32	6.63	-	-	-	-	15.21	5.90
	7	12	12	18	-	-	-	-	2.05	3.52	3.52	5.27	-	-	-	-	14.36	5.35
	7	12	12	14	-	-	-	-	2.05	3.52	3.52	4.10	-	-	-	-	13.19	4.73
	7	12	12	12	-	-	-	-	2.05	3.52	3.52	3.52	-	-	-	-	12.61	4.41
	7	9	18	24	-	-	-	-	1.84	2.36	4.72	6.29	-	-	-	-	15.21	5.90
	7	9	18	18	-	-	-	-	2.05	2.64	5.27	5.27	-	-	-	-	15.23	5.79
	7	9	14	24	-	-	-	-	1.95	2.51	3.90	6.68	-	-	-	-	15.04	5.90
	7	9	14	18	-	-	-	-	2.05	2.64	4.10	5.27	-	-	-	-	14.06	5.20
	7	9	12	24	-	-	-	-	2.05	2.64	3.52	7.03	-	-	-	-	15.24	5.79
	7	9	12	18	-	-	-	-	2.05	2.64	3.52	5.27	-	-	-	-	13.48	4.89
	7	9	12	14	-	-	-	-	2.05	2.64	3.52	4.10	-	-	-	-	12.31	4.24
	7	9	12	12	-	-	-	-	2.05	2.64	3.52	3.52	-	-	-	-	11.73	3.91
	7	9	9	24	-	-	-	-	2.05	2.64	2.64	7.03	-	-	-	-	14.36	5.35
	7	9	9	18	-	-	-	-	2.05	2.64	2.64	5.27	-	-	-	-	12.60	4.41
	7	9	9	14	-	-	-	-	2.05	2.64	2.64	4.10	-	-	-	-	11.43	3.74
	7	7	24	24	-	-	-	-	1.77	1.77	6.07	6.07	-	-	-	-	15.68	5.87
	7	7	18	24	-	-	-	-	1.92	1.92	4.94	6.59	-	-	-	-	15.37	5.90
	7	7	18	18	-	-	-	-	2.05	2.05	5.27	5.27	-	-	-	-	14.64	5.50
	7	7	14	24	-	-	-	-	2.05	2.05	4.10	7.03	-	-	-	-	15.23	5.79

Note: •Cooling capacity is based on 27°CDB/19°CWB (indoor temperature), 35°CDB (outdoor temperature)
•Pipe Length: 5 m (Outdoor unit to Branch box), 3 m (Branch box to Indoor unit)
•Height difference: 0 m (Outdoor unit to Indoor unit)
•The values in this table should be used only as a guide. These values are calculated at standard conditions.
To fix your selection of models, select them according to "Model Selection" in the D&T manual.
*1: LMC type is not available for this combination.

8 Rooms Multi cooling

AOYG45LBT8	Combination of Indoor Unit								COOLING OPERATION									
									Cooling Capacity									Input power
									Room 1	Room 2	Room 3	Room 4	Room 5	Room 6	Room 7	Room 8	Total	
									kW	kW	kW	kW	kW	kW	kW	kW	kW	kW
4 Room	7	7	14	18	-	-	-	-	2.05	2.05	4.10	5.27	-	-	-	-	13.47	4.89
	7	7	14	14	-	-	-	-	2.05	2.05	4.10	4.10	-	-	-	-	12.30	4.24
	7	7	12	24	-	-	-	-	2.05	2.05	3.52	7.03	-	-	-	-	14.65	5.50
	7	7	12	18	-	-	-	-	2.05	2.05	3.52	5.27	-	-	-	-	12.89	4.57
	7	7	12	14	-	-	-	-	2.05	2.05	3.52	4.10	-	-	-	-	11.72	3.91
	7	7	9	24	-	-	-	-	2.05	2.05	2.64	7.03	-	-	-	-	13.77	5.05
	7	7	9	18	-	-	-	-	2.05	2.05	2.64	5.27	-	-	-	-	12.01	4.08
	7	7	7	24	-	-	-	-	2.05	2.05	2.05	7.03	-	-	-	-	13.18	4.73
	7	7	7	18	-	-	-	-	2.05	2.05	2.05	5.27	-	-	-	-	11.42	3.74
5 Room	12	12	12	12	14	-	-	-	3.04	3.04	3.04	3.04	3.54	-	-	-	15.69	5.87
	12	12	12	12	12	-	-	-	3.09	3.09	3.09	3.09	3.09	-	-	-	15.46	5.89
	9	12	12	14	14	-	-	-	2.30	3.07	3.07	3.57	3.57	-	-	-	15.57	5.88
	9	12	12	12	14	-	-	-	2.34	3.12	3.12	3.12	3.63	-	-	-	15.34	5.89
	9	12	12	12	12	-	-	-	2.46	3.27	3.27	3.27	3.27	-	-	-	15.55	5.90
	9	9	14	14	14	-	-	-	2.32	2.32	3.60	3.60	3.60	-	-	-	15.45	5.89
	9	9	12	14	18	-	-	-	2.28	2.28	3.04	3.54	4.55	-	-	-	15.69	5.87
	9	9	12	14	14	-	-	-	2.36	2.36	3.15	3.67	3.67	-	-	-	15.21	5.90
	9	9	12	12	18	-	-	-	2.32	2.32	3.09	3.09	4.63	-	-	-	15.45	5.89
	9	9	12	12	14	-	-	-	2.47	2.47	3.30	3.30	3.84	-	-	-	15.38	5.90
	9	9	12	12	12	-	-	-	2.51	2.51	3.34	3.34	3.34	-	-	-	15.05	5.90
	9	9	9	14	18	-	-	-	2.34	2.34	2.34	3.64	4.67	-	-	-	15.33	5.89
	9	9	9	14	14	-	-	-	2.49	2.49	2.49	3.87	3.87	-	-	-	15.21	5.90
	9	9	9	12	18	-	-	-	2.46	2.46	2.46	3.28	4.90	-	-	-	15.55	5.90
	9	9	9	12	14	-	-	-	2.53	2.53	2.53	3.37	3.93	-	-	-	14.88	5.90
	9	9	9	12	12	-	-	-	2.64	2.64	2.64	3.52	3.52	-	-	-	14.96	5.65
	9	9	9	9	24	-	-	-	2.32	2.32	2.32	2.32	6.18	-	-	-	15.45	5.89
	9	9	9	9	18	-	-	-	2.51	2.51	2.51	2.51	5.01	-	-	-	15.05	5.90
	9	9	9	9	14	-	-	-	2.64	2.64	2.64	2.64	4.10	-	-	-	14.66	5.50
	9	9	9	9	12	-	-	-	2.64	2.64	2.64	2.64	3.52	-	-	-	14.08	5.20
	9	9	9	9	9	-	-	-	2.64	2.64	2.64	2.64	2.64	-	-	-	13.20	4.73
	7	12	14	14	14	-	-	-	1.79	3.07	3.57	3.57	3.57	-	-	-	15.57	5.88
	7	12	12	14	14	-	-	-	1.82	3.12	3.12	3.64	3.64	-	-	-	15.33	5.89
	7	12	12	12	18	-	-	-	1.79	3.07	3.07	3.07	4.59	-	-	-	15.57	5.88
	7	12	12	12	14	-	-	-	1.91	3.28	3.28	3.28	3.82	-	-	-	15.55	5.90
	7	12	12	12	12	-	-	-	1.93	3.32	3.32	3.32	3.32	-	-	-	15.22	5.90
	7	9	14	14	18	-	-	-	1.77	2.28	3.54	3.54	4.55	-	-	-	15.68	5.87
	7	9	14	14	14	-	-	-	1.84	2.36	3.67	3.67	3.67	-	-	-	15.21	5.90
	7	9	12	14	18	-	-	-	1.80	2.32	3.09	3.60	4.63	-	-	-	15.45	5.89
	7	9	12	14	14	-	-	-	1.92	2.47	3.30	3.84	3.84	-	-	-	15.38	5.90
	7	9	12	12	18	-	-	-	1.83	2.36	3.15	3.15	4.72	-	-	-	15.21	5.90
	7	9	12	12	14	-	-	-	1.95	2.51	3.35	3.35	3.90	-	-	-	15.05	5.90
	7	9	12	12	12	-	-	-	2.05	2.64	3.52	3.52	3.52	-	-	-	15.25	5.79
	7	9	9	18	18	-	-	-	1.79	2.30	2.30	4.59	4.59	-	-	-	15.57	5.88
	7	9	9	14	18	-	-	-	1.91	2.46	2.46	3.82	4.90	-	-	-	15.54	5.90
	7	9	9	14	14	-	-	-	1.96	2.53	2.53	3.93	3.93	-	-	-	14.87	5.90
	7	9	9	12	24	-	-	-	1.79	2.30	2.30	3.07	6.12	-	-	-	15.57	5.88
	7	9	9	12	18	-	-	-	1.93	2.49	2.49	3.32	4.97	-	-	-	15.21	5.90
	7	9	9	12	14	-	-	-	2.05	2.64	2.64	3.52	4.10	-	-	-	14.95	5.65
	7	9	9	12	12	-	-	-	2.05	2.64	2.64	3.52	3.52	-	-	-	14.37	5.35
	7	9	9	9	24	-	-	-	1.83	2.36	2.36	2.36	6.29	-	-	-	15.21	5.90
	7	9	9	9	18	-	-	-	2.05	2.64	2.64	2.64	5.27	-	-	-	15.24	5.79
	7	9	9	9	14	-	-	-	2.05	2.64	2.64	2.64	4.10	-	-	-	14.07	5.20
	7	9	9	9	12	-	-	-	2.05	2.64	2.64	2.64	3.52	-	-	-	13.49	4.89
	7	9	9	9	9	-	-	-	2.05	2.64	2.64	2.64	2.64	-	-	-	12.61	4.41
	7	7	14	14	18	-	-	-	1.80	1.80	3.60	3.60	4.63	-	-	-	15.45	5.89
	7	7	14	14	14	-	-	-	1.92	1.92	3.84	3.84	3.84	-	-	-	15.37	5.90
	7	7	12	18	18	-	-	-	1.77	1.77	3.04	4.55	4.55	-	-	-	15.68	5.87
	7	7	12	14	18	-	-	-	1.84	1.84	3.15	3.67	4.72	-	-	-	15.21	5.90
	7	7	12	14	14	-	-	-	1.95	1.95	3.35	3.90	3.90	-	-	-	15.04	5.90
	7	7	12	12	24	-	-	-	1.77	1.77	3.04	3.04	6.07	-	-	-	15.69	5.87
	7	7	12	12	14	-	-	-	2.05	2.05	3.52	3.52	4.10	-	-	-	15.24	5.79
	7	7	12	12	12	-	-	-	2.05	2.05	3.52	3.52	3.52	-	-	-	14.66	5.50
	7	7	9	18	18	-	-	-	1.82	1.82	2.34	4.67	4.67	-	-	-	15.33	5.89
	7	7	9	14	24	-	-	-	1.79	1.79	2.30	3.57	6.12	-	-	-	15.57	5.88
	7	7	9	14	18	-	-	-	1.93	1.93	2.49	3.87	4.97	-	-	-	15.21	5.90
	7	7	9	14	14	-	-	-	2.05	2.05	2.64	4.10	4.10	-	-	-	14.94	5.65
	7	7	9	12	24	-	-	-	1.82	1.82	2.34	3.12	6.23	-	-	-	15.33	5.89
	7	7	9	12	18	-	-	-	1.96	1.96	2.53	3.37	5.05	-	-	-	14.87	5.90
	7	7	9	12	14	-	-	-	2.05	2.05	2.64	3.52	4.10	-	-	-	14.36	5.35
	7	7	9	12	12	-	-	-	2.05	2.05	2.64	3.52	3.52	-	-	-	13.78	5.05
	7	7	9	9	24	-	-	-	1.92	1.92	2.47	2.47	6.59	-	-	-	15.38	5.90
	7	7	9	9	18	-	-	-	2.05	2.05	2.64	2.64	5.27	-	-	-	14.65	5.50
	7	7	9	9	14	-	-	-	2.05	2.05	2.64	2.64	4.10	-	-	-	13.48	4.89
	7	7	9	9	12	-	-	-	2.05	2.05	2.64	2.64	3.52	-	-	-	12.90	4.57
	7	7	9	9	9	-	-	-	2.05	2.05	2.64	2.64	2.64	-	-	-	12.02	4.08
	7	7	7	18	18	-	-	-	1.91	1.91	1.91	4.91	4.91	-	-	-	15.54	5.90
	7	7	7	14	24	-	-	-	1.82	1.82	1.82	3.64	6.24	-	-	-	15.33	5.89
	7	7	7	14	18	-	-	-	1.96	1.96	1.96	3.93	5.05	-	-	-	14.87	5.90
	7	7	7	14	14	-	-	-	2.05	2.05	2.05	4.10	4.10	-	-	-	14.35	5.35
	7	7	7	12	24	-	-	-	1.91	1.91	1.91	3.28	6.54	-	-	-	15.54	5.90
	7	7	7	12	18	-	-	-	2.05	2.05	2.05	3.52	5.27	-	-	-	14.94	5.65
	7	7	7	12	14	-	-	-	2.05	2.05	2.05	3.52	4.10	-	-	-	13.77	5.05
	7	7	7	12	12	-	-	-	2.05	2.05	2.05	3.52	3.52	-	-	-	13.19	4.73
	7	7	7	9	24	-	-	-	1.95	1.95	1.95	2.51	6.68	-	-	-	15.04	5.90
	7	7	7	9	18	-	-	-	2.05	2.05	2.05	2.64	5.27	-	-	-	14.06	5.20
	7	7	7	9	14	-	-	-	2.05	2.05	2.05	2.64	4.10	-	-	-	12.89	4.57
	7	7	7	9	12	-	-	-	2.05	2.05	2.05	2.64	3.52	-	-	-	12.31	4.24
	7	7	7	9	9	-	-	-	2.05	2.05	2.05	2.64	2.64	-	-	-	11.43	3.74
	7	7	7	7	24	-	-	-	2.05	2.05	2.05	2.05	7.03	-	-	-	15.23	5.79
	7	7	7	7	18	-	-	-	2.05	2.05	2.05	2.05	5.27	-	-	-	13.47	4.89
	7	7	7	7	14	-	-	-	2.05	2.05	2.05	2.05	4.10	-	-	-	12.30	4.24
	7	7	7	7	12	-	-	-	2.05	2.05	2.05	2.05	3.52	-	-	-	11.72	3.91
6 Room	9	9	9	9	12	14	-	-	2.28	2.28	2.28	2.28	3.04	3.54	-	-	15.69	5.87
	9	9	9	9	12	12	-	-	2.32	2.32	2.32	2.32	3.09	3.09	-	-	15.46	5.89
	9	9	9	9	9	14	-	-	2.34	2.34	2.34	2.34	2.34	3.63	-	-	15.34	5.89
	9	9	9	9	9	12	-	-	2.46	2.46	2.46	2.46	2.46	3.27	-	-	15.55	5.90
	9	9	9	9	9	9	-	-	2.51	2.51	2.51	2.51	2.51	2.51	-	-	15.05	5.90
	7	9	9	12	12	12	-	-	1.78	2.30	2.30	3.06	3.06	3.06	-	-	15.57	5.88
	7	9	9	9	12	14	-	-	1.80	2.32	2.32	2.32	3.09	3.60	-	-	15.45	5.89
	7	9	9	9	12	12	-	-	1.83	2.36	2.36	2.36	3.15	3.15	-	-	15.22	5.90

Note: •Cooling capacity is based on 27°CDB/19°CWB (indoor temperature), 35°CDB (outdoor temperature)
•Pipe Length: 5 m (Outdoor unit to Branch box), 3 m (Branch box to Indoor unit)
•Height difference: 0 m (Outdoor unit to Indoor unit)
•The values in this table should be used only as a guide. These values are calculated at standard conditions.
To fix your selection of models, select them according to "Model Selection" in the D&T manual.

8 Rooms Multi Combination Table-Cooling/Heating

8 Rooms Multi cooling

AOYG45LBT8	Combination of Indoor Unit								COOLING OPERATION									
									Cooling Capacity									Input power
									Room 1	Room 2	Room 3	Room 4	Room 5	Room 6	Room 7	Room 8	Total	
									kW	kW	kW	kW	kW	kW	kW	kW	kW	kW
6 Room	7	9	9	9	9	18	-	-	1.79	2.30	2.30	2.30	2.30	4.59	-	-	15.57	5.88
	7	9	9	9	9	12	-	-	1.93	2.49	2.49	2.49	2.49	3.32	-	-	15.22	5.90
	7	9	9	9	9	9	-	-	2.05	2.64	2.64	2.64	2.64	2.64	-	-	15.25	5.79
	7	7	12	12	12	12	-	-	1.77	1.77	3.04	3.04	3.04	3.04	-	-	15.69	5.87
	7	7	9	12	12	14	-	-	1.79	1.79	2.30	3.07	3.07	3.57	-	-	15.57	5.88
	7	7	9	12	12	12	-	-	1.82	1.82	2.34	3.12	3.12	3.12	-	-	15.34	5.89
	7	7	9	9	14	14	-	-	1.80	1.80	2.32	2.32	3.60	3.60	-	-	15.45	5.89
	7	7	9	9	12	18	-	-	1.77	1.77	2.28	2.28	3.04	4.55	-	-	15.69	5.87
	7	7	9	9	12	14	-	-	1.83	1.83	2.36	2.36	3.15	3.67	-	-	15.21	5.90
	7	7	9	9	12	12	-	-	1.92	1.92	2.47	2.47	3.30	3.30	-	-	15.38	5.90
	7	7	9	9	9	18	-	-	1.82	1.82	2.34	2.34	2.34	4.67	-	-	15.33	5.89
	7	7	9	9	9	14	-	-	1.93	1.93	2.49	2.49	2.49	3.87	-	-	15.21	5.90
	7	7	9	9	9	12	-	-	1.96	1.96	2.53	2.53	2.53	3.37	-	-	14.88	5.90
	7	7	9	9	9	9	-	-	2.05	2.05	2.64	2.64	2.64	2.64	-	-	14.66	5.50
	7	7	7	12	14	14	-	-	1.79	1.79	1.79	3.07	3.57	3.57	-	-	15.57	5.88
	7	7	7	12	12	14	-	-	1.82	1.82	1.82	3.12	3.12	3.64	-	-	15.33	5.89
	7	7	7	12	12	12	-	-	1.91	1.91	1.91	3.28	3.28	3.28	-	-	15.55	5.90
	7	7	7	9	14	18	-	-	1.77	1.77	1.77	2.28	3.54	4.55	-	-	15.68	5.87
	7	7	7	9	14	14	-	-	1.84	1.84	1.84	2.36	3.67	3.67	-	-	15.21	5.90
	7	7	7	9	12	18	-	-	1.80	1.80	1.80	2.32	3.09	4.63	-	-	15.45	5.89
	7	7	7	9	12	14	-	-	1.92	1.92	1.92	2.47	3.30	3.84	-	-	15.38	5.90
	7	7	7	9	12	12	-	-	1.95	1.95	1.95	2.51	3.35	3.35	-	-	15.05	5.90
	7	7	7	9	9	18	-	-	1.91	1.91	1.91	2.46	2.46	4.90	-	-	15.54	5.90
	7	7	7	9	9	14	-	-	1.96	1.96	1.96	2.53	2.53	3.93	-	-	14.87	5.90
	7	7	7	9	9	12	-	-	2.05	2.05	2.05	2.64	2.64	3.52	-	-	14.95	5.65
	7	7	7	9	9	9	-	-	2.05	2.05	2.05	2.64	2.64	2.64	-	-	14.07	5.20
	7	7	7	7	14	18	-	-	1.80	1.80	1.80	1.80	3.60	4.63	-	-	15.45	5.89
	7	7	7	7	14	14	-	-	1.92	1.92	1.92	1.92	3.84	3.84	-	-	15.37	5.90
	7	7	7	7	12	18	-	-	1.84	1.84	1.84	1.84	3.15	4.72	-	-	15.21	5.90
	7	7	7	7	12	14	-	-	1.95	1.95	1.95	1.95	3.35	3.90	-	-	15.04	5.90
	7	7	7	7	12	12	-	-	2.05	2.05	2.05	2.05	3.52	3.52	-	-	15.24	5.79
	7	7	7	7	9	24	-	-	1.79	1.79	1.79	1.79	2.30	6.12	-	-	15.57	5.88
	7	7	7	7	9	18	-	-	1.93	1.93	1.93	1.93	2.49	4.97	-	-	15.21	5.90
	7	7	7	7	9	14	-	-	2.05	2.05	2.05	2.05	2.64	4.10	-	-	14.94	5.65
	7	7	7	7	9	12	-	-	2.05	2.05	2.05	2.05	2.64	3.52	-	-	14.36	5.35
	7	7	7	7	9	9	-	-	2.05	2.05	2.05	2.05	2.64	2.64	-	-	13.48	4.89
	7	7	7	7	7	24	-	-	1.82	1.82	1.82	1.82	1.82	6.24	-	-	15.33	5.89
	7	7	7	7	7	18	-	-	1.96	1.96	1.96	1.96	1.96	5.05	-	-	14.87	5.90
	7	7	7	7	7	14	-	-	2.05	2.05	2.05	2.05	2.05	4.10	-	-	14.35	5.35
	7	7	7	7	7	12	-	-	2.05	2.05	2.05	2.05	2.05	3.52	-	-	13.77	5.05
	7	7	7	7	7	9	-	-	2.05	2.05	2.05	2.05	2.05	2.64	-	-	12.89	4.57
	7	7	7	7	7	7	-	-	2.05	2.05	2.05	2.05	2.05	2.05	-	-	12.30	4.24
7 Room	7	9	9	9	9	9	9	-	1.78	2.30	2.30	2.30	2.30	2.30	2.30	-	15.57	5.88
	7	7	9	9	9	9	12	-	1.77	1.77	2.28	2.28	2.28	2.28	3.04	-	15.69	5.87
	7	7	9	9	9	9	9	-	1.82	1.82	2.34	2.34	2.34	2.34	2.34	-	15.34	5.89
	7	7	7	9	9	9	14	-	1.77	1.77	1.77	2.28	2.28	2.28	3.54	-	15.69	5.87
	7	7	7	9	9	9	12	-	1.80	1.80	1.80	2.32	2.32	2.32	3.09	-	15.45	5.89
	7	7	7	9	9	9	9	-	1.91	1.91	1.91	2.46	2.46	2.46	2.46	-	15.55	5.90
	7	7	7	7	9	12	12	-	1.79	1.79	1.79	1.79	2.30	3.07	3.07	-	15.57	5.88
	7	7	7	7	9	9	14	-	1.80	1.80	1.80	1.80	2.32	2.32	3.60	-	15.45	5.89
	7	7	7	7	9	9	12	-	1.83	1.83	1.83	1.83	2.36	2.36	3.15	-	15.21	5.90
	7	7	7	7	9	9	9	-	1.93	1.93	1.93	1.93	2.49	2.49	2.49	-	15.21	5.90
	7	7	7	7	7	12	14	-	1.79	1.79	1.79	1.79	1.79	3.07	3.57	-	15.57	5.88
	7	7	7	7	7	12	12	-	1.82	1.82	1.82	1.82	1.82	3.12	3.12	-	15.33	5.89
	7	7	7	7	7	9	18	-	1.77	1.77	1.77	1.77	1.77	2.28	4.55	-	15.68	5.87
	7	7	7	7	7	9	14	-	1.84	1.84	1.84	1.84	1.84	2.36	3.67	-	15.21	5.90
	7	7	7	7	7	9	12	-	1.92	1.92	1.92	1.92	1.92	2.47	3.30	-	15.38	5.90
	7	7	7	7	7	9	9	-	1.96	1.96	1.96	1.96	1.96	2.53	2.53	-	14.87	5.90
	7	7	7	7	7	7	18	-	1.80	1.80	1.80	1.80	1.80	1.80	4.63	-	15.45	5.89
	7	7	7	7	7	7	14	-	1.92	1.92	1.92	1.92	1.92	1.92	3.84	-	15.37	5.90
	7	7	7	7	7	7	12	-	1.95	1.95	1.95	1.95	1.95	1.95	3.35	-	15.04	5.90
	7	7	7	7	7	7	9	-	2.05	2.05	2.05	2.05	2.05	2.05	2.64	-	14.94	5.65
	7	7	7	7	7	7	7	-	2.05	2.05	2.05	2.05	2.05	2.05	2.05	-	14.35	5.35
8 Room	7	7	7	7	7	9	9	9	1.77	1.77	1.77	1.77	1.77	2.28	2.28	2.28	15.69	5.87
	7	7	7	7	7	7	9	9	1.80	1.80	1.80	1.80	1.80	1.80	2.32	2.32	15.45	5.89
	7	7	7	7	7	7	7	12	1.79	1.79	1.79	1.79	1.79	1.79	1.79	3.07	15.57	5.88
	7	7	7	7	7	7	7	9	1.84	1.84	1.84	1.84	1.84	1.84	1.84	2.36	15.21	5.90
	7	7	7	7	7	7	7	7	1.92	1.92	1.92	1.92	1.92	1.92	1.92	1.92	15.37	5.90

Note: •Cooling capacity is based on 27°CDB/19°CWB (indoor temperature), 35°CDB (outdoor temperature)
•Pipe Length: 5 m (Outdoor unit to Branch box), 3 m (Branch box to Indoor unit)
•Height difference: 0 m (Outdoor unit to Indoor unit)
•The values in this table should be used only as a guide. These values are calculated at standard conditions.
To fix your selection of models, select them according to "Model Selection" in the D&T manual.

8 Rooms Multi heating

AOYG45LBT8	Combination of Indoor Unit								HEATING OPERATION									
									Heating Capacity									Input power
									Room 1	Room 2	Room 3	Room 4	Room 5	Room 6	Room 7	Room 8	Total	
									kW	kW	kW	kW	kW	kW	kW	kW	kW	kW
2 Room	24	24	-	-	-	-	-	-	7.91	7.91	-	-	-	-	-	-	15.82	5.07
	18	24	-	-	-	-	-	-	5.86	7.91	-	-	-	-	-	-	13.77	4.21
3 Room	18	18	24	-	-	-	-	-	5.32	5.32	7.18	-	-	-	-	-	17.82	5.98
	18	18	18	-	-	-	-	-	5.79	5.79	5.79	-	-	-	-	-	17.38	5.43
	14	24	24	-	-	-	-	-	4.26	7.02	7.02	-	-	-	-	-	18.31	5.98
	14	18	24	-	-	-	-	-	4.59	5.61	7.57	-	-	-	-	-	17.77	5.70
	14	18	18	-	-	-	-	-	4.78	5.84	5.84	-	-	-	-	-	16.46	5.11
	14	14	24	-	-	-	-	-	4.75	4.75	7.82	-	-	-	-	-	17.32	5.23
	14	14	18	-	-	-	-	-	4.80	4.80	5.86	-	-	-	-	-	15.46	4.75
	14*1	14*1	14*1	-	-	-	-	-	4.80	4.80	4.80	-	-	-	-	-	14.40	4.21
	12	24	24	-	-	-	-	-	3.58	7.15	7.15	-	-	-	-	-	17.89	5.98
	12	18	24	-	-	-	-	-	3.84	5.68	7.67	-	-	-	-	-	17.19	5.43
	12	18	18	-	-	-	-	-	3.96	5.86	5.86	-	-	-	-	-	15.68	5.07
	12	14	24	-	-	-	-	-	3.94	4.78	7.87	-	-	-	-	-	16.59	5.11
	12	14	18	-	-	-	-	-	3.96	4.80	5.86	-	-	-	-	-	14.62	4.46
	12*1	14*1	14*1	-	-	-	-	-	3.96	4.80	4.80	-	-	-	-	-	13.56	4.00
	12	12	24	-	-	-	-	-	3.96	3.96	7.91	-	-	-	-	-	15.83	5.07
	12	12	18	-	-	-	-	-	3.96	3.96	5.86	-	-	-	-	-	13.78	4.21
	9	24	24	-	-	-	-	-	2.85	7.54	7.54	-	-	-	-	-	17.93	5.87
	9	18	24	-	-	-	-	-	2.97	5.83	7.87	-	-	-	-	-	16.67	5.16
	9	18	18	-	-	-	-	-	2.99	5.86	5.86	-	-	-	-	-	14.71	4.60
	9	14	24	-	-	-	-	-	2.99	4.80	7.91	-	-	-	-	-	15.70	4.91
	9	14	18	-	-	-	-	-	2.99	4.80	5.86	-	-	-	-	-	13.65	4.10
	9	12	24	-	-	-	-	-	2.99	3.96	7.91	-	-	-	-	-	14.86	4.60
	9	12	18	-	-	-	-	-	2.99	3.96	5.86	-	-	-	-	-	12.81	3.90
	9	9	24	-	-	-	-	-	2.99	2.99	7.91	-	-	-	-	-	13.89	4.21
	7	24	24	-	-	-	-	-	2.28	7.61	7.61	-	-	-	-	-	17.51	5.56
	7	18	24	-	-	-	-	-	2.37	5.85	7.90	-	-	-	-	-	16.12	5.08
	7	18	18	-	-	-	-	-	2.37	5.86	5.86	-	-	-	-	-	14.09	4.33
	7	14	24	-	-	-	-	-	2.37	4.80	7.91	-	-	-	-	-	15.08	4.60
	7	14	18	-	-	-	-	-	2.37	4.80	5.86	-	-	-	-	-	13.03	3.90
	7	12	24	-	-	-	-	-	2.37	3.96	7.91	-	-	-	-	-	14.24	4.33
	7	9	24	-	-	-	-	-	2.37	2.99	7.91	-	-	-	-	-	13.27	4.00
4 Room	14	14	14	18	-	-	-	-	4.30	4.30	4.30	5.24	-	-	-	-	18.13	5.98
	14	14	14	14	-	-	-	-	4.55	4.55	4.55	4.55	-	-	-	-	18.20	5.70
	12	14	18	18	-	-	-	-	3.53	4.28	5.22	5.22	-	-	-	-	18.24	5.98
	12	14	14	18	-	-	-	-	3.61	4.38	4.38	5.34	-	-	-	-	17.71	5.98
	12	14	14	14	-	-	-	-	3.80	4.61	4.61	4.61	-	-	-	-	17.62	5.43
	12	12	18	18	-	-	-	-	3.59	3.59	5.32	5.32	-	-	-	-	17.82	5.98
	12	12	14	24	-	-	-	-	3.52	3.52	4.26	7.02	-	-	-	-	18.32	5.98
	12	12	14	18	-	-	-	-	3.79	3.79	4.59	5.61	-	-	-	-	17.77	5.70
	12	12	14	14	-	-	-	-	3.92	3.92	4.75	4.75	-	-	-	-	17.33	5.23
	12	12	12	24	-	-	-	-	3.58	3.58	3.58	7.15	-	-	-	-	17.90	5.98
	12	12	12	18	-	-	-	-	3.84	3.84	3.84	5.68	-	-	-	-	17.20	5.43
	12	12	12	14	-	-	-	-	3.94	3.94	3.94	4.78	-	-	-	-	16.60	5.11
	12	12	12	12	-	-	-	-	3.96	3.96	3.96	3.96	-	-	-	-	15.84	5.07
	9	14	18	18	-	-	-	-	2.72	4.37	5.33	5.33	-	-	-	-	17.76	5.98
	9	14	14	24	-	-	-	-	2.66	4.27	4.27	7.04	-	-	-	-	18.25	5.98
	9	14	14	18	-	-	-	-	2.87	4.60	4.60	5.62	-	-	-	-	17.68	5.56
	9	14	14	14	-	-	-	-	2.96	4.75	4.75	4.75	-	-	-	-	17.22	5.16
	9	12	18	18	-	-	-	-	2.86	3.78	5.60	5.60	-	-	-	-	17.84	5.87
	9	12	14	24	-	-	-	-	2.71	3.59	4.35	7.17	-	-	-	-	17.83	5.98
	9	12	14	18	-	-	-	-	2.90	3.85	4.66	5.69	-	-	-	-	17.11	5.32
	9	12	14	14	-	-	-	-	2.98	3.94	4.78	4.78	-	-	-	-	16.48	5.08
	9	12	12	24	-	-	-	-	2.85	3.77	3.77	7.54	-	-	-	-	17.94	5.87
	9	12	12	18	-	-	-	-	2.97	3.94	3.94	5.83	-	-	-	-	16.67	5.16
	9	12	12	14	-	-	-	-	2.99	3.96	3.96	4.80	-	-	-	-	15.71	4.91
	9	12	12	12	-	-	-	-	2.99	3.96	3.96	3.96	-	-	-	-	14.87	4.60
	9	9	18	24	-	-	-	-	2.71	2.71	5.30	7.16	-	-	-	-	17.88	5.98
	9	9	18	18	-	-	-	-	2.90	2.90	5.68	5.68	-	-	-	-	17.17	5.43
	9	9	14	24	-	-	-	-	2.86	2.86	4.58	7.55	-	-	-	-	17.85	5.70
	9	9	14	18	-	-	-	-	2.98	2.98	4.78	5.83	-	-	-	-	16.56	5.11
	9	9	14	14	-	-	-	-	2.99	2.99	4.80	4.80	-	-	-	-	15.58	4.75
	9	9	12	24	-	-	-	-	2.89	2.89	3.83	7.65	-	-	-	-	17.27	5.43
	9	9	12	18	-	-	-	-	2.99	2.99	3.96	5.86	-	-	-	-	15.80	5.07
	9	9	12	14	-	-	-	-	2.99	2.99	3.96	4.80	-	-	-	-	14.74	4.46
	9	9	12	12	-	-	-	-	2.99	2.99	3.96	3.96	-	-	-	-	13.90	4.21
	9	9	9	24	-	-	-	-	2.97	2.97	2.97	7.86	-	-	-	-	16.77	5.16
	9	9	9	18	-	-	-	-	2.99	2.99	2.99	5.86	-	-	-	-	14.83	4.60
	9	9	9	14	-	-	-	-	2.99	2.99	2.99	4.80	-	-	-	-	13.77	4.10
	9	9	9	12	-	-	-	-	2.99	2.99	2.99	3.96	-	-	-	-	12.93	3.90
	7	18	18	18	-	-	-	-	2.14	5.28	5.28	5.28	-	-	-	-	17.98	5.98
	7	14	18	18	-	-	-	-	2.26	4.57	5.58	5.58	-	-	-	-	17.99	5.87
	7	14	14	24	-	-	-	-	2.14	4.33	4.33	7.14	-	-	-	-	17.94	5.98
	7	14	14	18	-	-	-	-	2.29	4.65	4.65	5.67	-	-	-	-	17.26	5.32
	7	14	14	14	-	-	-	-	2.36	4.77	4.77	4.77	-	-	-	-	16.67	5.08
	7	12	18	24	-	-	-	-	2.13	3.56	5.26	7.10	-	-	-	-	18.05	5.98
	7	12	18	18	-	-	-	-	2.29	3.82	5.65	5.65	-	-	-	-	17.41	5.56
	7	12	14	24	-	-	-	-	2.25	3.76	4.56	7.52	-	-	-	-	18.09	5.87
	7	12	14	18	-	-	-	-	2.35	3.93	4.77	5.82	-	-	-	-	16.87	5.16
	7	12	14	14	-	-	-	-	2.37	3.96	4.80	4.80	-	-	-	-	15.93	4.91
	7	12	12	24	-	-	-	-	2.28	3.81	3.81	7.61	-	-	-	-	17.51	5.56
	7	12	12	18	-	-	-	-	2.37	3.96	3.96	5.85	-	-	-	-	16.13	5.08
	7	12	12	14	-	-	-	-	2.37	3.96	3.96	4.80	-	-	-	-	15.09	4.60
	7	12	12	12	-	-	-	-	2.37	3.96	3.96	3.96	-	-	-	-	14.25	4.33
	7	9	18	24	-	-	-	-	2.25	2.84	5.56	7.51	-	-	-	-	18.15	5.98
	7	9	18	18	-	-	-	-	2.35	2.97	5.81	5.81	-	-	-	-	16.95	5.23
	7	9	14	24	-	-	-	-	2.29	2.88	4.63	7.63	-	-	-	-	17.42	5.43
	7	9	14	18	-	-	-	-	2.37	2.99	4.80	5.86	-	-	-	-	16.02	5.07
	7	9	12	24	-	-	-	-	2.35	2.96	3.92	7.84	-	-	-	-	17.08	5.23
	7	9	12	18	-	-	-	-	2.37	2.99	3.96	5.86	-	-	-	-	15.18	4.75
	7	9	12	14	-	-	-	-	2.37	2.99	3.96	4.80	-	-	-	-	14.12	4.21
	7	9	12	12	-	-	-	-	2.37	2.99	3.96	3.96	-	-	-	-	13.28	4.00
	7	9	9	24	-	-	-	-	2.37	2.98	2.98	7.89	-	-	-	-	16.23	5.08
	7	9	9	18	-	-	-	-	2.37	2.99	2.99	5.86	-	-	-	-	14.21	4.33
	7	9	9	14	-	-	-	-	2.37	2.99	2.99	4.80	-	-	-	-	13.15	3.90
	7	7	24	24	-	-	-	-	2.11	2.11	7.03	7.03	-	-	-	-	18.28	5.98
	7	7	18	24	-	-	-	-	2.27	2.27	5.61	7.57	-	-	-	-	17.73	5.70
	7	7	18	18	-	-	-	-	2.36	2.36	5.84	5.84	-	-	-	-	16.40	5.11
	7	7	14	24	-	-	-	-	2.35	2.35	4.75	7.83	-	-	-	-	17.27	5.23

Note: •Heating capacity is based on 20°CDB (indoor temperature), 7°CDB/6°CWB (outdoor temperature)
•Pipe Length: 5 m (Outdoor unit to Branch box), 3 m (Branch box to Indoor unit)
•Height difference: 0 m (Outdoor unit to Indoor unit)
•The values in this table should be used only as a guide. These values are calculated at standard conditions.
To fix your selection of models, select them according to "Model Selection" in the D&T manual.
*1: LMC type is not available for this combination.

8 Rooms Multi Combination Table–Heating

8 Rooms Multi heating

AOYG45LBT8	Combination of Indoor Unit								HEATING OPERATION Heating Capacity Room 1	Room 2	Room 3	Room 4	Room 5	Room 6	Room 7	Room 8	Total	Input power
									kW	kW	kW	kW	kW	kW	kW	kW	kW	kW
4 Room	7	7	14	18	-	-	-	-	2.37	2.37	4.80	5.86	-	-	-	-	15.40	4.75
	7	7	14	14	-	-	-	-	2.37	2.37	4.80	4.80	-	-	-	-	14.34	4.21
	7	7	12	24	-	-	-	-	2.36	2.36	3.94	7.87	-	-	-	-	16.53	5.11
	7	7	12	18	-	-	-	-	2.37	2.37	3.96	5.86	-	-	-	-	14.56	4.46
	7	7	12	14	-	-	-	-	2.37	2.37	3.96	4.80	-	-	-	-	13.50	4.00
	7	7	9	24	-	-	-	-	2.37	2.37	2.99	7.91	-	-	-	-	15.64	4.91
	7	7	9	18	-	-	-	-	2.37	2.37	2.99	5.86	-	-	-	-	13.59	4.10
	7	7	7	24	-	-	-	-	2.37	2.37	2.37	7.91	-	-	-	-	15.02	4.60
	7	7	7	18	-	-	-	-	2.37	2.37	2.37	5.86	-	-	-	-	12.97	3.90
5 Room	12	12	12	12	14	-	-	-	3.51	3.51	3.51	3.51	4.26	-	-	-	18.32	5.98
	12	12	12	12	12	-	-	-	3.58	3.58	3.58	3.58	3.58	-	-	-	17.90	5.98
	9	12	12	14	14	-	-	-	2.66	3.52	3.52	4.27	4.27	-	-	-	18.26	5.98
	9	12	12	12	14	-	-	-	2.71	3.59	3.59	3.59	4.35	-	-	-	17.84	5.98
	9	12	12	12	12	-	-	-	2.85	3.77	3.77	3.77	3.77	-	-	-	17.95	5.87
	9	9	14	14	14	-	-	-	2.67	2.67	4.28	4.28	4.28	-	-	-	18.19	5.98
	9	9	12	14	18	-	-	-	2.66	2.66	3.52	4.26	5.21	-	-	-	18.30	5.98
	9	9	12	14	14	-	-	-	2.72	2.72	3.60	4.37	4.37	-	-	-	17.77	5.98
	9	9	12	12	18	-	-	-	2.71	2.71	3.58	3.58	5.30	-	-	-	17.88	5.98
	9	9	12	12	14	-	-	-	2.86	2.86	3.78	3.78	4.58	-	-	-	17.86	5.70
	9	9	12	12	12	-	-	-	2.89	2.89	3.83	3.83	3.83	-	-	-	17.28	5.43
	9	9	9	14	18	-	-	-	2.71	2.71	2.71	4.36	5.32	-	-	-	17.82	5.98
	9	9	9	14	14	-	-	-	2.86	2.86	2.86	4.59	4.59	-	-	-	17.77	5.56
	9	9	9	12	18	-	-	-	2.85	2.85	2.85	3.78	5.59	-	-	-	17.92	5.87
	9	9	9	12	14	-	-	-	2.90	2.90	2.90	3.84	4.65	-	-	-	17.19	5.32
	9	9	9	12	12	-	-	-	2.97	2.97	2.97	3.93	3.93	-	-	-	16.78	5.16
	9	9	9	9	24	-	-	-	2.70	2.70	2.70	2.70	7.14	-	-	-	17.94	5.98
	9	9	9	9	18	-	-	-	2.89	2.89	2.89	2.89	5.67	-	-	-	17.25	5.43
	9	9	9	9	14	-	-	-	2.97	2.97	2.97	2.97	4.77	-	-	-	16.67	5.11
	9	9	9	9	12	-	-	-	2.99	2.99	2.99	2.99	3.96	-	-	-	15.92	5.07
	9	9	9	9	9	-	-	-	2.99	2.99	2.99	2.99	2.99	-	-	-	14.95	4.60
	7	12	14	14	14	-	-	-	2.10	3.51	4.25	4.25	4.25	-	-	-	18.37	5.98
	7	12	12	14	14	-	-	-	2.14	3.57	3.57	4.33	4.33	-	-	-	17.95	5.98
	7	12	12	12	18	-	-	-	2.13	3.56	3.56	3.56	5.26	-	-	-	18.06	5.98
	7	12	12	12	14	-	-	-	2.25	3.76	3.76	3.76	4.56	-	-	-	18.10	5.87
	7	12	12	12	12	-	-	-	2.28	3.81	3.81	3.81	3.81	-	-	-	17.52	5.56
	7	9	14	14	18	-	-	-	2.09	2.64	4.24	4.24	5.18	-	-	-	18.40	5.98
	7	9	14	14	14	-	-	-	2.14	2.71	4.34	4.34	4.34	-	-	-	17.88	5.98
	7	9	12	14	18	-	-	-	2.13	2.69	3.57	4.32	5.28	-	-	-	17.99	5.98
	7	9	12	14	14	-	-	-	2.26	2.85	3.77	4.57	4.57	-	-	-	18.01	5.70
	7	9	12	12	18	-	-	-	2.25	2.84	3.76	3.76	5.56	-	-	-	18.16	5.98
	7	9	12	12	14	-	-	-	2.28	2.88	3.82	3.82	4.63	-	-	-	17.43	5.43
	7	9	12	12	12	-	-	-	2.35	2.96	3.92	3.92	3.92	-	-	-	17.09	5.23
	7	9	9	18	18	-	-	-	2.13	2.69	2.69	5.27	5.27	-	-	-	18.04	5.98
	7	9	9	14	18	-	-	-	2.25	2.84	2.84	4.56	5.57	-	-	-	18.07	5.87
	7	9	9	14	14	-	-	-	2.29	2.89	2.89	4.64	4.64	-	-	-	17.34	5.32
	7	9	9	12	24	-	-	-	2.12	2.68	2.68	3.55	7.08	-	-	-	18.11	5.98
	7	9	9	12	18	-	-	-	2.28	2.88	2.88	3.81	5.64	-	-	-	17.49	5.56
	7	9	9	12	14	-	-	-	2.35	2.97	2.97	3.93	4.76	-	-	-	16.97	5.16
	7	9	9	12	12	-	-	-	2.37	2.98	2.98	3.95	3.95	-	-	-	16.24	5.08
	7	9	9	9	24	-	-	-	2.17	2.74	2.74	2.74	7.24	-	-	-	17.63	5.98
	7	9	9	9	18	-	-	-	2.35	2.96	2.96	2.96	5.81	-	-	-	17.05	5.23
	7	9	9	9	14	-	-	-	2.37	2.99	2.99	2.99	4.79	-	-	-	16.12	5.07
	7	9	9	9	12	-	-	-	2.37	2.99	2.99	2.99	3.96	-	-	-	15.30	4.75
	7	9	9	9	9	-	-	-	2.37	2.99	2.99	2.99	2.99	-	-	-	14.33	4.33
	7	7	14	14	18	-	-	-	2.12	2.12	4.30	4.30	5.25	-	-	-	18.10	5.98
	7	7	14	14	14	-	-	-	2.25	2.25	4.55	4.55	4.55	-	-	-	18.16	5.70
	7	7	12	18	18	-	-	-	2.11	2.11	3.53	5.23	5.23	-	-	-	18.21	5.98
	7	7	12	14	18	-	-	-	2.16	2.16	3.62	4.38	5.35	-	-	-	17.68	5.98
	7	7	12	14	14	-	-	-	2.28	2.28	3.80	4.61	4.61	-	-	-	17.58	5.43
	7	7	12	12	24	-	-	-	2.11	2.11	3.52	3.52	7.03	-	-	-	18.29	5.98
	7	7	12	12	14	-	-	-	2.35	2.35	3.92	3.92	4.75	-	-	-	17.28	5.23
	7	7	12	12	12	-	-	-	2.36	2.36	3.94	3.94	3.94	-	-	-	16.54	5.11
	7	7	9	18	18	-	-	-	2.16	2.16	2.72	5.34	5.34	-	-	-	17.73	5.98
	7	7	9	14	24	-	-	-	2.11	2.11	2.67	4.28	7.05	-	-	-	18.22	5.98
	7	7	9	14	18	-	-	-	2.27	2.27	2.87	4.61	5.62	-	-	-	17.64	5.56
	7	7	9	14	14	-	-	-	2.35	2.35	2.96	4.75	4.75	-	-	-	17.16	5.16
	7	7	9	12	24	-	-	-	2.15	2.15	2.72	3.60	7.18	-	-	-	17.80	5.98
	7	7	9	12	18	-	-	-	2.34	2.34	2.96	3.92	5.80	-	-	-	17.36	5.32
	7	7	9	12	14	-	-	-	2.36	2.36	2.98	3.95	4.78	-	-	-	16.43	5.08
	7	7	9	12	12	-	-	-	2.37	2.37	2.99	3.96	3.96	-	-	-	15.65	4.91
	7	7	9	9	24	-	-	-	2.27	2.27	2.86	2.86	7.56	-	-	-	17.81	5.70
	7	7	9	9	18	-	-	-	2.36	2.36	2.98	2.98	5.83	-	-	-	16.51	5.11
	7	7	9	9	14	-	-	-	2.37	2.37	2.99	2.99	4.80	-	-	-	15.52	4.75
	7	7	9	9	12	-	-	-	2.37	2.37	2.99	2.99	3.96	-	-	-	14.68	4.46
	7	7	9	9	9	-	-	-	2.37	2.37	2.99	2.99	2.99	-	-	-	13.71	4.10
	7	7	7	18	18	-	-	-	2.26	2.26	2.26	5.58	5.58	-	-	-	17.95	5.87
	7	7	7	14	24	-	-	-	2.14	2.14	2.14	4.34	7.15	-	-	-	17.91	5.98
	7	7	7	14	18	-	-	-	2.30	2.30	2.30	4.65	5.68	-	-	-	17.22	5.32
	7	7	7	14	14	-	-	-	2.36	2.36	2.36	4.77	4.77	-	-	-	16.62	5.08
	7	7	7	12	24	-	-	-	2.25	2.25	2.25	3.77	7.52	-	-	-	18.05	5.87
	7	7	7	12	18	-	-	-	2.35	2.35	2.35	3.93	5.82	-	-	-	16.81	5.16
	7	7	7	12	14	-	-	-	2.37	2.37	2.37	3.96	4.80	-	-	-	15.87	4.91
	7	7	7	12	12	-	-	-	2.37	2.37	2.37	3.96	3.96	-	-	-	15.03	4.60
	7	7	7	9	24	-	-	-	2.29	2.29	2.29	2.89	7.63	-	-	-	17.38	5.43
	7	7	7	9	18	-	-	-	2.37	2.37	2.37	2.99	5.86	-	-	-	15.96	5.07
	7	7	7	9	14	-	-	-	2.37	2.37	2.37	2.99	4.80	-	-	-	14.90	4.46
	7	7	7	9	12	-	-	-	2.37	2.37	2.37	2.99	3.96	-	-	-	14.06	4.21
	7	7	7	9	9	-	-	-	2.37	2.37	2.37	2.99	2.99	-	-	-	13.09	3.90
	7	7	7	7	24	-	-	-	2.35	2.35	2.35	2.35	7.83	-	-	-	17.22	5.23
	7	7	7	7	18	-	-	-	2.37	2.37	2.37	2.37	5.86	-	-	-	15.34	4.75
	7	7	7	7	14	-	-	-	2.37	2.37	2.37	2.37	4.80	-	-	-	14.28	4.21
	7	7	7	7	12	-	-	-	2.37	2.37	2.37	2.37	3.96	-	-	-	13.44	4.00
6 Room	9	9	9	9	12	14	-	-	2.65	2.65	2.65	2.65	3.51	4.25	-	-	18.36	5.98
	9	9	9	9	12	12	-	-	2.70	2.70	2.70	2.70	3.57	3.57	-	-	17.94	5.98
	9	9	9	9	9	14	-	-	2.71	2.71	2.71	2.71	2.71	4.34	-	-	17.88	5.98
	9	9	9	9	9	12	-	-	2.85	2.85	2.85	2.85	2.85	3.77	-	-	18.00	5.87
	9	9	9	9	9	9	-	-	2.89	2.89	2.89	2.89	2.89	2.89	-	-	17.33	5.43
	7	9	9	12	12	12	-	-	2.12	2.68	2.68	3.55	3.55	3.55	-	-	18.12	5.98
	7	9	9	9	12	14	-	-	2.13	2.69	2.69	2.69	3.56	4.31	-	-	18.05	5.98
	7	9	9	9	12	12	-	-	2.17	2.74	2.74	2.74	3.62	3.62	-	-	17.63	5.98

Note: •Heating capacity is based on 20°CDB (indoor temperature), 7°CDB/6°CWB (outdoor temperature)
•Pipe Length: 5 m (Outdoor unit to Branch box), 3 m (Branch box to Indoor unit)
•Height difference: 0 m (Outdoor unit to Indoor unit)
•The values in this table should be used only as a guide. These values are calculated at standard conditions.
To fix your selection of models, select them according to "Model Selection" in the D&T manual.

8 Rooms Multi heating

AOYG45LBT8	Combination of Indoor Unit								HEATING OPERATION Heating Capacity Room 1	Room 2	Room 3	Room 4	Room 5	Room 6	Room 7	Room 8	Total	Input power
									kW	kW	kW	kW	kW	kW	kW	kW	kW	kW
6 Room	7	9	9	9	9	18	-	-	2.12	2.68	2.68	2.68	2.68	5.25	-	-	18.10	5.98
	7	9	9	9	9	12	-	-	2.28	2.87	2.87	2.87	2.87	3.81	-	-	17.57	5.56
	7	9	9	9	9	9	-	-	2.35	2.96	2.96	2.96	2.96	2.96	-	-	17.16	5.23
	7	7	12	12	12	12	-	-	2.11	2.11	3.52	3.52	3.52	3.52	-	-	18.29	5.98
	7	7	9	12	12	14	-	-	2.11	2.11	2.66	3.53	3.53	4.28	-	-	18.23	5.98
	7	7	9	12	12	12	-	-	2.15	2.15	2.71	3.60	3.60	3.60	-	-	17.81	5.98
	7	7	9	9	14	14	-	-	2.12	2.12	2.67	2.67	4.29	4.29	-	-	18.16	5.98
	7	7	9	9	12	18	-	-	2.11	2.11	2.66	2.66	3.52	5.21	-	-	18.27	5.98
	7	7	9	9	12	14	-	-	2.16	2.16	2.72	2.72	3.61	4.37	-	-	17.74	5.98
	7	7	9	9	12	12	-	-	2.27	2.27	2.86	2.86	3.78	3.78	-	-	17.82	5.70
	7	7	9	9	9	18	-	-	2.15	2.15	2.72	2.72	2.72	5.33	-	-	17.79	5.98
	7	7	9	9	9	14	-	-	2.27	2.27	2.86	2.86	2.86	4.60	-	-	17.73	5.56
	7	7	9	9	9	12	-	-	2.30	2.30	2.90	2.90	2.90	3.84	-	-	17.15	5.32
	7	7	9	9	9	9	-	-	2.36	2.36	2.97	2.97	2.97	2.97	-	-	16.61	5.11
	7	7	7	12	14	14	-	-	2.10	2.10	2.10	3.51	4.26	4.26	-	-	18.34	5.98
	7	7	7	12	12	14	-	-	2.14	2.14	2.14	3.58	3.58	4.34	-	-	17.92	5.98
	7	7	7	12	12	12	-	-	2.25	2.25	2.25	3.77	3.77	3.77	-	-	18.06	5.87
	7	7	7	9	14	18	-	-	2.10	2.10	2.10	2.65	4.25	5.19	-	-	18.38	5.98
	7	7	7	9	14	14	-	-	2.15	2.15	2.15	2.71	4.35	4.35	-	-	17.85	5.98
	7	7	7	9	12	18	-	-	2.14	2.14	2.14	2.70	3.57	5.28	-	-	17.96	5.98
	7	7	7	9	12	14	-	-	2.26	2.26	2.26	2.85	3.77	4.57	-	-	17.97	5.70
	7	7	7	9	12	12	-	-	2.29	2.29	2.29	2.89	3.82	3.82	-	-	17.39	5.43
	7	7	7	9	9	18	-	-	2.25	2.25	2.25	2.84	2.84	5.57	-	-	18.03	5.87
	7	7	7	9	9	14	-	-	2.29	2.29	2.29	2.89	2.89	4.64	-	-	17.30	5.32
	7	7	7	9	9	12	-	-	2.35	2.35	2.35	2.97	2.97	3.93	-	-	16.92	5.16
	7	7	7	9	9	9	-	-	2.37	2.37	2.37	2.99	2.99	2.99	-	-	16.07	5.07
	7	7	7	7	14	18	-	-	2.13	2.13	2.13	2.13	4.31	5.26	-	-	18.07	5.98
	7	7	7	7	14	14	-	-	2.25	2.25	2.25	2.25	4.56	4.56	-	-	18.12	5.70
	7	7	7	7	12	18	-	-	2.17	2.17	2.17	2.17	3.62	5.36	-	-	17.65	5.98
	7	7	7	7	12	14	-	-	2.28	2.28	2.28	2.28	3.81	4.62	-	-	17.54	5.43
	7	7	7	7	12	12	-	-	2.35	2.35	2.35	2.35	3.92	3.92	-	-	17.23	5.23
	7	7	7	7	9	24	-	-	2.12	2.12	2.12	2.12	2.67	7.06	-	-	18.19	5.98
	7	7	7	7	9	18	-	-	2.28	2.28	2.28	2.28	2.87	5.63	-	-	17.60	5.56
	7	7	7	7	9	14	-	-	2.35	2.35	2.35	2.35	2.96	4.76	-	-	17.11	5.16
	7	7	7	7	9	12	-	-	2.36	2.36	2.36	2.36	2.98	3.95	-	-	16.38	5.08
	7	7	7	7	9	9	-	-	2.37	2.37	2.37	2.37	2.99	2.99	-	-	15.46	4.75
	7	7	7	7	7	24	-	-	2.14	2.14	2.14	2.14	2.14	7.16	-	-	17.88	5.98
	7	7	7	7	7	18	-	-	2.30	2.30	2.30	2.30	2.30	5.68	-	-	17.18	5.32
	7	7	7	7	7	14	-	-	2.36	2.36	2.36	2.36	2.36	4.78	-	-	16.57	5.08
	7	7	7	7	7	12	-	-	2.37	2.37	2.37	2.37	2.37	3.96	-	-	15.81	4.91
	7	7	7	7	7	9	-	-	2.37	2.37	2.37	2.37	2.37	2.99	-	-	14.84	4.46
	7	7	7	7	7	7	-	-	2.37	2.37	2.37	2.37	2.37	2.37	-	-	14.22	4.21
7 Room	7	9	9	9	9	9	9	-	2.12	2.67	2.67	2.67	2.67	2.67	2.67	-	18.16	5.98
	7	7	9	9	9	9	12	-	2.10	2.10	2.65	2.65	2.65	2.65	3.51	-	18.33	5.98
	7	7	9	9	9	9	9	-	2.15	2.15	2.71	2.71	2.71	2.71	2.71	-	17.85	5.98
	7	7	7	9	9	9	14	-	2.09	2.09	2.09	2.63	2.63	2.63	4.23	-	18.40	5.98
	7	7	7	9	9	9	12	-	2.13	2.13	2.13	2.69	2.69	2.69	3.56	-	18.02	5.98
	7	7	7	9	9	9	9	-	2.25	2.25	2.25	2.84	2.84	2.84	2.84	-	18.11	5.87
	7	7	7	7	9	12	12	-	2.11	2.11	2.11	2.11	2.67	3.53	3.53	-	18.20	5.98
	7	7	7	7	9	9	14	-	2.12	2.12	2.12	2.12	2.68	2.68	4.30	-	18.13	5.98
	7	7	7	7	9	9	12	-	2.16	2.16	2.16	2.16	2.73	2.73	3.61	-	17.71	5.98
	7	7	7	7	9	9	9	-	2.27	2.27	2.27	2.27	2.87	2.87	2.87	-	17.68	5.56
	7	7	7	7	7	12	14	-	2.10	2.10	2.10	2.10	2.10	3.52	4.26	-	18.31	5.98
	7	7	7	7	7	12	12	-	2.14	2.14	2.14	2.14	2.14	3.58	3.58	-	17.89	5.98
	7	7	7	7	7	9	18	-	2.10	2.10	2.10	2.10	2.10	2.65	5.19	-	18.35	5.98
	7	7	7	7	7	9	14	-	2.15	2.15	2.15	2.15	2.15	2.71	4.36	-	17.82	5.98
	7	7	7	7	7	9	12	-	2.26	2.26	2.26	2.26	2.26	2.85	3.78	-	17.93	5.70
	7	7	7	7	7	9	9	-	2.29	2.29	2.29	2.29	2.29	2.89	2.89	-	17.26	5.32
	7	7	7	7	7	7	18	-	2.13	2.13	2.13	2.13	2.13	2.13	5.26	-	18.04	5.98
	7	7	7	7	7	7	14	-	2.25	2.25	2.25	2.25	2.25	2.25	4.56	-	18.08	5.70
	7	7	7	7	7	7	12	-	2.28	2.28	2.28	2.28	2.28	2.28	3.81	-	17.50	5.43
	7	7	7	7	7	7	9	-	2.35	2.35	2.35	2.35	2.35	2.35	2.96	-	17.06	5.16
	7	7	7	7	7	7	7	-	2.36	2.36	2.36	2.36	2.36	2.36	2.36	-	16.52	5.08
8 Room	7	7	7	7	7	9	9	9	2.09	2.09	2.09	2.09	2.09	2.64	2.64	2.64	18.40	5.98
	7	7	7	7	7	7	9	9	2.12	2.12	2.12	2.12	2.12	2.12	2.68	2.68	18.10	5.98
	7	7	7	7	7	7	7	12	2.11	2.11	2.11	2.11	2.11	2.11	2.11	3.52	18.28	5.98
	7	7	7	7	7	7	7	9	2.15	2.15	2.15	2.15	2.15	2.15	2.15	2.72	17.79	5.98
	7	7	7	7	7	7	7	7	2.25	2.25	2.25	2.25	2.25	2.25	2.25	2.25	18.04	5.70

Note: •Heating capacity is based on 20°CDB (indoor temperature), 7°CDB/6°CWB (outdoor temperature)
•Pipe Length: 5 m (Outdoor unit to Branch box), 3 m (Branch box to Indoor unit)
•Height difference: 0 m (Outdoor unit to Indoor unit)
•The values in this table should be used only as a guide. These values are calculated at standard conditions.
To fix your selection of models, select them according to "Model Selection" in the D&T manual.

Feature Explanation & Summary

Type			Wall Mounted			Wall Mounted		Cassette			Duct						Floor	Floor/ Ceiling	Ceiling
Series			Designer Range	Standard Range	Designer Range	Standard Range		Compact 4-way Flow Grid type	Compact 4-way Flow	4-way Flow	Mini (With drain pump)		Slim (With drain pump)		Medium Static Pressure				
Model No.			ASYG 07/09/12/14 KGTB	ASYG 07/09/12/14 KMTB	ASYG 07/09/12/14 LUCA	ASYG 07/09/12/14 LMCE	ASYG 18LFCA, ASYG 24LFCC	AUXG 07/09/12/ 14/18/22/24 KVLA	AUYG 07/09/ 12/14/18 LVLB, AUYG 22/24LVLA	AUYG 30/36LRLE, AUYG 36/45LRLA	ARXG 07/09/12/14 KSLAP	ARYG 07/09/ 12/14/18 LSLAP	ARXG 07/09/ 12/14/18 KLLAP	ARYG 07/09/ 12/14/18 LLTB	ARXG 22/24KMLA	ARYG 22/24/36/45 LMLA, ARYG 30/36LMLE	AGYG 09/12/14 LVCA	ABYG 14/18LVTB, ABYG 22/24LVTA	ABYG 30/36LRTE, ABYG 36/45LRTA
Refrigerant			R-32	R-32	R410A	R410A		R-32	R410A		R-32	R410A	R-32	R410A	R-32	R410A		R410A	
Energy Saving Function	Save human sensor	Human sensor detects the movement of people in the room and judges whether the energy saving operation.	●																
	Economy mode	Thermostat setting automatically changes according to the temperature to avoid unnecessary cooling and heating.	●	●	●	●	●	●	●	●	●	●	●	●	●	●	●	●	●
	Room temperature set point limitation	The minimum and maximum temperature range can be set giving further energy saving while considering the comfort of the occupants.	○	○	○	○	○	○	○	○	●	●	○	○	○	○	○	○	○
	Set temperature auto return	The setting temperature automatically returns to the previously set temperature.	○	○	○	○	○	●	○	○	●	●	○	○	○	○	○	○	○
Comfortable Function	Power diffuser	An additional louver that opens based on monitoring sensors to quickly enhance immediate comfort needs				●	●												
	Powerful mode	Operation at maximum air flow and compressor speed, and quickly makes the room comfortable.	●	●	●	●													
	10°C HEAT operation	The room temperature can be set to go no lower than 10°C, thus ensuring that the room does not get too cold when not occupied.	●	●	●	●	●	●	●	○	○	○	○	○	○	○	●	●	●
	Low noise mode	Sound noise level of outdoor unit can be selected.	●	●	●	●										○ (45)(36LMLA)			○ (45/54) (36LRTA)
	Auto-changeover	The unit automatically switches between heating and cooling modes based on your temperature setting and the room temperature.	●	●	●	●	●	●	●	●	●	●	●	●	●	●	●	●	●
	Up/down swing flaps	The up/down flaps automatically swing up and down.	●	●	●	●		●	●	●	○	○	○	○			●		
	Double swing automatic	Complex swing action of flaps enables automatically to swing both horizontal and vertical directions.					●											●	●
	Automatic fan speed	The micro-computer automatically adjusts the airflow effectively to follow the changes of room temperature.	●	●	●	●	●	●	●	●	●	●	●	●	●	●	●	●	●
	Auto restart	In the event of a temporary power failure, the air conditioner will automatically restart in the same operating mode as before, once power supply is restored.	●	●	●	●	●	●	●	●	●	●	●	●	●	●	●	●	●
	Connectable fresh air duct	Outside air can be introduced by attaching Locally purchased duct to fresh air knockout and optional part.							○	●					●	●			●
	Fresh air intake	Fresh air can be taken in by a fan which can be connected using external control unit.							○	○			○	○	○	○			○
	Connectable distributing duct	Systems are capable of attaching Locally purchased branch ducts distributing the airflow.													●	●			
Convenient Function	Auto off timer	Automatically stops operation when a fixed time has elapsed from the start of operation.	○	○	○	○	○	○	○	○	●	●	○	○	○	○	○	○	○
	Sleep timer	The micro-computer gradually changes the room temperature automatically to afford a comfortable night's sleep.	●	●	●	●	●	●	●	○	○	○	○	○	○	○	●	●	●
	Program timer	This digital timer allows selection of one of four options: ON, OFF, ON » OFF or OFF » ON.	●	●	●	●	●	●	●	○	○	○	○	○	○	○	●	●	●
	Weekly timer	Different ON-OFF times can be set for each day.	●	○	●						●	●							
	Weekly + setback timer	Weekly + Setback timer can set temperature for two times spans and for each day of the week.	○	○	○	○	○	○	○	●			●	●	●	●	○	○	○
	Filter sign	Indicates the filter cleaning period by lamp.	●	●	●	●	●	●	●	●	●	●	●	●	●	●	●	●	●
	External error output		○	○	○	○	○				○	○							
	External ON/OFF input		○	○	○	○	○	○	○	○	●	●	○	○	○	○	○	○	○
	Wireless LAN control	The exclusive Wireless LAN adaptor enables to operate the air conditioner by smartphone or tablet PC from outside.	○	○	○	○	○	○	○	○	○	○	○	○	○	○	○	○	○
Clean Function	Ion deodorization filter	The filter deodorizes by powerfully decomposing absorbed odors using the oxidizing and reducing effects of ions generated by the ultra-fine-particle ceramic.	○	○	●	●	●										●		
	Apple-catechin filter	The Apple-catechin filter uses static electricity to clean fine particles and dust in the air.	○	○	●	●	●										●		
	Long life filter														○	○	●		
	Washable panel	Since the front panel is easy to remove, maintenance is also easy.				●	●												
Installation	Drain pump as standard							●	●	●	●	●	●	●	○	○			○
	Blue fin						● (30)			● (45/54)						● (45)			● (45)

○ : Optional function

Light Commercial & Commercial, Residential

VRF

AIRSTAGE™

VRF Outdoor Units

VRF Indoor Units

EUROVENT CERTIFIED PERFORMANCE
www.eurovent-certification.com

FUJITSU GENERAL (Euro) GmbH participates in the ECP programme for AIR CONDITIONERS. Check ongoing validity of certificate: www.eurovent-certification.com
* Models so marked are not ECC certified.

AIRSTAGE™ VRF Systems can be designed to create an air conditioning solution to suit most buildings requirements.

AIRSTAGE™ VRF Systems can be designed to effectively provide an air conditioning solution from a large domestic residence through to a large scale commercial building.



AIRSTAGE™ J-Series Overview

Fujitsu General provides air conditioning systems for a wide range of applications from small office buildings and hotels to large stores, houses.

Max. 18 HP Heat Pump
AIRSTAGE™ J-IIIL

J-IIIL is an outdoor unit with a slim design offering a high degree of freedom of installation that is recommended for mid-size office buildings and hotels. Furthermore, you can connect up to 42* indoor units with newly added 14/16/18 HP model. 14/16/18 HP model is also ideal for hospitals and educational facilities with many rooms.

*: 18 HP model

Slim Outdoor Unit

Although this is a 14/16/18 HP model that can handle slightly larger properties, it has a slim depth of 480 mm. This model can be introduced and installed even in limited spaces.

Small room application

Up to 30-42 indoor units can be connected by the optimum heat exchanger structure. Available to various small rooms.

Top Class Low Operating Sound

Top class low operating sound is realized. Highly suited to densely populated areas thanks to their low operating sound.

8-12 HP models

New 18 HP model & 14/16 models

Max. 6 HP Heat Pump
AIRSTAGE™ J-III

J-III improves the system with up to 13 indoor units. This model is suitable for small buildings that bring together small stores.

High Energy Efficiency

Heat pump inverter control is used to achieve an efficient cooling and heating operation in any indoor unit combination.

Flexible systems for small- and medium-size buildings air conditioning

Space saving design and long piping design allow flexible installations on the roofs or balconies of small and medium-size buildings. Multiple indoor units of various capacities and types can be connected.

Max. 6 HP Heat Pump, Compact Design
AIRSTAGE™ J-IIS

J-IIS has a compact design with a height of 998 mm that does not obstruct visibility even when installed near waist-high windows. This model is also ideal for large houses, retail stores and other properties.

Space saving and low sound level design

Economical individual air conditioning is realized by ALL-DC technology, large capacity DC twin rotary compressor, and 3-row heat exchanger though the size is compact.

Flexible systems for homes, shops, small-size buildings air conditioning

Due to compact size design and flexible piping design, J-IIS series can be installed easily at the place where the installation space is limited such as homes, shops, and small offices. Multiple indoor units of various capacities and types can be connected.

AIRSTAGE™ V-Series Overview

AIRSTAGE™ V-Series Systems can be designed to effectively provide an air conditioning solution from a large domestic residence through to a large scale commercial building.



outdoor temperature
Up to 52°C
at Cooling

Max. 48 HP Heat Recovery
AIRSTAGE™ VR-II

Smart and cutting-edge design.
Extensive lineup from 8 HP to 48 HP in 2 HP increment.
Connectable indoor unit capacity ratio up to 150%

Simultaneous cooling and heating operation using 1 refrigerant system

Cooling and heating can be freely selected for each indoor unit to provide simultaneous cooling and heating in rooms with large temperature differences.

Annual cooling operation

Use annual cooling operation for the rooms and other spaces that require constant temperature control throughout the year.

Handles changes in the temperature difference

The operation mode can be freely changed when there are large temperature differences during the day, such as between seasons.

Max. 54 HP Heat Pump
AIRSTAGE™ V-III

Smart and cutting-edge design.
Extensive lineup from 8 HP to 54 HP in 2 HP increment.
Connectable indoor unit capacity ratio up to 150%

Excellent energy saving

Heat pump inverter type realizes the highly energy saving air conditioning for individual cooling and heating operation by all inverter technology for seasonal efficiency.

High design flexibility for various building air conditioning

High design flexibly meets the various needs of high-rise building air conditioning such as outdoor unit roof top concentrated installation and each floor installation by large capacity combination, sufficient connection capacity, and high static pressure design.

Easy installation and maintenance

The flexible communication method and piping connections make installation and maintenance easy even for large systems.

Max. 54 HP Heat Pump
AIRSTAGE™ V-III

Fujitsu General tropical VRF is designed for tropical weather. Extensive lineup from 8 HP to 54 HP in 2 HP increment. Connectable indoor unit capacity ratio up to 130%

High ambient operation design

Possible to operate cooling up to 52°C outdoor temperature

Powerful cooling capacity design

Keeping high cooling power at even high ambient temperature

Anti-corrosion treatment design

All metallic and PCB components are protected against corrosion

TROPICAL SPEC

Energy saving technology that boosted operation efficiency

1 Powerful large propeller fan

By using CFD*1 technology, a newly designed fan achieves high performance and low noise operation.

*1. CFD = Computational Fluid Dynamics

2 3 phase DC fan motor

Efficiency is substantially improved by high efficient motor with sophisticated driver control. In addition, low noise is realized by DC fan motor.

3 Sine-wave DC inverter control

High efficiency is realized by adoption of reduced switching loss IPM.

4 4-face heat exchanger

Heat exchange efficiency is significantly improved by the introduction of a new 4-face heat exchanger that increases effective surface area.

5 Subcool heat exchanger

High Heat Exchange efficiency is achieved by using an internal projection shape double pipe construction.

6 High efficient and large capacity DC inverter compressor

Large capacity high efficient DC twin rotary compressor with excellent intermediate capability.

7 Front intake port (Corner cut air inlet structure)

In multiple outdoor unit installations, the unique front intake design improves airflow into the Heat Exchanger.

VRF Outdoor Units Lineup

Capacity (kW)	12.1	14.0	15.1-15.5	22.4	28.0	33.5	40.0	45.0	50.4	55.9	61.5	67.0	73.5	78.5	85.0	90.0	95.0	100.5	107.0	112.0	118.5	123.5	130.0	135.0	140.0	145.0	150.0
HP	4	5	6	8	10	12	14	16	18	20	22	24	26	28	30	32	34	36	38	40	42	44	46	48	50	52	54
J-IIIL Series				AJY072 LELAH	AJY090 LELAH	AJY108 LELAH	AJY126 LELAH	AJY144 LELAH	NEW AJY162 LELAH																		
J-III Series	AJY040 LBLAH, AJY040 LELAH	AJY045 LBLAH, AJY045 LELAH	AJY054 LBLAH, AJY054 LELAH																								
J-IIS Series	AJY040 LCLAH	AJY045 LCLAH	AJY054 LCLAH																								
VR-II Series Heat Recovery – Space Saving Set Model				AJYA72 GALH	AJYA90 GALH	AJY108 GALH	AJY126 GALH	AJY144 GALH	AJY162 GALH	AJY180 GALH	AJY198 GALH	AJY216 GALH	AJY234 GALH	AJY252 GALH	AJY270 GALH	AJY288 GALH	AJY306 GALH	AJY324 GALH	AJY342 GALH	AJY360 GALH	AJY378 GALH	AJY396 GALH	AJY414 GALH	AJY432 GALH			
VR-II Series Heat Recovery – Energy Efficiency Set Model								AJY144 GALHH			AJY198 GALHH	AJY216 GALHH	AJY234 GALHH	AJY252 GALHH	AJY270 GALHH	AJY288 GALHH	AJY306 GALHH	AJY324 GALHH	AJY342 GALHH	AJY360 GALHH	AJY378 GALHH	AJY396 GALHH					
V-III Series Heat Pump – Space Saving Set Model				AJY072 LALBH	AJY090 LALBH	AJY108 LALBH	AJY126 LALBH	AJY144 LALBH	AJY162 LALBH	AJY180 LALBH	AJY198 LALBH	AJY216 LALBH	AJY234 LALBH	AJY252 LALBH	AJY270 LALBH	AJY288 LALBH	AJY306 LALBH	AJY324 LALBH	AJY342 LALBH	AJY360 LALBH	AJY378 LALBH	AJY396 LALBH	AJY414 LALBH	AJY432 LALBH	AJY450 LALBH	AJY468 LALBH	AJY486 LALBH
V-III Series Heat Pump – Energy Efficiency Set Model								AJY144 LALBHH	AJY162 LALBHH	AJY180 LALBHH		AJY216 LALBHH	AJY234 LALBHH	AJY252 LALBHH	AJY270 LALBHH	AJY288 LALBHH	AJY306 LALBHH	AJY324 LALBHH	AJY342 LALBHH	AJY360 LALBHH	AJY378 LALBHH	AJY396 LALBHH	AJY414 LALBHH				
V-III Tropical Series Heat Pump – Space Saving Set Model				AJY072 LNLBH	AJY090 LNLBH	AJY108 LNLBH	AJY126 LNLBH	AJY144 LNLBH	AJY162 LNLBH	AJY180 LNLBH	AJY198 LNLBH	AJY216 LNLBH	AJY234 LNLBH	AJY252 LNLBH	AJY270 LNLBH	AJY288 LNLBH	AJY306 LNLBH	AJY324 LNLBH	AJY342 LNLBH	AJY360 LNLBH	AJY378 LNLBH	AJY396 LNLBH	AJY414 LNLBH	AJY432 LNLBH	AJY450 LNLBH	AJY468 LNLBH	AJY486 LNLBH
V-III Tropical Series Heat Pump – Energy Efficiency Set Model								AJY144 LNLBHH	AJY162 LNLBHH	AJY180 LNLBHH		AJY216 LNLBHH	AJY234 LNLBHH	AJY252 LNLBLHH	AJY270 LNLBHH	AJY288 LNLBHH	AJY306 LNLBHH	AJY324 LNLBHH	AJY342 LNLBHH	AJY360 LNLBHH	AJY378 LNLBHH	AJY396 LNLBHH	AJY414 LNLBHH				

Feature

High Efficiency

Efficiency is improved significantly by using DC twin rotary compressor, inverter technology, and large heat exchanger

DC twin rotary compressor

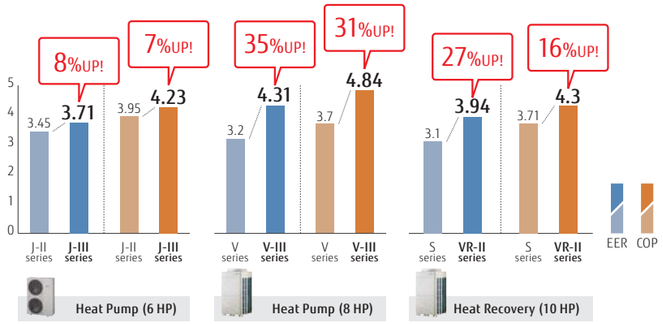

High efficiency design with top class SEER/SCOP

All VRF series including J-IIIL series have DC technology to realize the high efficiency operation. This enhances the durability and reliability of VRF series.



J-IIIL series



J-III series

J-IIS series

1 DC fan motor

3 DC invertor control



2 Large heat exchanger

4 Subcool heat exchanger

V-Series

1 3 phase DC fan motor

3 Sine-wave DC invertor control

2 Large heat exchanger

4 Subcool heat exchanger

Energy Saving Function

Economy operation

Economy operation can be set by remote controller. The temperature setting is offset automatically over a certain period of time.

Room temperature set point limitation

The minimum and maximum temperature ranges can be limited, which provide further energy saving while maintaining the comfort of the occupants.

Auto-off timer

- The indoor unit automatically is turned off when it reaches to the preset operating time frame.
- The time frame of the "Auto off timer" can be flexibly scheduled.

Capacity save operation

Operation capacity can be set in 5 steps for rated capability. The power consumption at peak is cut down and the maximum load is suppressed.

Room temperature set point limitation

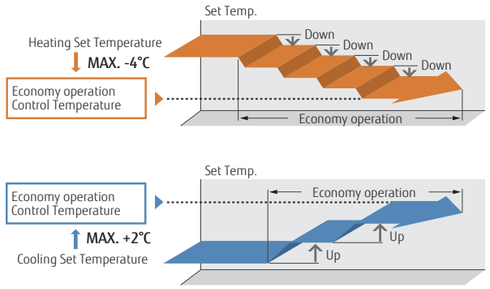

Auto-off timer

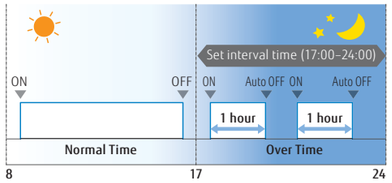

More Comfort

Precision refrigerant flow control

Precise and smooth refrigerant flow control is achieved by using a DC Inverter control in conjunction with individual indoor unit electronic expansion valve control. This allows high precision comfortable temperature control of ±0.5°C.

Auto changeover function

At Auto setting, the cooling/heating mode is automatically switched according to the set temperature and room temperature.

Quiet operation

Two low noise modes can be selected automatically by quiet priority setting and capacity priority setting depending on the indoor environment and outside temperature load. This feature can be controlled via outdoor unit external input and/or system controller.

Quiet operation

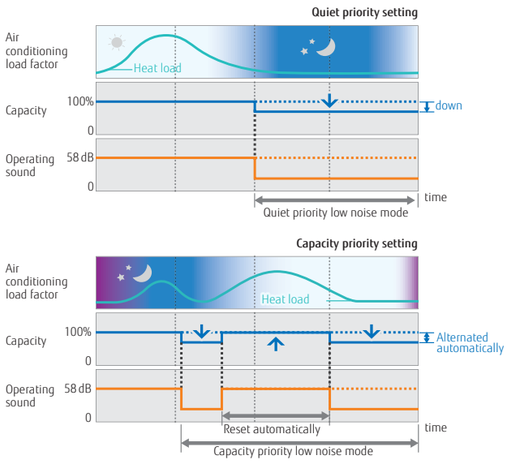

Design Flexibility

Top class Compact design

Compact outdoor unit can be attained at the top class in the industry by optimal airflow structure design. (Up to 18 HP)

AIRSTAGE™ J-Series Compact Outdoor Unit

Long piping design

Piping design suitable for long, narrow office buildings with a difference in height and low-rise shops with depth

(AIRSTAGE™ J-IIIL series)

AIRSTAGE™ J-IIIL series

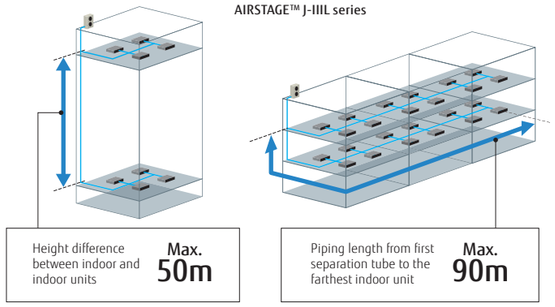

Overall piping length Max. 1,000 m

World's top class overall piping length of 1,000 m allows for application in a wide variety of buildings.

AIRSTAGE™ VR-II series & V-III series

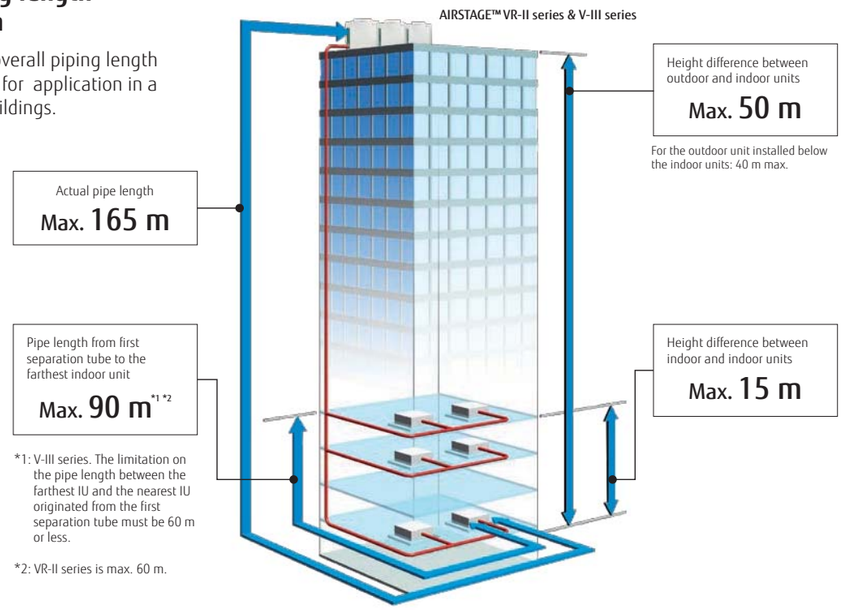

*1: V-III series. The limitation on the pipe length between the farthest IU and the nearest IU originated from the first separation tube must be 60 m or less.

*2: VR-II series is max. 60 m.

High capacity connection

Series		Connectable indoor unit capacity range	Connectable indoor unit number
NEW	AIRSTAGE™ J-IIIL series 14/16/18 HP Heat Pump type	50% to 150%*3	up to 42*5
	AIRSTAGE™ J-IIIL series 8/10/12 HP Heat Pump type	50% to 150%*3	up to 30*6
	AIRSTAGE™ J-III series Heat Pump type	50% to 150%*3	up to 13*7
	AIRSTAGE™ J-IIS series Heat Pump type	50% to 130%*3	up to 8
	AIRSTAGE™ VR-II series Heat Recovery Modular type	50% to 150%*3	up to 64
	AIRSTAGE™ V-III series Heat Pump Modular type	50% to 150%*4	up to 64

*3: Conditions of maximum connectable indoor unit capacity ratio is as the chart.

*4: Max. capacities in the combinations including the 18 HP outdoor unit fall below 150%.

*5: J-IIIL series 18 HP model only.

*6: J-IIIL series 12 HP model only.

*7: J-III series 6 HP model only.

Designed for low refrigerant charge

Optimal design of indoor unit and outdoor unit reduces the refrigerant volume and special support is not required even when installing in a small room of about 15 m².

Various optional parts

- Intake fresh air with our Fresh Air Intake kit
- Comfortable temperature control with a remote sensor
- Operation by linking up to ventilation equipment and air handling unit with the DX-Kit

Low ambient operation

Refrigeration cycle technology allows cooling operation even at -15°C.

Wide operating range

Installation in extreme temperature conditions is possible due to an increase in operational range.

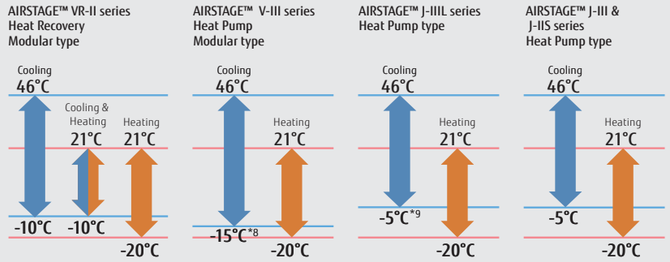

*8: Note: When a multiple outdoor unit connection is used, operating range is from -5°C to 46°C in cooling.

*9: Only when all indoor units are 5.6 kW or more in the system, the operation range is -15°C to 46°C.

High Reliability

Liquid flow back protection

By adopting a large sized accumulator, not completely vaporised refrigerant stays inside of the accumulator to ensure no liquid refrigerant is being fed into the compressor.

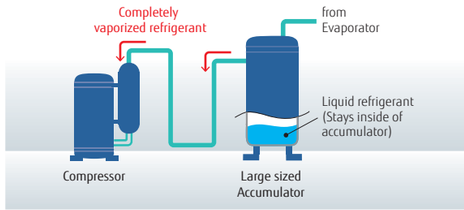

Backup operation

If one compressor fails, backup operation will be performed by the remaining compressors.*1

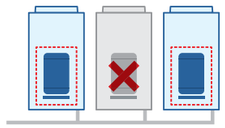

Advanced refrigerant control

Innovative compressor control logic has been introduced in order to balance the refrigerant mass flow rate of each outdoor unit by controlling the inverter speed.

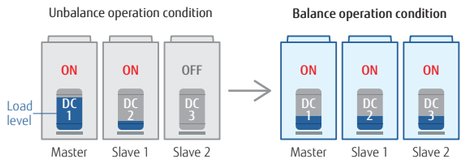

*1: Note: Backup operation may not be possible depending on the trouble state.

Easy Installation

Simple wiring work

Installation of the wiring systems is made easier as the communication wiring can be installed continuously between the indoor, outdoor and RB units.

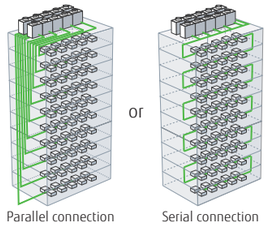

Up to maximum length
3,600 m

Note: Serial connection can't use the automatic address setting in a multiple refrigerant system.

Automatic address setting

The address of the indoor unit, RB unit and signal amplifier through the automatic function setting on the outdoor unit PCB.

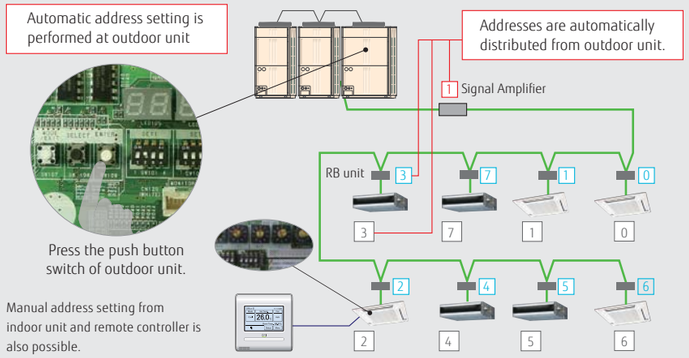

Easy Service & Maintenance

Design for easy maintenance

Easy to read 7-segment LED

Confirm detailed operational and error status without using any specific equipment.
- Operation mode status
- Discharge temperature/Pressure status
- Compressor operation indication
- Address/type/number of outdoor unit

Movable PCB panel

Easier for maintenance work behind the PCB

7-segment LED



- Error status can be checked easily by outdoor unit display

Error status can be checked easily via the indoor unit wired controller

An error code is displayed on a liquid crystal screen.

Wired Remote Controller	Simple Remote Controller	Wired Remote Controller (Touch panel)
System number 001: Controller 002: Indoor unit Error code Unit number	Remote controller address Error code	Error status / Error history

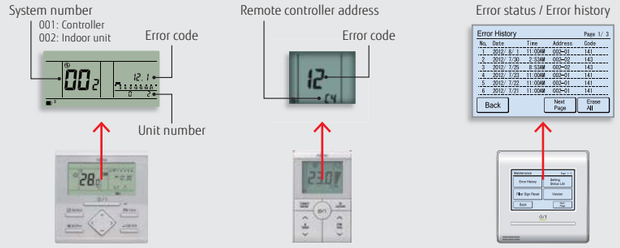

Error diagnosis by Service Tool

Connection to Service Tool

- Detail operation status and recent error history can be checked and analyzed by using the Service Tool.
- Last 5 min. operation memory can be also be recorded.

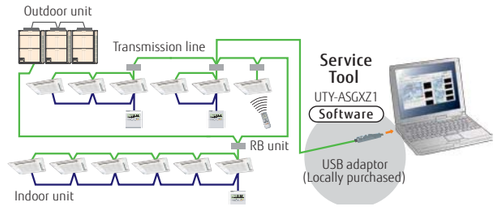

Remote monitoring

The Web Monitoring system allows you to view system operation anytime over the internet, ensuring issue free operation.
The operating VRF network system in the building can be monitored real time over the Internet.

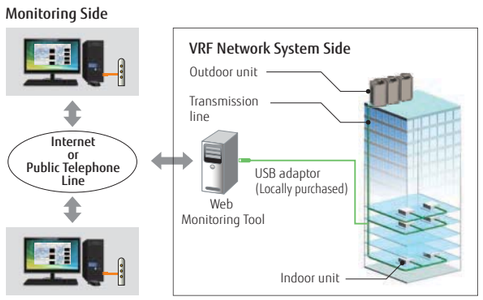

Slim & Compact Design

Various Installation

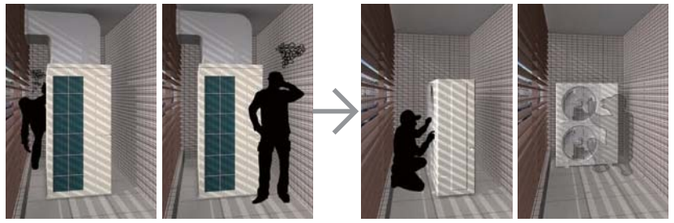

AIRSTAGE™ V-Series outdoor unit

AIRSTAGE™ J-Series outdoor unit

In house installation

Low noise in consideration for the nearby residents

This model is front blow type and about 1000 mm wide, so flexible installation is possible even at narrow in house space.



AIRSTAGE™ V-Series outdoor unit

AIRSTAGE™ J-Series outdoor unit

Narrow space behind building

Space saving

Due to compact and thin model, direct ground installation or wall mounted installation is possible even at narrow off-street.



AIRSTAGE™ V-Series outdoor unit

AIRSTAGE™ J-Series outdoor unit

Installation at back street of building

Flexible installation

This model is front blow type and slim & low body, so installation space is compact. Building windows are not blocked and space saving multiple units installation is possible.

NEW

Heat Pump

for Small Capacity Type

AIRSTAGE™ J-IIIL

Long piping length

Our advanced refrigerant control technology allows us to achieve a total refrigerant piping length of 400 m. This opens up new possibilities in system design.

Up to 42 units* can be connected

The combination of the smallest but adequate capacity indoor unit and a new outdoor unit with the optimum heat exchanger structure has realized the industry's top class connection of 42 units. *: 18 HP model



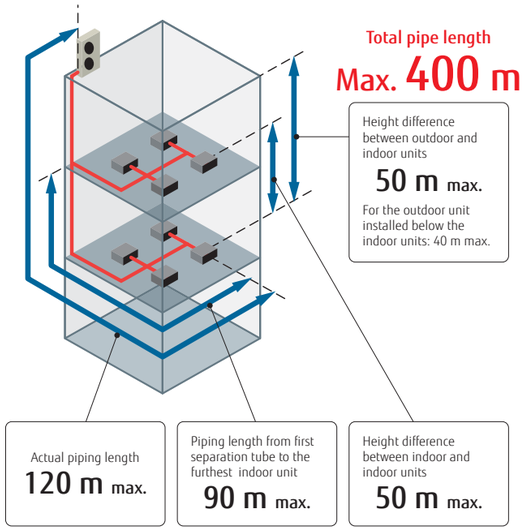

High Static Pressure

External static pressure is available up to 60Pa for 14/16/18HP. (20Pa for 8HP, 30Pa for 10/12HP)

Top Class Low Operating Sound

Top class low operating sound is realized. Highly suited to densely populated areas thanks to their low operating sound.

Sound Power Level



AIRSTAGE™ J-IIIL

8,10,12 HP: AJY072LELAH / AJY090LELAH / AJY108LELAH
14,16,18 HP: AJY126LELAH / AJY144LELAH / AJY162LELAH

NEW
18 HP model

Specifications

Rating Capacity range		HP	8	10	12	14	16	18
Model name			AJY072LELAH	AJY090LELAH	AJY108LELAH	AJY126LELAH	AJY144LELAH	AJY162LELAH
Maximum Connectable Indoor Unit			1-20	1-25	1-30	1-36	1-40	1-42
Power source			3 phase, ~400V, 50Hz					
Capacity	Cooling	kW	22.4	28.0	33.5	40.0	45.0	50.0
	Nominal Heating	kW	22.4	28.0	33.5	40.0	45.0	50.0
	Max Heating	kW	25.0	31.5	37.5	45.0	50.0	55.0
Input power	Cooling	kW	6.30	8.59	10.42	12.12	14.96	18.52
	Nominal Heating	kW	4.65	6.61	8.18	9.71	11.81	13.66
	Max Heating	kW	5.45	8.29	10.25	11.80	14.29	16.66
EER	Cooling	W/W	3.56	3.26	3.22	3.30	3.01	2.70
COP	Nominal Heating	W/W	4.82	4.24	4.10	4.12	3.81	3.66
	Max Heating	W/W	4.56	3.80	3.66	3.81	3.50	3.30
Airflow rate		m^3/h	8,400	9,000	11,000	13,000	14,000	14,800/15,300
Sound pressure level / Power level	Cooling	dB(A)	52/66	54/69	59/73	62/75	64/77	65/79
	Heating	dB(A)	54/—	57/—	61/—	63/—	65/—	68/—
Net Dimensions	Height	mm	1,428	1,428	1,428	1,638	1,638	1,638
	Width	mm	1,080	1,080	1,080	1,080	1,080	1,080
	Depth	mm	480	480	480	480	480	480
Weight		kg	170	177	178	213	213	217
Refrigerant	Type (Global Warming Potential)		R410A (2,088)	R410A (2,088)	R410A (2,088)	R410A (2,088)	R410A (2,088)	R410A (2,088)
	Charge	kg(CO2eq-T)	7.0 (14.6)	7.5 (15.7)	7.5 (15.7)	11.0 (22.9)	11.0 (22.9)	11.8 (24.6)
Connection pipe diameter	Liquid	mm	9.52	9.52	12.70	12.70	12.70	12.70
	Gas	mm	19.05	22.20	28.58	28.58	28.58	28.58
Total pipe length		m	400	400	400	400	400	400
Max. height difference		m	50/40 (Outdoor unit: Upper/Lower)					
Operation range	Cooling	°C	-15 to 46	-15 to 46	-15 to 46	-5 to 46*	-5 to 46*	-5 to 46*
	Heating	°C	-20 to 21	-20 to 21	-20 to 21	-20 to 21	-20 to 21	-20 to 21

Note: Specifications are based on the following conditions.
Cooling: Indoor temperature of 27°CDB / 19°CWB, and outdoor temperature of 35°CDB / 24°CWB.
Heating: Indoor temperature of 20°CDB / (15°CWB), and outdoor temperature of 7°CDB / 6°CWB.
Pipe length: 7.5 m; Height difference between outdoor unit and indoor unit: 0 m.
* The cooling operation range of -15 to 46°C is allowed only when all of the indoor units connected to the system are higher than capacity of 5.6kW.

Dimensions

(Unit : mm)

8, 10, 12 HP

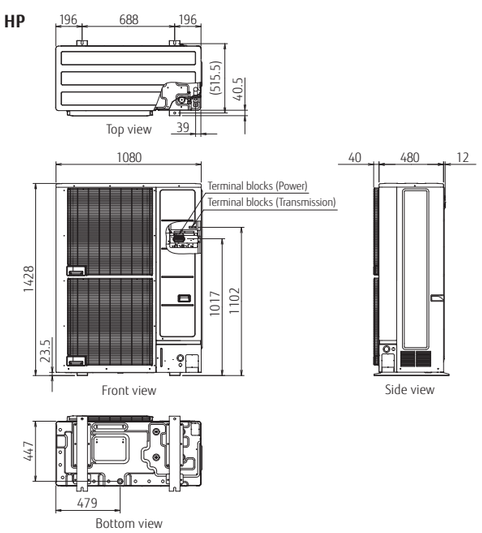

14, 16, 18 HP

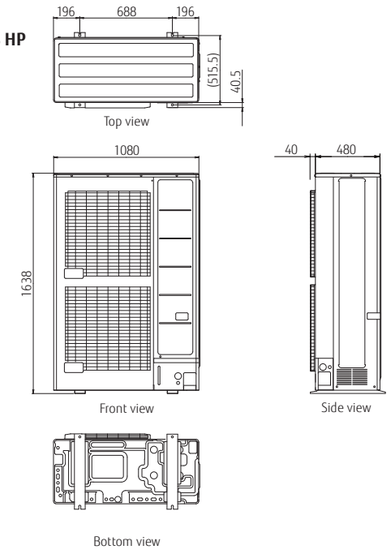

Heat Pump

for Small Capacity Type

AIRSTAGE J-III

Long piping length

Our advanced refrigerant control technology allows us to achieve a total refrigerant piping length of 180 m. This opens up new possibilities in system design.

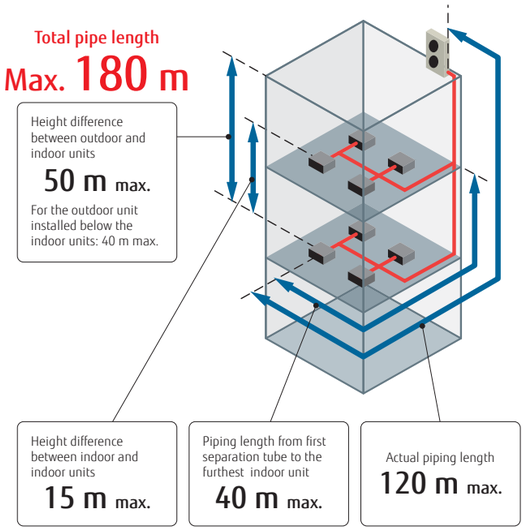

Non-stop oil recovery operation

A comfortable room condition is maintained during oil recovery mode because the product continues to operate without stopping the cooling or heating operation.

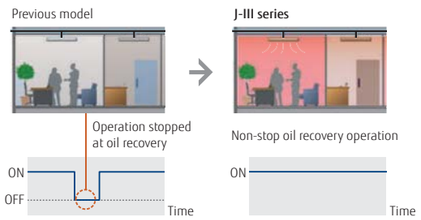

Easier Installation

Connection check function : Possible to confirm whether wiring connection and address setting are correct by a quick check run function.



- Display connected indoor unit numbers
- Duplicately set address number of indoor unit can be displayed

AIRSTAGE J-III

4,5,6HP : AJY040LBLAH / AJY045LBLAH / AJY054LBLAH
AJY040LELAH [3phase] / AJY045LELAH [3phase] / AJY054LELAH [3phase]

Specifications

Rating Capacity range		HP	4	5	6	4	5	6
Model name			AJY040LBLAH	AJY045LBLAH	AJY054LBLAH	AJY040LELAH	AJY045LELAH	AJY054LELAH
Maximum Connectable Indoor Unit			1-9	1-10	1-13	1-9	1-10	1-13
Power source			Single-phase, ~230V, 50Hz			3-phase, ~400V, 50Hz		
Capacity	Cooling	kW	12.1	14.0	15.5	12.1	14.0	15.5
	Nominal Heating	kW	12.1	14.0	15.5	12.1	14.0	15.5
	Max Heating	kW	13.6	16.0	18.0	13.6	16.0	18.0
Input power	Cooling	kW	2.90	3.57	4.18	2.79	3.46	3.99
	Nominal Heating	kW	2.30	2.83	3.28	2.23	2.71	3.14
	Max Heating	kW	2.80	3.55	4.26	2.71	3.40	4.08
EER	Cooling	W/W	4.17	3.92	3.71	4.33	4.05	3.88
COP	Nominal Heating	W/W	5.27	4.96	4.74	5.44	5.17	4.94
	Max Heating	W/W	4.86	4.51	4.23	5.01	4.70	4.41
Airflow rate		m^3/h	6,200	6,400	6,900	6,200	6,400	6,900
Sound pressure level / Power level	Cooling	dB(A)	50 / 66	51 / 67	53 / 69	50 / 66	51 / 67	53 / 69
	Heating	dB(A)	52 / 68	53 / 69	55 / 71	52 / 68	53 / 69	55 / 71
Heat exchanger fin			Blue fin	Blue fin	Blue fin	Blue fin	Blue fin	Blue fin
Net Dimensions	Height	mm	1,334	1,334	1,334	1,334	1,334	1,334
	Width	mm	970	970	970	970	970	970
	Depth	mm	370	370	370	370	370	370
Weight		kg	117	117	119	119	119	119
Refrigerant	Type (Global Warming Potential)		R410A (2,088)	R410A (2,088)	R410A (2,088)	R410A (2,088)	R410A (2,088)	R410A (2,088)
	Charge	kg(CO2eq-T)	4.8 (10.0)	5.3 (11.1)	5.3 (11.1)	4.8 (10.0)	5.3 (11.1)	5.3 (11.1)
Connection pipe diameter	Liquid	mm	9.52	9.52	9.52	9.52	9.52	9.52
	Gas	mm	15.88	15.88	19.05	15.88	15.88	19.05
Total pipe length		m	180	180	180	180	180	180
Max. height difference		m	50/40 (Outdoor unit: Upper/Lower)			50/40 (Outdoor unit: Upper/Lower)		
Operation range	Cooling	˚C	-5 to 46	-5 to 46	-5 to 46	-5 to 46	-5 to 46	-5 to 46
	Heating	˚C	-20 to 21	-20 to 21	-20 to 21	-20 to 21	-20 to 21	-20 to 21

Note: Specifications are based on the following conditions.
Cooling: Indoor temperature of 27˚CDB/19˚CWB, and outdoor temperature of 35˚CDB/24˚CWB.
Heating: Indoor temperature of 20˚CDB/(15˚CWB), and outdoor temperature of 7˚CDB/6˚CWB.
Pipe length: 7.5 m; Height difference between outdoor unit and indoor unit: 0 m.
The protective function may work when using it outside the operation range.

Dimensions

(Unit : mm)

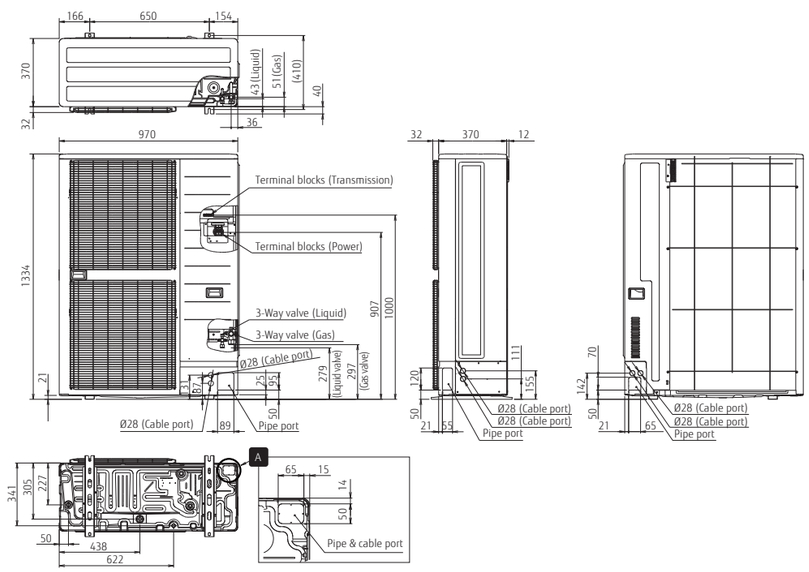

Heat Pump

for Small Capacity Type



AIRSTAGE J-IIS

Long piping length

Our advanced refrigerant control technology allows us to achieve a total refrigerant piping length of 80 m. This opens up possibilities in system design.

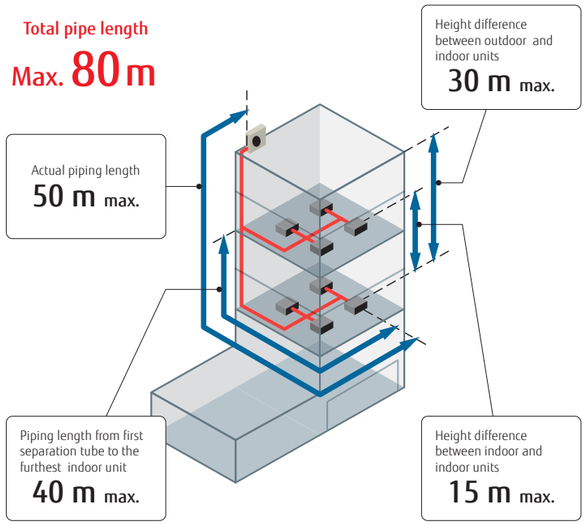

Non-stop oil recovery operation

A comfortable room condition is maintained during oil recovery mode because the product continues to operate without stopping the cooling or heating operation.

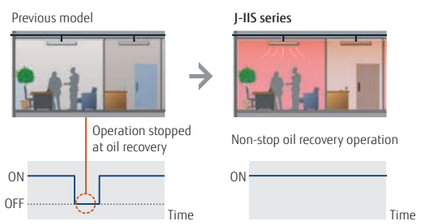

Easier Installation

Connection check function : Possible to confirm whether wiring connection and address setting are correct by a quick check run function.



- Display connected indoor unit numbers
- Duplicately set address number of indoor unit can be displayed

AIRSTAGE J-IIS

4,5,6HP : AJY040LCLAH / AJY045LCLAH / AJY054LCLAH

Specifications

Rating Capacity range		HP	4	5	6
Model name			AJY040LCLAH	AJY045LCLAH	AJY054LCLAH
Maximum Connectable Indoor Unit			7	8	8
Power source			Single-phase, ~230V, 50Hz		
Capacity	Cooling	kW	12.1	14.0	15.1
	Nominal Heating		12.1	14.0	15.1
	Max Heating		13.6	16.0	16.5
Input power	Cooling	kW	3.44	4.43	5.03
	Nominal Heating		2.51	3.11	3.52
	Max Heating		3.09	3.93	4.11
EER	Cooling	W/W	3.52	3.16	3.00
COP	Nominal Heating		4.83	4.51	4.30
	Max Heating		4.40	4.07	4.01
Airflow rate		m^3/h	4,040	4,200	4,200
Sound pressure level / Power level	Cooling	dB(A)	51 / 67	53 / 69	54 / 70
	Heating		54 / 68	55 / 69	56 / 70
Heat exchanger fin			Blue fin	Blue fin	Blue fin
Net Dimensions	Height	mm	998	998	998
	Width		970	970	970
	Depth		370	370	370
Weight		kg	86	86	87
Refrigerant	Type (Global Warming Potential)		R410A (2,088)	R410A (2,088)	R410A (2,088)
	Charge	kg(CO2eq-T)	4.0 (8.4)	4.0 (8.4)	4.0 (8.4)
Connection pipe diameter	Liquid	mm	9.52	9.52	9.52
	Gas		15.88	15.88	15.88
Total pipe length		m	80	80	80
Max. height difference			30	30	30
Operation range	Cooling	°C	-5 to 46	-5 to 46	-5 to 46
	Heating		-20 to 21	-20 to 21	-20 to 21

Note : Specifications are based on the following conditions.
Cooling : Indoor temperature of 27°CDB / 19°CWB, and outdoor temperature of 35°CDB / 24°CWB.
Heating : Indoor temperature of 20°CDB / (15°CWB), and outdoor temperature of 7°CDB / 6°CWB.
Pipe length : 7.5 m; Height difference between outdoor unit and indoor unit : 0 m.
The protective function may work when using it outside the operation range.

Dimensions

(Unit : mm)

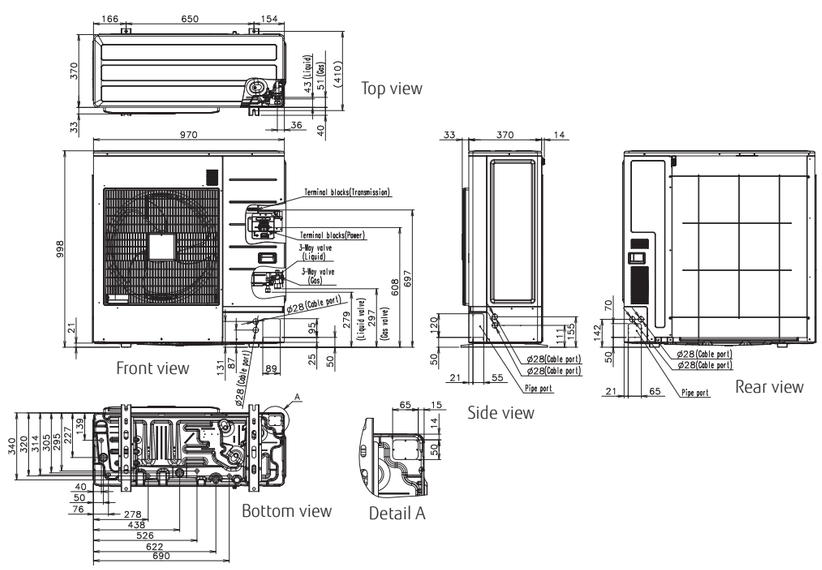

Heat Recovery

Modular Type

AIRSTAGE™ VR-II

High Operating Energy Efficiency

Our Heat recovery systems achieve high operating energy efficiency by drawing heat from the room to be cooled and transferring it as energy for rooms that are to be heated.

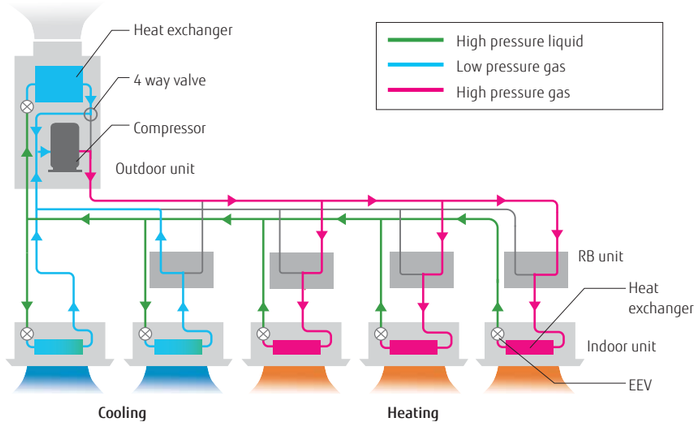

Space saving combination

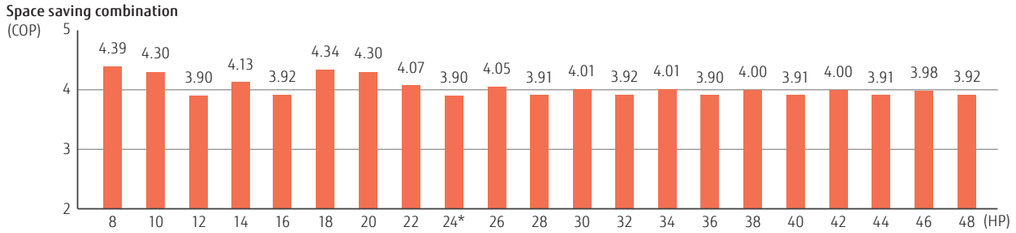

Energy efficiency combination

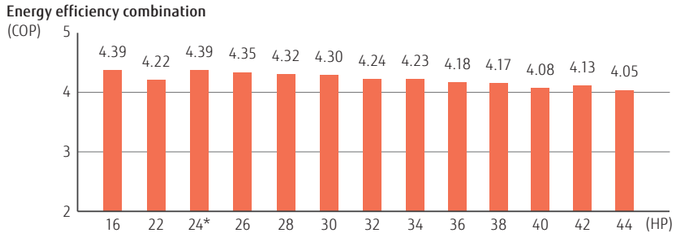

For 24HP Combination

COP 12.6% UP

8,10,12HP : AJYA72GALH / AJYA90GALH / AJY108GALH
14,16HP : AJY126GALH / AJY144GALH

8, 10, 12 HP

14, 16 HP

Dimensions

(Unit : mm)

8, 10, 12 HP

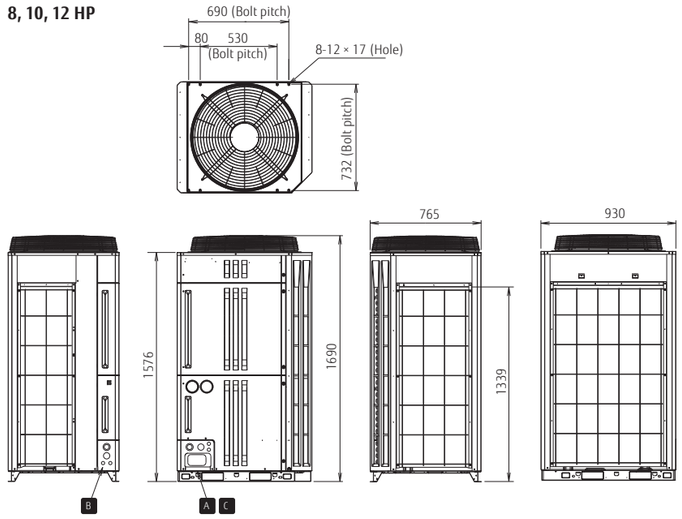

14, 16 HP

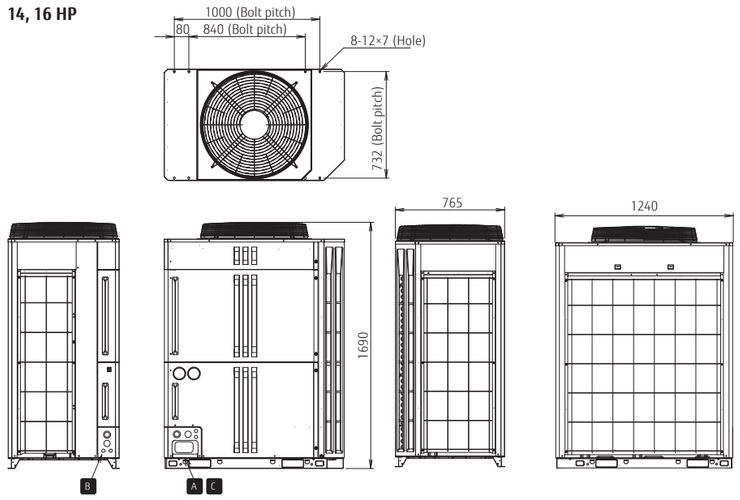

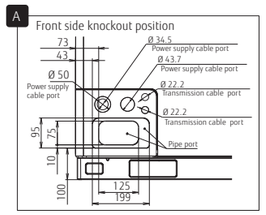

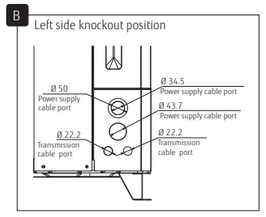

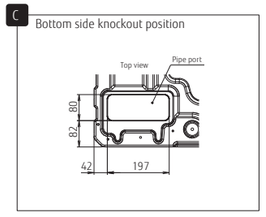

Outdoor units specifications

Space Saving Combination

Rating Capacity range	HP	8	10	12	14	16	18	20	22	24	26	28	30	32	34	36	38	40	42	44	46	48
																						
Set Model name		AJYA72GALH	AJYA90GALH	AJY108GALH	AJY126GALH	AJY144GALH	AJY162GALH	AJY180GALH	AJY198GALH	AJY216GALH	AJY234GALH	AJY252GALH	AJY270GALH	AJY288GALH	AJY306GALH	AJY324GALH	AJY342GALH	AJY360GALH	AJY378GALH	AJY396GALH	AJY414GALH	AJY432GALH
Unit 1 Unit 2 Unit 3		AJYA72GALH	AJYA90GALH	AJY108GALH	AJY126GALH	AJY144GALH	AJYA90GALH AJYA72GALH	AJYA90GALH AJYA90GALH	AJY108GALH AJYA90GALH	AJY108GALH AJY108GALH	AJY144GALH AJYA90GALH	AJY144GALH AJY108GALH	AJY144GALH AJY126GALH	AJY144GALH AJY144GALH	AJY108GALH AJY108GALH AJYA90GALH	AJY108GALH AJY108GALH AJY108GALH	AJY144GALH AJY108GALH AJYA90GALH	AJY144GALH AJY108GALH AJY108GALH	AJY144GALH AJY144GALH AJYA90GALH	AJY144GALH AJY144GALH AJY108GALH	AJY144GALH AJY144GALH AJY126GALH	AJY144GALH AJY144GALH AJY144GALH
Maximum Connectable Indoor Unit*1		15	16	17	21	24	27	30	32	35	39	42	45	48	50	53	57	60	63	64	64	64
Indoor unit connectable capacity	kW	11.2-33.6	14.0-42.0	16.8-50.2	20.0-60.0	22.5-67.5	25.2-75.6	28.0-84.0	30.8-92.2	33.5-100.5	36.5-109.5	39.3-117.7	42.5-127.5	45.0-135.0	47.5-142.5	50.3-150.7	53.3-159.7	56.0-168.0	59.0-177.0	61.8-185.2	65.0-195.0	67.5-202.5
Power source		3-phase 4 wire , 400 V, 50Hz									3-phase 4 wire , 400 V, 50Hz											
Capacity	Cooling	22.4	28.0	33.5	40.0	45.0	50.4	56.0	61.5	67.0	73.0	78.5	85.0	90.0	95.0	100.5	106.5	112.0	118.0	123.5	130.0	135.0
	Nominal Heating	22.4	28.0	33.5	40.0	45.0	-	-	-	-	-	-	-	-	-	-	-	-	-	-	-	-
	Max Heating	25.0	31.5	37.5	45.0	50.0	56.5	63.0	69.0	75.0	81.5	87.5	95.0	100.0	106.5	112.5	119.0	125.0	131.5	137.5	145.0	150.0
Input power	Cooling	5.45	7.11	9.75	11.34	13.61	12.56	14.22	16.86	19.50	20.72	23.36	24.95	27.22	26.61	29.25	30.47	33.11	34.33	36.97	38.56	40.83
	Nominal Heating	4.73	6.00	7.89	8.85	10.54	-	-	-	-	-	-	-	-	-	-	-	-	-	-	-	-
	Max Heating	5.70	7.33	9.62	10.90	12.77	13.03	14.66	16.95	19.24	20.10	22.39	23.67	25.54	26.57	28.86	29.72	32.01	32.87	35.16	36.44	38.31
EER	Cooling	4.11	3.94	3.44	3.53	3.31	4.01	3.94	3.65	3.44	3.52	3.36	3.41	3.31	3.57	3.44	3.50	3.38	3.44	3.34	3.37	3.31
COP	Nominal Heating	4.74	4.67	4.25	4.52	4.27	-	-	-	-	-	-	-	-	-	-	-	-	-	-	-	-
	Max Heating	4.39	4.30	3.90	4.13	3.92	4.34	4.30	4.07	3.90	4.05	3.91	4.01	3.92	4.01	3.90	4.00	3.91	4.00	3.91	3.98	3.92
Airflow rate		11,100	11,100	11,100	13,000	13,000	11,100×2	11,100×2	11,100×2	11,100×2	13,000+11,100	13,000+11,100	13,000×2	13,000×2	11,100×3	11,100×3	13,000+11,100×2	13,000+11,100×2	13,000×2+11,100	13,000×2+11,100	13,000×3	13,000×3
Sound pressure level*2/ Power level	Cooling	56 / 77	58 / 79	59 / 80	60 / 81	61 / 82	60 / 81	61 / 82	62 / 83	62 / 83	63 / 84	63 / 84	64 / 84.5	64 / 85	63 / 85	64 / 85	64 / 85	65 / 85.5	65 / 86	65 / 86	65 / 86	66 / 87
	Heating	58 / 80	59 / 81	61 / 83	61 / 83	61 / 83	62 / 84	62 / 84	63 / 85	64 / 86	63 / 85	64 / 86	64 / 86	64 / 86	65 / 87.2	66 / 87	65 / 87	66 / 87.7	65 / 87	66 / 88	66 / 88	66 / 88
Maximum external static pressure		80	80	80	80	80	80	80	80	80	80	80	80	80	80	80	80	80	80	80	80	80
Compressor motor output		7.5	7.5	7.5	11.0	11.0	7.5×2	7.5×2	7.5×2	7.5×2	11.0+7.5	11.0+7.5	11.0×2	11.0×2	7.5×3	7.5×3	11.0+7.5×2	11.0+7.5×2	11.0×2+7.5	11.0×2+7.5	11.0×3	11.0×3
Heat exchanger fin		Blue fin	Blue fin	Blue fin	Blue fin	Blue fin	Blue fin	Blue fin	Blue fin	Blue fin	Blue fin	Blue fin	Blue fin	Blue fin	Blue fin	Blue fin	Blue fin	Blue fin	Blue fin	Blue fin	Blue fin	Blue fin
Net Dimensions	Height	1,690	1,690	1,690	1,690	1,690	1,690	1,690	1,690	1,690	1,690	1,690	1,690	1,690	1,690	1,690	1,690	1,690	1,690	1,690	1,690	1,690
	Width	930	930	930	1,240	1,240	930×2	930×2	930×2	930×2	1,240+930	1,240+930	1,240×2	1,240×2	930×3	930×3	1,240+930×2	1,240+930×2	1,240×2+930	1,240×2+930	1,240×3	1,240×3
	Depth	765	765	765	765	765	765	765	765	765	765	765	765	765	765	765	765	765	765	765	765	765
Weight		262	262	262	286	286	262×2	262×2	262×2	262×2	286+262	286+262	286×2	286×2	262×3	262×3	286+262×2	286+262×2	286×2+262	286×2+262	286×3	286×3
Refrigerant	Type (Global Warming Potential)	R410A (2,088)	R410A (2,088)	R410A (2,088)	R410A (2,088)	R410A (2,088)	R410A (2,088)	R410A (2,088)	R410A (2,088)	R410A (2,088)	R410A (2,088)	R410A (2,088)	R410A (2,088)	R410A (2,088)	R410A (2,088)	R410A (2,088)	R410A (2,088)	R410A (2,088)	R410A (2,088)	R410A (2,088)	R410A (2,088)	R410A (2,088)
	Charge kg(CO2eq-T)	11.8 (24.6)	11.8 (24.6)	11.8 (24.6)	11.8 (24.6)	11.8 (24.6)	11.8×2 (24.6×2)	11.8×2 (24.6×2)	11.8×2 (24.6×2)	11.8×2 (24.6×2)	11.8×2 (24.6×2)	11.8×2 (24.6×2)	11.8×2 (24.6×2)	11.8×2 (24.6×2)	11.8×3 (24.6×3)	11.8×3 (24.6×3)	11.8×3 (24.6×3)	11.8×3 (24.6×3)	11.8×3 (24.6×3)	11.8×3 (24.6×3)	11.8×3 (24.6×3)	11.8×3 (24.6×3)
Connection pipe diameter	Liquid	12.70	12.70	12.70	12.70	12.70	15.88	15.88	15.88	15.88	15.88	15.88	19.05	19.05	19.05	19.05	19.05	19.05	19.05	19.05	19.05	19.05
	Discharge Gas	15.88	19.05	19.05	22.22	22.22	22.22	22.22	28.58	28.58	28.58	28.58	28.58	28.58	28.58	28.58	34.92	34.92	34.92	34.92	34.92	34.92
	Suction Gas	22.22	22.22	28.58	28.58	28.58	28.58	28.58	34.92	34.92	34.92	34.92	34.92	34.92	34.92	41.27	41.27	41.27	41.27	41.27	41.27	41.27
Operation range	Cooling	-10 to 46	-10 to 46	-10 to 46	-10 to 46	-10 to 46	-10 to 46	-10 to 46	-10 to 46	-10 to 46	-10 to 46	-10 to 46	-10 to 46	-10 to 46	-10 to 46	-10 to 46	-10 to 46	-10 to 46	-10 to 46	-10 to 46	-10 to 46	-10 to 46
	Heating	-20 to 21	-20 to 21	-20 to 21	-20 to 21	-20 to 21	-20 to 21	-20 to 21	-20 to 21	-20 to 21	-20 to 21	-20 to 21	-20 to 21	-20 to 21	-20 to 21	-20 to 21	-20 to 21	-20 to 21	-20 to 21	-20 to 21	-20 to 21	-20 to 21
	Cooling/Heating	-10 to 21	-10 to 21	-10 to 21	-10 to 21	-10 to 21	-10 to 21	-10 to 21	-10 to 21	-10 to 21	-10 to 21	-10 to 21	-10 to 21	-10 to 21	-10 to 21	-10 to 21	-10 to 21	-10 to 21	-10 to 21	-10 to 21	-10 to 21	-10 to 21

Energy Efficiency Combination

Rating Capacity range	HP	16	22	24	26	28	30	32	34	36	38	40	42	44
														
Set Model name		AJY144GALHH	AJY198GALHH	AJY216GALHH	AJY234GALHH	AJY252GALHH	AJY270GALHH	AJY288GALHH	AJY306GALHH	AJY324GALHH	AJY342GALHH	AJY360GALHH	AJY378GALHH	AJY396GALHH
Unit 1 Unit 2 Unit 3		AJYA72GALH AJYA72GALH	AJY126GALH AJYA72GALH	AJYA72GALH AJYA72GALH AJYA72GALH	AJYA90GALH AJYA72GALH AJYA72GALH	AJYA90GALH AJYA90GALH AJYA72GALH	AJYA90GALH AJYA90GALH AJYA90GALH	AJY126GALH AJYA90GALH AJYA72GALH	AJY126GALH AJYA90GALH AJYA90GALH	AJY126GALH AJY126GALH AJYA72GALH	AJY126GALH AJY126GALH AJYA90GALH	AJY144GALH AJY126GALH AJYA90GALH	AJY126GALH AJY126GALH AJY126GALH	AJY144GALH AJY126GALH AJY126GALH
Maximum Connectable Indoor Unit*1		24	33	36	39	42	45	48	51	54	57	60	64	64
Indoor unit connectable capacity	kW	22.4-67.2	31.2-93.6	33.6-100.8	36.4-109.2	39.2-117.6	42.0-126.0	45.2-135.6	48.0-144.0	51.2-153.6	54.0-162.0	56.5-169.5	60.0-180.0	62.5-187.5
Power source		3-phase 4 wire , 400 V, 50Hz						3-phase 4 wire , 400 V, 50Hz						
Capacity	Cooling	44.8	62.4	67.2	72.8	78.4	84.0	90.4	96.0	102.4	108.0	113.0	120.0	125.0
	Nominal Heating	-	-	-	-	-	-	-	-	-	-	-	-	-
	Max Heating	50.0	70.0	75.0	81.5	88.0	94.5	101.5	108.0	115.0	121.5	126.5	135.0	140.0
Input power	Cooling	10.90	16.79	16.35	18.01	19.67	21.33	23.90	25.56	28.13	29.79	32.06	34.02	36.29
	Nominal Heating	-	-	-	-	-	-	-	-	-	-	-	-	-
	Max Heating	11.40	16.60	17.10	18.73	20.36	21.99	23.93	25.56	27.50	29.13	31.00	32.70	34.57
EER	Cooling	4.11	3.72	4.11	4.04	3.99	3.94	3.78	3.76	3.64	3.63	3.52	3.53	3.44
COP	Nominal Heating	-	-	-	-	-	-	-	-	-	-	-	-	-
	Max Heating	4.39	4.22	4.39	4.35	4.32	4.30	4.24	4.23	4.18	4.17	4.08	4.13	4.05
Airflow rate		11,100×2	13,000+11,100	11,100×3	11,100×3	11,100×3	11,100×3	13,000+11,100×2	13,000+11,100×2	13,000×2+11,100	13,000×2+11,100	13,000×2+11,100	13,000×3	13,000×3
Sound pressure level*2/ Power level	Cooling	59 / 80	61 / 82	61 / 82	62 / 83	62 / 83	63 / 84	63 / 84	64 / 85	64 / 85	64 / 86	65 / 86	65 / 86	65 / 86
	Heating	61 / 83	63 / 85	63 / 85	63 / 85	63 / 85	64 / 86	64 / 86	65 / 87	65 / 87	65 / 87	65 / 87	66 / 88	66 / 88
Maximum external static pressure		80	80	80	80	80	80	80	80	80	80	80	80	80
Compressor motor output		7.5×2	11.0+7.5	7.5×3	7.5×3	7.5×3	7.5×3	11.0+7.5×2	11.0+7.5×2	11.0×2+7.5	11.0×2+7.5	11.0×2+7.5	11.0×3	11.0×3
Heat exchanger fin		Blue fin	Blue fin	Blue fin	Blue fin	Blue fin	Blue fin	Blue fin	Blue fin	Blue fin	Blue fin	Blue fin	Blue fin	Blue fin
Net Dimensions	Height	1,690	1,690	1,690	1,690	1,690	1,690	1,690	1,690	1,690	1,690	1,690	1,690	1,690
	Width	930×2	1,240+930	930×3	930×3	930×3	930×3	1,240+930×2	1,240+930×2	1,240×2+930	1,240×2+930	1,240×2+930	1,240×3	1,240×3
	Depth	765	765	765	765	765	765	765	765	765	765	765	765	765
Weight		262×2	286+262	262×3	262×3	262×3	262×3	286+262×2	286+262×2	286×2+262	286×2+262	286×2+262	286×3	286×3
Refrigerant	Type (Global Warming Potential)	R410A (2,088)	R410A (2,088)	R410A (2,088)	R410A (2,088)	R410A (2,088)	R410A (2,088)	R410A (2,088)	R410A (2,088)	R410A (2,088)	R410A (2,088)	R410A (2,088)	R410A (2,088)	R410A (2,088)
	Charge kg(CO2eq-T)	11.8×2 (24.6×2)	11.8×2 (24.6×2)	11.8×3 (24.6×3)	11.8×3 (24.6×3)	11.8×3 (24.6×3)	11.8×3 (24.6×3)	11.8×3 (24.6×3)	11.8×3 (24.6×3)	11.8×3 (24.6×3)	11.8×3 (24.6×3)	11.8×3 (24.6×3)	11.8×3 (24.6×3)	11.8×3 (24.6×3)
Connection pipe diameter	Liquid	12.70	15.88	15.88	15.88	15.88	19.05	19.05	19.05	19.05	19.05	19.05	19.05	19.05
	Discharge Gas	22.22	28.58	28.58	28.58	28.58	28.58	28.58	28.58	28.58	34.92	34.92	34.92	34.92
	Suction Gas	28.58	34.92	34.92	34.92	34.92	34.92	34.92	34.92	41.27	41.27	41.27	41.27	41.27
Operation range	Cooling	-10 to 46	-10 to 46	-10 to 46	-10 to 46	-10 to 46	-10 to 46	-10 to 46	-10 to 46	-10 to 46	-10 to 46	-10 to 46	-10 to 46	-10 to 46
	Heating	-20 to 21	-20 to 21	-20 to 21	-20 to 21	-20 to 21	-20 to 21	-20 to 21	-20 to 21	-20 to 21	-20 to 21	-20 to 21	-20 to 21	-20 to 21
	Cooling/Heating	-10 to 21	-10 to 21	-10 to 21	-10 to 21	-10 to 21	-10 to 21	-10 to 21	-10 to 21	-10 to 21	-10 to 21	-10 to 21	-10 to 21	-10 to 21

Note: Specifications are based on the following conditions.
Cooling: Indoor temperature of 27°CDB / 19°CWB, and outdoor temperature of 35°CDB / 24°CWB.
Heating: Indoor temperature of 20°CDB / (15°CWB), and outdoor temperature of 7°CDB / 6°CWB.
Pipe length: 7.5 m; Height difference between outdoor unit and indoor unit : 0 m.
When cooling operation will be conducted at outdoor air temperature below -5°C,
the outdoor unit must be installed in a position that is higher than or equal to those of indoor units.

*1: Minimum connectable indoor unit number is 2.
*2: The noise value is the value when measured in an anechoic room. When measured in the actual installed state,
surrounding noise and reflections are received and the measured value is usually larger than the indicated value.

Heat Pump

Modular Type

AIRSTAGE V-III

Efficiency in actual operation

Top class high COP is achieved for all combinations by our unique heat exchanger structure, high efficient DC twin compressor, and our own technologies.

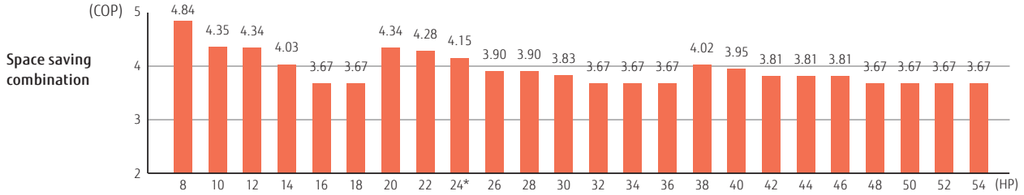

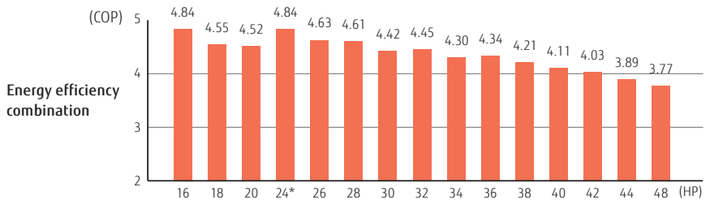

For 24 HP Combination

COP 17% UP

System configuration example

- This system is used for medium-sized and large buildings. Connecting each outdoor unit makes it possible to create a high capacity system.
- Connection of multiple indoor units using separation tubes and headers.

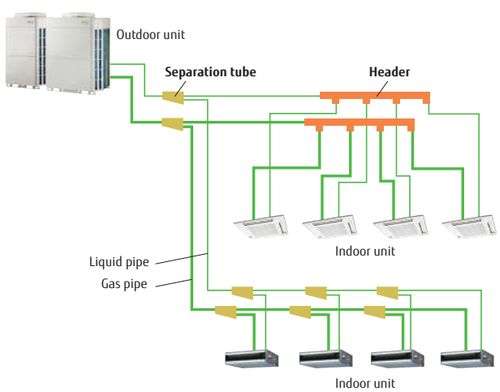

AIRSTAGE V-III

8,10HP: AJY072LALBH / AJY090LALBH
12,14,16,18HP: AJY108LALBH / AJY126LALBH / AJY144LALBH / AJY162LALBH

8, 10 HP

12, 14, 16, 18 HP

Dimensions

(Unit : mm)

8, 10 HP

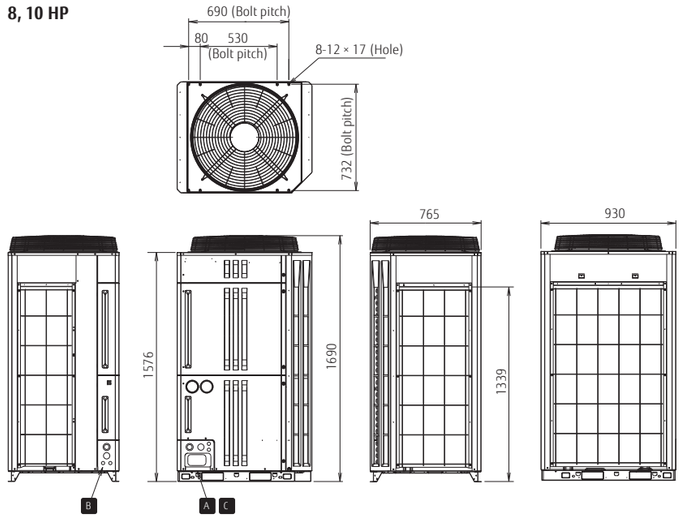

12, 14, 16, 18 HP

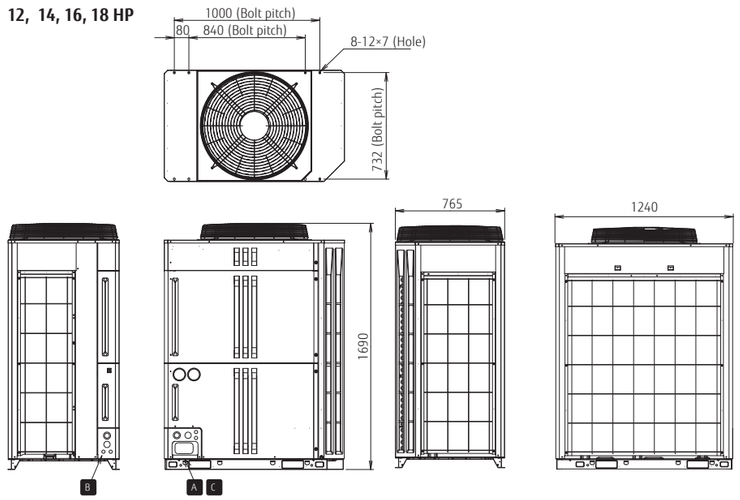

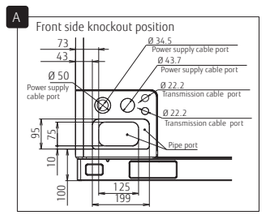

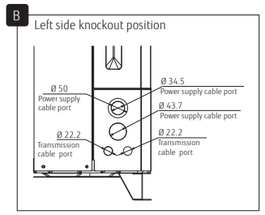

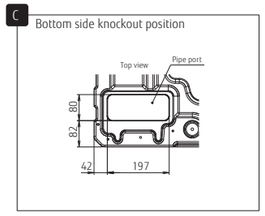

Outdoor units specifications

Space Saving Combination

Rating Capacity range		HP	8	10	12	14	16	18	20	22	24	26	28
Set Model name			AJY072LALBH	AJY090LALBH	AJY108LALBH	AJY126LALBH	AJY144LALBH	AJY162LALBH	AJY180LALBH	AJY198LALBH	AJY216LALBH	AJY234LALBH	AJY252LALBH
Unit 1 Unit 2 Unit 3			AJY072LALBH	AJY090LALBH	AJY108LALBH	AJY126LALBH	AJY144LALBH	AJY162LALBH	AJY090LALBH AJY090LALBH	AJY126LALBH AJY072LALBH	AJY126LALBH AJY090LALBH	AJY144LALBH AJY090LALBH	AJY162LALBH AJY090LALBH
Maximum Connectable Indoor Unit*1			17	21	26	30	34	39	43	47	52	56	60
Indoor unit connectable capacity		kW	11.2-33.6	14.0-42.0	16.8-50.2	20.0-60.0	22.5-67.5	25.0-67.5	28.0-84.0	31.2-93.6	34.0-102.0	36.5-109.5	39.0-109.5
Power source			3-phase 4 wire, 400 V, 50Hz										
Capacity	Cooling	kW	22.4	28.0	33.5	40.0	45.0	50.0	56.0	62.4	68.0	73.0	78.0
	Nominal Heating		22.4	28.0	33.5	40.0	45.0	50.0	-	-	-	-	-
	Max Heating		25.0	31.5	37.5	45.0	50.0	50.0	63.0	70.0	76.5	81.5	81.5
Input power	Cooling	kW	5.20	7.28	8.96	10.96	13.01	16.56	14.56	16.16	18.24	20.29	23.84
	Nominal Heating		4.31	5.98	7.10	8.97	11.09	13.63	-	-	-	-	-
	Max Heating		5.17	7.25	8.65	11.17	13.63	13.63	14.50	16.34	18.42	20.88	20.88
EER	Cooling	W/W	4.31	3.85	3.74	3.65	3.46	3.02	3.85	3.86	3.73	3.60	3.27
COP	Nominal Heating		5.20	4.69	4.72	4.46	4.06	3.67	-	-	-	-	-
	Max Heating		4.84	4.35	4.34	4.03	3.67	3.67	4.34	4.28	4.15	3.90	3.90
Airflow rate	High	m^3/h	11,100	11,100	13,000	13,000	13,700	13,700	11,100×2	13,000+11,100	13,000+11,100	13,700+11,100	13,700+11,100
Sound pressure level*2/ Power level	Cooling	dB(A)	56 / 77	58 / 79	57 / 78	60 / 81	62 / 83	63 / 84	61 / 82	61 / 82	62 / 83	63 / 84	64 / 85
	Heating		58 / 80	59 / 81	60 / 83	62 / 84	64 / 86	64 / 86	62 / 84	63 / 85	64 / 86	65 / 87	65 / 87
Maximum external static pressure		Pa	82	82	82	82	82	82	82	82	82	82	82
Compressor motor output		kW	7.5	7.5	11.0	11.0	11.0	11.0	7.5×2	11.0+7.5	11.0+7.5	11.0+7.5	11.0+7.5
Heat exchanger fin			Blue fin	Blue fin	Blue fin	Blue fin	Blue fin	Blue fin	Blue fin	Blue fin	Blue fin	Blue fin	Blue fin
Net Dimensions	Height	mm	1,690	1,690	1,690	1,690	1,690	1,690	1,690	1,690	1,690	1,690	1,690
	Width		930	930	1,240	1,240	1,240	1,240	930×2	1,240+930	1,240+930	1,240+930	1,240+930
	Depth		765	765	765	765	765	765	765	765	765	765	765
Weight		kg	252	252	275	275	275	275	252×2	275+252	275+252	275+252	275+252
Refrigerant	Type (Global Warming Potential)		R410A (2,088)	R410A (2,088)	R410A (2,088)	R410A (2,088)	R410A (2,088)	R410A (2,088)	R410A (2,088)	R410A (2,088)	R410A (2,088)	R410A (2,088)	R410A (2,088)
	Charge	kg(CO2eq-T)	11.7 (24.4)	11.7 (24.4)	11.8 (24.6)	11.8 (24.6)	11.8 (24.6)	11.8 (24.6)	11.7×2 (24.4×2)	11.8+11.7 (24.6+24.4)	11.8+11.7 (24.6+24.4)	11.8+11.7 (24.6+24.4)	11.8+11.7 (24.6+24.4)
Connection pipe diameter	Liquid	mm	12.70	12.70	12.70	12.70	12.70	15.88	15.88	15.88	15.88	15.88	15.88
	Gas		22.22	22.22	28.58	28.58	28.58	28.58	28.58	34.92	34.92	34.92	34.92
Operation range	Cooling	°CDB	-15 to 46	-15 to 46	-15 to 46	-15 to 46	-15 to 46	-15 to 46	-5 to 46	-5 to 46	-5 to 46	-5 to 46	-5 to 46
	Heating		-20 to 21	-20 to 21	-20 to 21	-20 to 21	-20 to 21	-20 to 21	-20 to 21	-20 to 21	-20 to 21	-20 to 21	-20 to 21

Rating Capacity range		HP	30	32	34	36	38	40	42	44	46	48	50	52	54
Set Model name			AJY270LALBH	AJY288LALBH	AJY306LALBH	AJY324LALBH	AJY342LALBH	AJY360LALBH	AJY378LALBH	AJY396LALBH	AJY414LALBH	AJY432LALBH	AJY450LALBH	AJY468LALBH	AJY486LALBH
Unit 1 Unit 2 Unit 3			AJY144LALBH AJY126LALBH	AJY144LALBH AJY144LALBH	AJY162LALBH AJY144LALBH	AJY162LALBH AJY162LALBH	AJY162LALBH AJY090LALBH AJY090LALBH	AJY144LALBH AJY126LALBH AJY090LALBH	AJY144LALBH AJY144LALBH AJY090LALBH	AJY162LALBH AJY144LALBH AJY090LALBH	AJY162LALBH AJY162LALBH AJY090LALBH	AJY144LALBH AJY144LALBH AJY144LALBH	AJY162LALBH AJY144LALBH AJY144LALBH	AJY162LALBH AJY162LALBH AJY144LALBH	AJY162LALBH AJY162LALBH AJY162LALBH
Maximum Connectable Indoor Unit*1			64	64	64	64	64	64	64	64	64	64	64	64	64
Indoor unit connectable capacity		kW	42.5-127.5	45.0-135.0	47.5-135.0	50.0-135.0	53.0-151.5	56.5-169.5	59.0-177.0	61.5-177.0	64.0-177.0	67.5-202.5	70.0-202.5	72.5-202.5	75.0-202.5
Power source							3-phase 4 wire, 400 V, 50Hz								
Capacity	Cooling	kW	85.0	90.0	95.0	100.0	106.0	113.0	118.0	123.0	128.0	135.0	140.0	145.0	150.0
	Nominal Heating		-	-	-	-	-	-	-	-	-	-	-	-	-
	Max Heating		95.0	100.0	100.0	100.0	113.0	126.5	131.5	131.5	131.5	150.0	150.0	150.0	150.0
Input power	Cooling	kW	23.97	26.02	29.57	33.12	31.12	31.25	33.30	36.85	40.40	39.03	42.58	46.13	49.68
	Nominal Heating		-	-	-	-	-	-	-	-	-	-	-	-	-
	Max Heating		24.80	27.26	27.26	27.26	28.13	32.05	34.51	34.51	34.51	40.89	40.89	40.89	40.89
EER	Cooling	W/W	3.55	3.46	3.21	3.02	3.41	3.62	3.54	3.34	3.17	3.46	3.29	3.14	3.02
COP	Nominal Heating		-	-	-	-	-	-	-	-	-	-	-	-	-
	Max Heating		3.83	3.67	3.67	3.67	4.02	3.95	3.81	3.81	3.81	3.67	3.67	3.67	3.67
Airflow rate	High	m^3/h	13,700+13,000	13,700×2	13,700×2	13,700×2	13,700+11,100×2	13,700+13,000+11,100	13,700×2+11,100	13,700×2+11,100	13,700×2+11,100	13,700×3	13,700×3	13,700×3	13,700×3
Sound pressure level*2/ Power level	Cooling	dB(A)	64 / 85	65 / 88	66 / 87	66 / 87	65 / 86	65 / 86	66 / 87	66 / 87	67 / 87	67 / 88	67 / 88	67 / 88	68 / 89
	Heating		66 / 88	67 / 89	67 / 89	67 / 89	66 / 88	67 / 89	68 / 90	68 / 90	68 / 90	69 / 91	69 / 91	69 / 91	69 / 91
Maximum external static pressure		Pa	82	82	82	82	82	82	82	82	82	82	82	82	82
Compressor motor output		kW	11.0×2	11.0×2	11.0×2	11.0×2	11.0+7.5×2	11.0×2+7.5	11.0×2+7.5	11.0×2+7.5	11.0×2+7.5	11.0×3	11.0×3	11.0×3	11.0×3
Heat exchanger fin			Blue fin	Blue fin	Blue fin	Blue fin	Blue fin	Blue fin	Blue fin	Blue fin	Blue fin	Blue fin	Blue fin	Blue fin	Blue fin
Net Dimensions	Height	mm	1,690	1,690	1,690	1,690	1,690	1,690	1,690	1,690	1,690	1,690	1,690	1,690	1,690
	Width		1,240×2	1,240×2	1,240×2	1,240×2	1,240+930×2	1,240×2+930	1,240×2+930	1,240×2+930	1,240×2+930	1,240×3	1,240×3	1,240×3	1,240×3
	Depth		765	765	765	765	765	765	765	765	765	765	765	765	765
Weight		kg	275×2	275×2	275×2	275×2	275+252×2	275×2+252	275×2+252	275×2+252	275×2+252	275×3	275×3	275×3	275×3
Refrigerant	Type (Global Warming Potential)		R410A (2,088)	R410A (2,088)	R410A (2,088)	R410A (2,088)	R410A (2,088)	R410A (2,088)	R410A (2,088)	R410A (2,088)	R410A (2,088)	R410A (2,088)	R410A (2,088)	R410A (2,088)	R410A (2,088)
	Charge	kg(CO2eq-T)	11.8×2 (24.6×2)	11.8×2 (24.6×2)	11.8×2 (24.6×2)	11.8×2 (24.6×2)	11.8+11.7×2 (24.6+24.4×2)	11.8×2+11.7 (24.6×2+24.4)	11.8×2+11.7 (24.6×2+24.4)	11.8×2+11.7 (24.6×2+24.4)	11.8×2+11.7 (24.6×2+24.4)	11.8×3 (24.6×3)	11.8×3 (24.6×3)	11.8×3 (24.6×3)	11.8×3 (24.6×3)
Connection pipe diameter	Liquid	mm	19.05	19.05	19.05	19.05	19.05	19.05	19.05	19.05	19.05	19.05	19.05	19.05	19.05
	Gas		34.92	34.92	34.92	41.27	41.27	41.27	41.27	41.27	41.27	41.27	41.27	41.27	41.27
Operation range	Cooling	°CDB	-5 to 46	-5 to 46	-5 to 46	-5 to 46	-5 to 46	-5 to 46	-5 to 46	-5 to 46	-5 to 46	-5 to 46	-5 to 46	-5 to 46	-5 to 46
	Heating		-20 to 21	-20 to 21	-20 to 21	-20 to 21	-20 to 21	-20 to 21	-20 to 21	-20 to 21	-20 to 21	-20 to 21	-20 to 21	-20 to 21	-20 to 21

Energy Efficiency Combination

Rating Capacity range		HP	16	18	20	24	26	28	30	32	34	36	38	40	42	44	46
Set Model name			AJY144LALBHH	AJY162LALBHH	AJY180LALBHH	AJY216LALBHH	AJY234LALBHH	AJY252LALBHH	AJY270LALBHH	AJY288LALBHH	AJY306LALBHH	AJY324LALBHH	AJY342LALBHH	AJY360LALBHH	AJY378LALBHH	AJY396LALBHH	AJY414LALBHH
Unit 1 Unit 2 Unit 3			AJY072LALBH AJY072LALBH	AJY090LALBH AJY072LALBH	AJY108LALBH AJY072LALBH	AJY072LALBH AJY072LALBH AJY072LALBH	AJY090LALBH AJY072LALBH AJY072LALBH	AJY108LALBH AJY072LALBH AJY072LALBH	AJY126LALBH AJY072LALBH AJY072LALBH	AJY108LALBH AJY108LALBH AJY072LALBH	AJY126LALBH AJY108LALBH AJY072LALBH	AJY108LALBH AJY108LALBH AJY108LALBH	AJY126LALBH AJY108LALBH AJY108LALBH	AJY126LALBH AJY126LALBH AJY108LALBH	AJY126LALBH AJY126LALBH AJY126LALBH	AJY144LALBH AJY126LALBH AJY126LALBH	AJY144LALBH AJY144LALBH AJY126LALBH
Maximum Connectable Indoor Unit*1			34	39	43	52	56	60	64	64	64			64	64	64	64
Indoor unit connectable capacity		kW	22.4-67.2	25.2-75.6	28.0-83.8	33.6-100.8	36.4-109.2	39.2-117.4	42.4-127.2	44.7-134.1	48.0-143.8	50.3-150.7	53.5-160.5	56.8-170.2	60.0-180.0	62.5-187.5	65.0-195.0
Power source			3-phase 4 wire, 400 V, 50Hz							3-phase 4 wire, 400 V, 50Hz							
Capacity	Cooling	kW	44.8	50.4	55.9	67.2	72.8	78.3	84.8	89.4	95.9	100.5	107.0	113.5	120.0	125.0	130.0
	Nominal Heating		-	-	-	-	-	-	-	-	-	-	-	-	-	-	-
	Max Heating		50.0	56.5	62.5	75.0	81.5	87.5	95.0	100.0	107.5	112.5	120.0	127.5	135.0	140.0	145.0
Input power	Cooling	kW	10.40	12.48	14.16	15.60	17.68	19.36	21.36	23.12	25.12	26.88	28.88	30.88	32.88	34.93	36.98
	Nominal Heating		-	-	-	-	-	-	-	-	-	-	-	-	-	-	-
	Max Heating		10.34	12.42	13.82	15.51	17.59	18.99	21.51	22.47	24.99	25.95	28.47	30.99	33.51	35.97	38.43
EER	Cooling	W/W	4.31	4.04	3.95	4.31	4.12	4.04	3.97	3.87	3.82	3.74	3.70	3.68	3.65	3.58	3.52
COP	Nominal Heating		-	-	-	-	-	-	-	-	-	-	-	-	-	-	-
	Max Heating		4.84	4.55	4.52	4.84	4.63	4.61	4.42	4.45	4.30	4.34	4.21	4.11	4.03	3.89	3.77
Airflow rate	High	m^3/h	11,100×2	11,100×2	13,000+11,100	11,100×3	11,000×3	13,000+11,100×2	13,000+11,100×2	13,000×2+11,100	13,000×2+11,100	13,000×3	13,000×3	13,000×3	13,000×3	13,700+13,000×2	13,700×2+13,000
Sound pressure level*2/ Power level	Cooling	dB(A)	59 / 80	60 / 81	60 / 81	61 / 82	62 / 83	61 / 82	63 / 84	61 / 82	63 / 84	63 / 83	64 / 84	64 / 85	65 / 88	66 / 87	66 / 87
	Heating		61 / 83	62 / 84	62 / 85	63 / 85	63 / 85	64 / 86	65 / 87	64 / 87	65 / 88	65 / 88	65 / 88	66 / 88	67 / 89	68 / 90	68 / 90
Maximum external static pressure		Pa	82	82	82	82	82	82	82	82	82	82	82	82	82	82	82
Compressor motor output		kW	7.5×2	7.5×2	11.0+7.5	7.5×3	7.5×3	11.0+7.5×2	11.0+7.5×2	11.0×2+7.5	11.0×2+7.5	11.0×3	11.0×3	11.0×3	11.0×3	11.0×3	11.0×3
Heat exchanger fin			Blue fin	Blue fin	Blue fin	Blue fin	Blue fin	Blue fin	Blue fin	Blue fin	Blue fin	Blue fin	Blue fin	Blue fin	Blue fin	Blue fin	Blue fin
Net Dimensions	Height	mm	1,690	1,690	1,690	1,690	1,690	1,690	1,690	1,690	1,690	1,690	1,690	1,690	1,690	1,690	1,690
	Width		930×2	930×2	1,240+930	930×3	930×3	1,240+930×2	1,240+930×2	1,240×2+930	1,240×2+930	1,240×3	1,240×3	1,240×3	1,240×3	1,240×3	1,240×3
	Depth		765	765	765	765	765	765	765	765	765	765	765	765	765	765	765
Weight		kg	252×2	252×2	275+252	252×3	252×3	275+252×2	275+252×2	275×2+252	275×2+252	275×3	275×3	275×3	275×3	275×3	275×3
Refrigerant	Type (Global Warming Potential)		R410A (2,088)	R410A (2,088)	R410A (2,088)	R410A (2,088)	R410A (2,088)	R410A (2,088)	R410A (2,088)	R410A (2,088)	R410A (2,088)	R410A (2,088)	R410A (2,088)	R410A (2,088)	R410A (2,088)	R410A (2,088)	R410A (2,088)
	Charge	kg(CO2eq-T)	11.7×2 (24.4×2)	11.7×2 (24.4×2)	11.8+11.7 (24.6+24.4)	11.7×3 (24.4×3)	11.7×3 (24.4×3)	11.8+11.7×2 (24.6+24.4×2)	11.8+11.7×2 (24.6+24.4×2)	11.8×2+11.7 (24.6×2+24.4)	11.8×2+11.7 (24.6×2+24.4)	11.8×3 (24.6×3)	11.8×3 (24.6×3)	11.8×3 (24.6×3)	11.8×3 (24.6×3)	11.8×3 (24.6×3)	11.8×3 (24.6×3)
Connection pipe diameter	Liquid	mm	12.70	15.88	15.88	15.88	15.88	15.88	19.05	19.05	19.05	19.05	19.05	19.05	19.05	19.05	19.05
	Gas		28.58	28.58	28.58	34.92	34.92	34.92	34.92	34.92	34.92	41.27	41.27	41.27	41.27	41.27	41.27
Operation range	Cooling	°CDB	-5 to 46	-5 to 46	-5 to 46	-5 to 46	-5 to 46	-5 to 46	-5 to 46	-5 to 46	-5 to 46	-5 to 46	-5 to 46	-5 to 46	-5 to 46	-5 to 46	-5 to 46
	Heating		-20 to 21	-20 to 21	-20 to 21	-20 to 21	-20 to 21	-20 to 21	-20 to 21	-20 to 21	-20 to 21	-20 to 21	-20 to 21	-20 to 21	-20 to 21	-20 to 21	-20 to 21

Note : Specifications are based on the following conditions.
Cooling : Indoor temperature of 27°CDB / 19°CWB, and outdoor temperature of 35°CDB / 24°CWB.
Heating : Indoor temperature of 20°CDB / (15°CWB), and outdoor temperature of 7°CDB / 6°CWB.

Pipe length : 7.5 m; Height difference between outdoor unit and indoor unit : 0 m.
When cooling operation will be conducted at outdoor air temperature below -5°C,
the outdoor unit must be installed in a position that is higher than or equal to those of indoor units.

*1 Minimum connectable indoor unit number is 2.
However ARXC72 and ARXC90 can be used signal connection.
*2 The noise value is the value when measured in an anechoic room.

When measured in the actual installed state, surrounding noise and reflections are received and the measured value is usually larger than the indicated value.

Heat Pump

Modular Type

AIRSTAGE V-III TROPICAL SPEC

Efficiency in actual operation

Top class high COP is achieved for all combinations by our unique heat exchanger structure, high efficient DC twin compressor, and our own technologies.

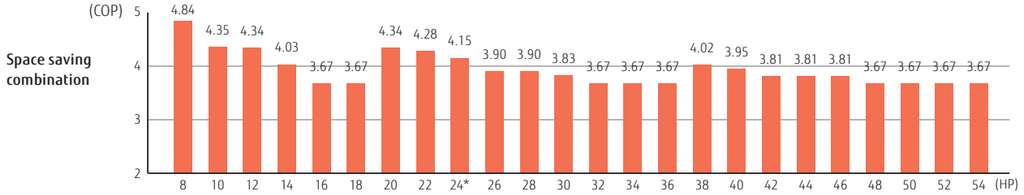

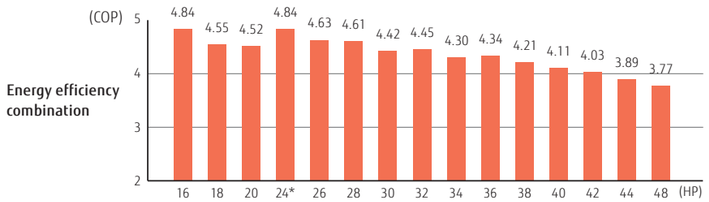

For 24 HP Combination

COP 17% UP

Heavy anti-corrosion treatment design

Anti-corrosion coated casing parts
Satisfied the JRA* heavy anti-corrosion regulation(4002)
*JRA: Japan Refrigeration Association

PCB and Electronic components
High ambient temperature compatible electric components. Added silicon coating on all PCB circuits for anti-corrosion.

Blue fin heat exchanger
Hydrophilic coating
Cobalt Blue protection
Aluminium base material
Cobalt Blue protection
Hydrophilic coating

High ambient & corrosion compatible
PCB components
Refrigerant cycle component

All screws and hinges
Added zinc chrome acid film treatment.

High ambient operation design

Possible to operate cooling up to 52°C outdoor temperature by adopting DC fan motor, large propeller fan and large heat exchanger.

Cooling operation
up to 52℃
ambient

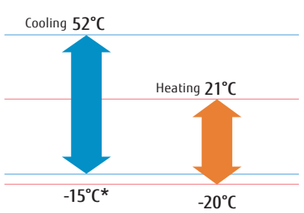

*: When a multiple outdoor unit connection is used, operating range is from -5°C to 52°C in cooling.

AIRSTAGE V-III TROPICAL SPEC

8,10HP : AJY072LNLBH / AJY090LNLBH
12,14,16,18HP : AJY108LNLBH / AJY126LNLBH / AJY144LNLBH / AJY162LNLBH

8, 10 HP

12, 14, 16, 18 HP

Dimensions

(Unit : mm)

8, 10 HP

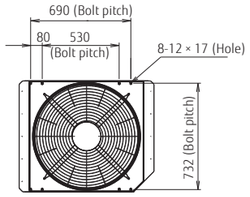

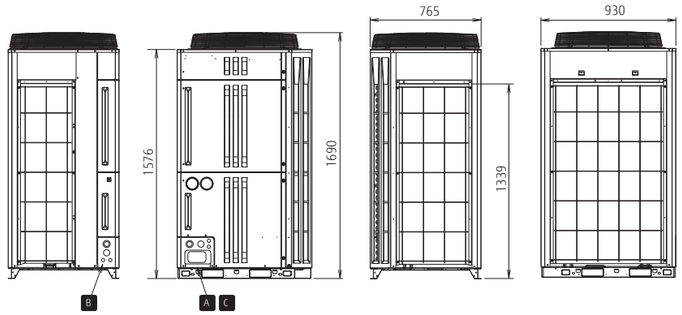

12, 14, 16, 18 HP

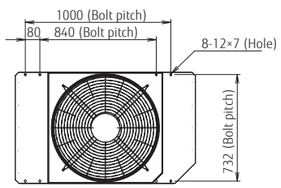

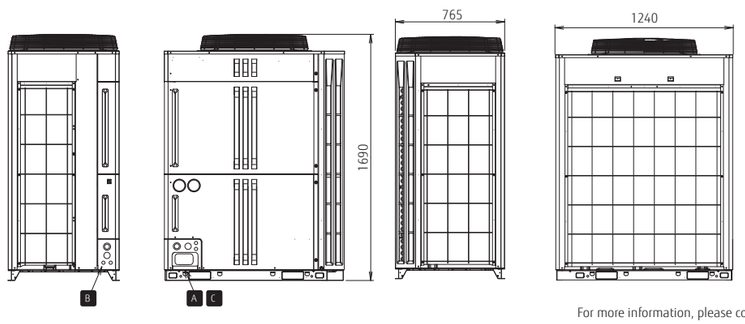

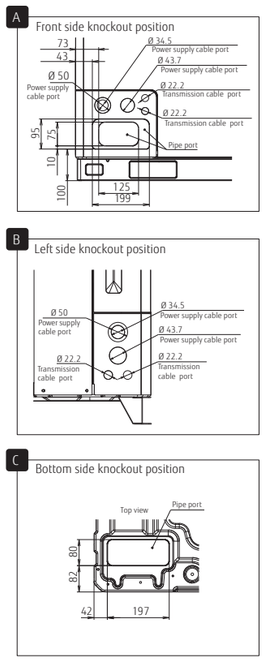

For more information, please contact Fujitsu General Limited. (www.fujitsu-general.com)

Outdoor units specifications

Space Saving Combination

Rating Capacity range		HP	8	10	12	14	16	18	20	22	24	26	28
Set Model name			AJY072LNLBH	AJY090LNLBH	AJY108LNLBH	AJY126LNLBH	AJY144LNLBH	AJY162LNLBH	AJY180LNLBH	AJY198LNLBH	AJY216LNLBH	AJY234LNLBH	AJY252LNLBH
Unit 1			AJY072LNLBH	AJY090LNLBH	AJY108LNLBH	AJY126LNLBH	AJY144LNLBH	AJY162LNLBH	AJY090LNLBH	AJY126LNLBH	AJY126LNLBH	AJY144LNLBH	AJY162LNLBH
Unit 2									AJY090LNLBH	AJY072LNLBH	AJY090LNLBH	AJY090LNLBH	AJY090LNLBH
Unit 3													
Maximum Connectable Indoor Unit			13	16	19	23	26	29	33	36	40	43	46
Indoor unit connectable capacity	Cooling	kW	11.2-29.1	14-36.4	16.8-43.5	20-52	22.5-58.5	25-65	28-72.8	31.2-81.1	34-88.4	36.5-94.9	39-101.4
Power source			3-phase 4 wire, 400 V, 50Hz										
T1 condition	Capacity	Cooling	22.4	28.0	33.5	40.0	45.0	50.0	56.0	62.4	68.0	73.0	78.0
		Nominal Heating	22.4	28.0	33.5	40.0	45.0	50.0	-	-	-	-	-
		Max Heating	25.0	31.5	37.5	45.0	50.0	50.0	63.0	70.0	76.5	81.5	81.5
		Cooling (Btu/h)	76400	95500	114300	136500	153500	170600	191000	212900	232000	249000	266100
		Heating (Btu/h)	85300	107500	128000	153500	170600	170600	215000	238800	261000	278100	278100
	Input power	Cooling	5.20	7.28	8.96	10.96	13.01	16.56	14.56	16.16	18.24	20.29	23.84
		Nominal Heating	4.31	5.98	7.10	8.97	11.09	13.63	-	-	-	-	-
		Max Heating	5.17	7.25	8.65	11.17	13.63	13.63	14.50	16.34	18.42	20.88	20.88
	Current	Cooling	9.2	12.0	15.0	17.7	20.7	26.1	-	-	-	-	-
		Heating	9.2	12.2	14.6	18.2	21.5	21.5	-	-	-	-	-
	EER	Cooling	4.31	3.85	3.74	3.65	3.46	3.02	3.85	3.86	3.73	3.60	3.27
	COP	Nominal Heating	5.20	4.69	4.72	4.46	4.06	3.67	-	-	-	-	-
		Max Heating	4.84	4.35	4.34	4.03	3.67	3.67	4.34	4.28	4.15	3.90	3.90
	EER	Cooling (Btu/h/W)	14.7	13.1	12.8	12.5	11.8	10.3	13.1	13.2	12.7	12.3	11.2
	COP	Heating (Btu/h/W)	16.5	14.8	14.8	13.7	12.5	12.5	14.8	14.6	14.2	13.3	13.3
T3 condition	Capacity	Cooling kW	20.2	25.2	28.5	32	35.1	35.2	50.4	52.2	57.2	60.3	60.4
		Cooling Btu/h	68900	86000	97200	109200	119800	120100	172000	178100	195200	205800	206100
	Input power	Cooling kW	6.73	9.20	9.34	10.70	11.82	12.35	18.39	17.44	19.90	21.02	21.55
	Current	Cooling A	10.8	14.5	14.7	16.9	18.6	19.2	-	-	-	-	-
	EER	Cooling W/W	3.00	2.74	3.05	2.99	2.97	2.85	2.74	2.99	2.87	2.87	2.80
		Cooling Btu/h/W	10.23	9.35	10.40	10.20	10.14	9.72	9.35	10.21	9.81	9.79	9.56
Power factor		%	90	92	92	92	92	93	-	-	-	-	-
Airflow rate	High	m^3/h	11100	11100	13000	13000	13700	13700	11100×2	13000+11100	13000+11100	13700+11100	13700+11100
Sound pressure level / Power level	Cooling	dB(A)	56 / 77	58 / 79	57 / 78	60 / 81	62 / 83	63 / 84	61 / 82	61 / 82	62 / 83	63 / 84	64 / 85
	Heating	dB(A)	58 / 80	59 / 81	60 / 83	62 / 84	64 / 86	64 / 86	62 / 84	63 / 85	64 / 86	65 / 87	65 / 87
External static pressure (Max)		Pa	82	82	82	82	82	82	82	82	82	82	82
Compressor motor output		kW	7.5	7.5	11	11	11	11	7.5×2	11.0+7.5	11.0+7.5	11.0+7.5	11.0+7.5
Heat exchanger fin			Blue fin	Blue fin	Blue fin	Blue fin	Blue fin	Blue fin	Blue fin	Blue fin	Blue fin	Blue fin	Blue fin
Net Dimensions	Height	mm	1690	1690	1690	1690	1690	1690	1690	1690	1690	1690	1690
	Width	mm	930	930	1240	1240	1240	1240	930×2	1240+930	1240+930	1240+930	1240+930
	Depth	mm	765	765	765	765	765	765	765	765	765	765	765
Weight		kg	255	255	279	279	279	279	255×2	279+255	279+255	279+255	279+255
Refrigerant	Type (Global Warming Potential)		R410A (2,088)	R410A (2,088)	R410A (2,088)	R410A (2,088)	R410A (2,088)	R410A (2,088)	R410A (2,088)	R410A (2,088)	R410A (2,088)	R410A (2,088)	R410A (2,088)
	Charge	kg(CO2eq-T)	11.7 (24.4)	11.7 (24.4)	11.8 (24.6)	11.8 (24.6)	11.8 (24.6)	11.8 (24.6)	11.7×2 (24.4×2)	11.8+11.7 (24.6+24.4)	11.8+11.7 (24.6+24.4)	11.8+11.7 (24.6+24.4)	11.8+11.7 (24.6+24.4)
Connection pipe diameter	Liquid	mm	12.70	12.70	12.70	12.70	12.70	15.88	15.88	15.88	15.88	15.88	15.88
	Gas	mm	22.22	22.22	28.58	28.58	28.58	28.58	28.58	34.92	34.92	34.92	34.92
Operation range	Cooling	°CDB	-15 to 52	-15 to 52	-15 to 52	-15 to 52	-15 to 52	-15 to 52	-5 to 52	-5 to 52	-5 to 52	-5 to 52	-5 to 52
	Heating	°CDB	-20 to 21	-20 to 21	-20 to 21	-20 to 21	-20 to 21	-20 to 21	-20 to 21	-20 to 21	-20 to 21	-20 to 21	-20 to 21

Rating Capacity range		HP	30	32	34	36	38	40	42	44	46	48	50	52	54
Set Model name			AJY270LNLBH	AJY288LNLBH	AJY306LNLBH	AJY324LNLBH	AJY342LNLBH	AJY360LNLBH	AJY378LNLBH	AJY396LNLBH	AJY414LNLBH	AJY432LNLBH	AJY450LNLBH	AJY468LNLBH	AJY486LNLBH
Unit 1			AJY144LNLBH	AJY144LNLBH	AJY162LNLBH	AJY162LNLBH	AJY162LNLBH	AJY144LNLBH	AJY144LNLBH	AJY162LNLBH	AJY162LNLBH	AJY144LNLBH	AJY162LNLBH	AJY162LNLBH	AJY162LNLBH
Unit 2			AJY126LNLBH	AJY144LNLBH	AJY144LNLBH	AJY162LNLBH	AJY090LNLBH	AJY126LNLBH	AJY144LNLBH	AJY144LNLBH	AJY162LNLBH	AJY144LNLBH	AJY144LNLBH	AJY162LNLBH	AJY162LNLBH
Unit 3							AJY090LNLBH	AJY090LNLBH	AJY090LNLBH	AJY090LNLBH	AJY090LNLBH	AJY144LNLBH	AJY144LNLBH	AJY144LNLBH	AJY162LNLBH
Maximum Connectable Indoor Unit			50	53	55	55	55	55	55	55	55	55	55	55	55
Indoor unit connectable capacity	Cooling	kW	42.5-110.5	45-117	47.5-123.5	50-130	53-137.8	56.5-146.9	59-153.4	61.5-159.9	64-166.4	67.5-175.5	70-182	72.5-188.5	75-195
Power source			3N ~ 400V, 50/60Hz												
T1 condition	Capacity	Cooling	85.0	90.0	95.0	100.0	106.0	113.0	118.0	123.0	128.0	135.0	140.0	145.0	150.0
		Nominal Heating	-	-	-	-	-	-	-	-	-	-	-	-	-
		Max Heating	95.0	100.0	100.0	100.0	113.0	126.5	131.5	131.5	131.5	150.0	150.0	150.0	150.0
		Cooling (Btu/h)	290000	307000	324100	341200	361600	385500	402500	419600	436700	460500	477600	494700	511800
		Heating (Btu/h)	324100	341200	341200	341200	385600	431600	448700	448700	448700	511800	511800	511800	511800
	Input power	Cooling	23.97	26.02	29.57	33.12	31.12	31.25	33.30	36.85	40.40	39.03	42.58	46.13	49.68
		Nominal Heating	-	-	-	-	-	-	-	-	-	-	-	-	-
		Max Heating	24.80	27.26	27.26	27.26	28.13	32.05	34.51	34.51	34.51	40.89	40.89	40.89	40.89
	Current	Cooling	-	-	-	-	-	-	-	-	-	-	-	-	-
		Heating	-	-	-	-	-	-	-	-	-	-	-	-	-
	EER	Cooling	3.55	3.46	3.21	3.02	3.41	3.62	3.54	3.34	3.17	3.46	3.29	3.14	3.02
	COP	Nominal Heating	-	-	-	-	-	-	-	-	-	-	-	-	-
		Max Heating	3.83	3.67	3.67	3.67	4.02	3.95	3.81	3.81	3.81	3.67	3.67	3.67	3.67
	EER	Cooling (Btu/h/W)	12.1	11.8	11.0	10.3	11.6	12.3	12.1	11.4	10.8	11.8	11.2	10.7	10.3
	COP	Heating (Btu/h/W)	13.1	12.5	12.5	12.5	13.7	13.5	13.0	13.0	13.0	12.5	12.5	12.5	12.5
T3 condition	Capacity	Cooling kW	67.1	70.2	70.3	70.4	85.6	92.3	95.4	95.5	95.6	105.3	105.4	105.5	105.6
		Cooling Btu/h	229000	239600	239900	240200	292100	315000	325600	325900	326200	359400	359700	360000	360300
	Input power	Cooling kW	22.52	23.64	24.17	24.70	30.75	31.72	32.83	33.37	33.90	35.45	35.99	36.52	37.05
	Current	Cooling A	-	-	-	-	-	-	-	-	-	-	-	-	-
	EER	Cooling W/W	2.98	2.97	2.91	2.85	2.78	2.91	2.91	2.86	2.82	2.97	2.93	2.89	2.85
		Cooling Btu/h/W	10.17	10.14	9.93	9.72	9.50	9.93	9.92	9.77	9.62	10.14	10.00	9.86	9.72
Power factor		%	-	-	-	-	-	-	-	-	-	-	-	-	-
Airflow rate	High	m^3/h	13700+13000	13700×2	13700×2	13700×2	13700+11100×2	13700+13000+11100	13700×2+11100	13700×2+11100	13700×2+11100	13700×3	13700×3	13700×3	13700×3
Sound pressure level / Power level	Cooling	dB(A)	64 / 85	65 / 88	66 / 87	66 / 87	65 / 86	65 / 86	66 / 87	66 / 87	67 / 87	67 / 88	67 / 88	67 / 88	68 / 89
	Heating	dB(A)	66 / 88	67 / 89	67 / 89	67 / 89	66 / 88	67 / 89	68 / 90	68 / 90	68 / 90	69 / 91	69 / 91	69 / 91	69 / 91
External static pressure (Max)		Pa	82	82	82	82	82	82	82	82	82	82	82	82	82
Compressor motor output		kW	11.0×2	11.0×2	11.0×2	11.0×2	11.0+7.5×2	11.0×2+7.5	11.0×2+7.5	11.0×2+7.5	11.0×2+7.5	11.0×3	11.0×3	11.0×3	11.0×3
Heat exchanger fin			Blue fin	Blue fin	Blue fin	Blue fin	Blue fin	Blue fin	Blue fin	Blue fin	Blue fin	Blue fin	Blue fin	Blue fin	Blue fin
Net Dimensions	Height	mm	1690	1690	1690	1690	1690	1690	1690	1690	1690	1690	1690	1690	1690
	Width	mm	1240×2	1240×2	1240×2	1240×2	1240+930×2	1240×2+930	1240×2+930	1240×2+930	1240×2+930	1240×3	1240×3	1240×3	1240×3
	Depth	mm	765	765	765	765	765	765	765	765	765	765	765	765	765
Weight		kg	279×2	279×2	279×2	279×2	279×255×2	279×2×255	279×2×255	279×2×255	279×2×255	279×3	279×3	279×3	279×3
Refrigerant	Type (Global Warming Potential)		R410A (2,088)	R410A (2,088)	R410A (2,088)	R410A (2,088)	R410A (2,088)	R410A (2,088)	R410A (2,088)	R410A (2,088)	R410A (2,088)	R410A (2,088)	R410A (2,088)	R410A (2,088)	R410A (2,088)
	Charge	kg(CO2eq-T)	11.8×2 (24.6×2)	11.8×2 (24.6×2)	11.8×2 (24.6×2)	11.8×2 (24.6×2)	11.8+11.7×2 (24.6+24.4×2)	11.8×2+11.7 (24.6×2+24.4)	11.8×2+11.7 (24.6×2+24.4)	11.8×2+11.7 (24.6×2+24.4)	11.8×2+11.7 (24.6×2+24.4)	11.8×3 (24.6×3)	11.8×3 (24.6×3)	11.8×3 (24.6×3)	11.8×3 (24.6×3)
Connection pipe diameter	Liquid	mm	19.05	19.05	19.05	19.05	19.05	19.05	19.05	19.05	19.05	19.05	19.05	19.05	19.05
	Gas	mm	34.92	34.92	34.92	41.27	41.27	41.27	41.27	41.27	41.27	41.27	41.27	41.27	41.27
Operation range	Cooling	°CDB	-5 to 52	-5 to 52	-5 to 52	-5 to 52	-5 to 52	-5 to 52	-5 to 52	-5 to 52	-5 to 52	-5 to 52	-5 to 52	-5 to 52	-5 to 52
	Heating	°CDB	-20 to 21	-20 to 21	-20 to 21	-20 to 21	-20 to 21	-20 to 21	-20 to 21	-20 to 21	-20 to 21	-20 to 21	-20 to 21	-20 to 21	-20 to 21

Energy Efficiency Combination

Rating Capacity range		HP	16	18	20	24	26	28	30
Set Model name			AJY144LNLBHH	AJY162LNLBHH	AJY180LNLBHH	AJY216LNLBHH	AJY234LNLBHH	AJY252LNLBHH	AJY270LNLBHH
Unit 1			AJY072LNLBH	AJY090LNLBH	AJY108LNLBH	AJY072LNLBH	AJY090LNLBH	AJY108LNLBH	AJY126LNLBH
Unit 2			AJY072LNLBH	AJY072LNLBH	AJY072LNLBH	AJY072LNLBH	AJY072LNLBH	AJY072LNLBH	AJY072LNLBH
Unit 3						AJY072LNLBH	AJY072LNLBH	AJY072LNLBH	AJY072LNLBH
Maximum Connectable Indoor Unit			26	29	33	39	43	46	50
Indoor unit connectable capacity	Cooling	kW	22.4-58.2	25.2-65.5	28-72.6	33.6-87.3	36.4-94.6	39.2-101.7	42.4-110.2
Power source			3N ~ 400V, 50/60Hz						
T1 condition	Capacity	Cooling	44.8	50.4	55.9	67.2	72.8	78.3	84.8
		Nominal Heating	-	-	-	-	-	-	-
		Max Heating	50.0	56.5	62.5	75.0	81.5	87.5	95.0
		Cooling (Btu/h)	152800	171900	190700	229200	248300	267100	289300
		Heating (Btu/h)	170600	192800	213300	255900	278100	298600	324100
	Input power	Cooling	10.40	12.48	14.16	15.60	17.68	19.36	21.36
		Nominal Heating	-	-	-	-	-	-	-
		Max Heating	10.34	12.42	13.82	15.51	17.59	18.99	21.51
	Current	Cooling	-	-	-	-	-	-	-
		Heating	-	-	-	-	-	-	-
	EER	Cooling	4.31	4.04	3.95	4.31	4.12	4.04	3.97
	COP	Nominal Heating	-	-	-	-	-	-	-
		Max Heating	4.84	4.55	4.52	4.84	4.63	4.61	4.42
	EER	Cooling (Btu/h/W)	14.7	13.8	13.5	14.7	14.0	13.8	13.5
	COP	Heating (Btu/h/W)	16.5	15.5	15.4	16.5	15.8	15.7	15.1
T3 condition	Capacity	Cooling kW	40.4	45.4	48.7	60.6	65.6	68.9	72.4
		Cooling Btu/h	137800	154900	166100	206700	223800	235000	247000
	Input power	Cooling kW	13.47	15.93	16.08	20.20	22.66	22.81	24.17
	Current	Cooling A	-	-	-	-	-	-	-
	EER	Cooling W/W	3.00	2.85	3.03	3.00	2.89	3.02	3.00
		Cooling Btu/h/W	10.23	9.72	10.33	10.23	9.87	10.30	10.22
Power factor		%	-	-	-	-	-	-	-
Airflow rate	High	m^3/h	11100×2	11100×2	13000+11100	11100×3	11100×3	13000+11100×2	13000+11100×2
Sound pressure level / Power level	Cooling	dB(A)	59 / 80	60 / 81	60 / 81	61 / 82	62 / 83	61 / 82	63 / 84
	Heating	dB(A)	61 / 83	62 / 84	62 / 85	63 / 85	63 / 85	64 / 86	65 / 87
External static pressure (Max)		Pa	82	82	82	82	82	82	82
Compressor motor output		kW	7.5×2	7.5×2	11.0+7.5	7.5×3	7.5×3	11.0+7.5×2	11.0+7.5×2
Heat exchanger fin			Blue fin	Blue fin	Blue fin	Blue fin	Blue fin	Blue fin	Blue fin
Net Dimensions	Height	mm	1690	1690	1690	1690	1690	1690	1690
	Width	mm	930×2	930×2	1240+930	930×3	930×3	1240+930×2	1240+930×2
	Depth	mm	765	765	765	765	765	765	765
Weight		kg	255×2	255×2	279+255	255×3	255×3	279+255×2	279+255×2
Refrigerant	Type (Global Warming Potential)		R410A (2,088)	R410A (2,088)	R410A (2,088)	R410A (2,088)	R410A (2,088)	R410A (2,088)	R410A (2,088)
	Charge	kg(CO2eq-T)	11.7×2 (24.4×2)	11.7×2 (24.4×2)	11.8+11.7 (24.6+24.4)	11.7×3 (24.4×3)	11.7×3 (24.4×3)	11.8+11.7×2 (24.6+24.4×2)	11.8+11.7×2 (24.6+24.4×2)
Connection pipe diameter	Liquid	mm	12.70	15.88	15.88	15.88	15.88	15.88	19.05
	Gas	mm	28.58	28.58	28.58	34.92	34.92	34.92	34.92
Operation range	Cooling	°CDB	-5 to 52	-5 to 52	-5 to 52	-5 to 52	-5 to 52	-5 to 52	-5 to 52
	Heating	°CDB	-20 to 21	-20 to 21	-20 to 21	-20 to 21	-20 to 21	-20 to 21	-20 to 21

Rating Capacity range		HP	32	34	36	38	40	42	44	46
Set Model name			AJY288LNLBHH	AJY306LNLBHH	AJY324LNLBHH	AJY342LNLBHH	AJY360LNLBHH	AJY378LNLBHH	AJY396LNLBHH	AJY414LNLBHH
Unit 1			AJY108LNLBH	AJY126LNLBH	AJY108LNLBH	AJY126LNLBH	AJY126LNLBH	AJY126LNLBH	AJY144LNLBH	AJY144LNLBH
Unit 2			AJY108LNLBH	AJY108LNLBH	AJY108LNLBH	AJY108LNLBH	AJY126LNLBH	AJY126LNLBH	AJY126LNLBH	AJY144LNLBH
Unit 3			AJY072LNLBH	AJY072LNLBH	AJY108LNLBH	AJY108LNLBH	AJY108LNLBH	AJY126LNLBH	AJY126LNLBH	AJY126LNLBH
Maximum Connectable Indoor Unit			52	55	55	55	55	55	55	55
Indoor unit connectable capacity	Cooling	kW	44.7-116.2	48-124.6	50.3-130.6	53.5-139.1	56.8-147.5	60-156	62.5-162.5	65-169
Power source			3-phase 4 wire, 400 V, 50Hz							
T1 condition	Capacity	Cooling	89.4	95.9	100.5	107.0	113.5	120.0	125.0	130.0
		Nominal Heating	-	-	-	-	-	-	-	-
		Max Heating	100.0	107.5	112.5	120.0	127.5	135.0	140.0	145.0
		Cooling (Btu/h)	305000	327200	342900	365100	387300	409500	426500	443500
		Heating (Btu/h)	341300	366800	384000	409500	435000	460500	477600	494700
	Input power	Cooling	23.12	25.12	26.88	28.88	30.88	32.88	34.93	36.98
		Nominal Heating	-	-	-	-	-	-	-	-
		Max Heating	22.47	24.99	25.95	28.47	30.99	33.51	35.97	38.43
	Current	Cooling	-	-	-	-	-	-	-	-
		Heating	-	-	-	-	-	-	-	-
	EER	Cooling	3.87	3.82	3.74	3.70	3.68	3.65	3.58	3.52
	COP	Nominal Heating	-	-	-	-	-	-	-	-
		Max Heating	4.45	4.30	4.34	4.21	4.11	4.03	3.89	3.77
	EER	Cooling (Btu/h/W)	13.2	13.0	12.8	12.6	12.5	12.5	12.2	12.0
	COP	Heating (Btu/h/W)	15.2	14.7	14.8	14.4	14.0	13.7	13.3	12.9
T3 condition	Capacity	Cooling kW	77.2	80.7	85.5	89.0	92.5	96.0	99.1	102.2
		Cooling Btu/h	263300	275300	291600	303600	315600	327600	338200	348800
	Input power	Cooling kW	25.42	26.78	28.03	29.39	30.75	32.11	33.22	34.34
	Current	Cooling A	-	-	-	-	-	-	-	-
	EER	Cooling W/W	3.04	3.01	3.05	3.03	3.01	2.99	2.98	2.98
		Cooling Btu/h/W	10.36	10.28	10.40	10.33	10.26	10.20	10.18	10.16
Power factor		%	-	-	-	-	-	-	-	-
Airflow rate	High	m^3/h	13000×2+11100	13000×2+11100	13000×3	13000×3	13000×3	13000×3	13700+13000×2	13700×2+13000
Sound pressure level / Power level	Cooling	dB(A)	61 / 82	63 / 84	62 / 83	63 / 84	64 / 85	65 / 88	66 / 87	66 / 87
	Heating	dB(A)	64 / 87	65 / 88	65 / 88	66 / 88	66 / 88	67 / 89	68 / 90	68 / 90
External static pressure (Max)		Pa	82	82	82	82	82	82	82	82
Compressor motor output		kW	11.0×2+7.5	11.0×2+7.5	11.0×3	11.0×3	11.0×3	11.0×3	11.0×3	11.0×3
Heat exchanger fin			Blue fin	Blue fin	Blue fin	Blue fin	Blue fin	Blue fin	Blue fin	Blue fin
Net Dimensions	Height	mm	1690	1690	1690	1690	1690	1690	1690	1690
	Width	mm	1240×2+930	1240×2+930	1240×3	1240×3	1240×3	1240×3	1240×3	1240×3
	Depth	mm	765	765	765	765	765	765	765	765
Weight		kg	279×2+255	279×2+255	279×3	279×3	279×3	279×3	279×3	279×3
Refrigerant	Type (Global Warming Potential)		R410A (2,088)	R410A (2,088)	R410A (2,088)	R410A (2,088)	R410A (2,088)	R410A (2,088)	R410A (2,088)	R410A (2,088)
	Charge	kg(CO2eq-T)	11.8×2+11.7 (24.6×2+24.4)	11.8×2+11.7 (24.6×2+24.4)	11.8×3 (24.6×3)	11.8×3 (24.6×3)	11.8×3 (24.6×3)	11.8×3 (24.6×3)	11.8×3 (24.6×3)	11.8×3 (24.6×3)
Connection pipe diameter	Liquid	mm	19.05	19.05	19.05	19.05	19.05	19.05	19.05	19.05
	Gas	mm	34.92	34.92	41.27	41.27	41.27	41.27	41.27	41.27
Operation range	Cooling	°CDB	-5 to 52	-5 to 52	-5 to 52	-5 to 52	-5 to 52	-5 to 52	-5 to 52	-5 to 52
	Heating	°CDB	-20 to 21	-20 to 21	-20 to 21	-20 to 21	-20 to 21	-20 to 21	-20 to 21	-20 to 21

Note: Specifications are based on the following conditions.
Cooling(T1): Indoor temperature of 27°CDB / 19°CWB, and outdoor temperature of 35°CDB / 24°CWB
Cooling(T3): Indoor temperature of 29°CDB / 19°CWB, and outdoor temperature of 46°CDB / 24°CWB
Heating: Indoor temperature of 20°CDB / (15°CWB), and outdoor temperature of 7°CDB / 6°CWB.
Pipe length: 7.5m. Height difference between outdoor and indoor unit: 0m.

VRF Indoor Unit Lineup

Capacity range (kW)			1.1	2.2	2.8	3.6	4.5	5.6	7.1	9.0	10.0	11.2	12.5	14.0	18.0	22.4	25.0	28.0
Class			4	7	9	12	14	18	24	30	34	36	45	54	60	72	90	96
Cassette	Compact Grid type / Standard type		AUXB 004 GLEH	AUXB 007 GLEH	AUXB 009 GLEH	AUXB 012 GLEH	AUXB 014 GLEH	AUXB 018 GLEH	AUXB 024 GLEH									
	Circular Flow Slim type				AUXN 009 GLAH*4	AUXN 012 GLAH*4	AUXN 014 GLAH*4	AUXM 018 GLEH	AUXM 024 GLEH	AUXM 030 GLEH								
	Circular Flow Large type							AUXK 018 GLEH	AUXK 024 GLEH	AUXK 030 GLEH	AUXK 034 GLEH	AUXK 036 GLEH	AUXK 045 GLEH	AUXK 054 GLEH				
	3D Flow	 NEW						AUXS 018 GLEH	AUXS 024 GLEH									
Duct	Mini Duct (With drain pump)	 004/007/009/ 012/014 018 024	ARXK 004 GLEH	ARXK 007 GLEH	ARXK 009 GLEH	ARXK 012 GLEH	ARXK 014 GLEH	ARXK 018 GLEH	ARXK 024 GLEH									
	Slim Duct (With drain pump)	 04/007/009/ 012/014 018 024	ARXD 04 GALH*3	ARXD 007 GLEH	ARXD 009 GLEH	ARXD 012 GLEH	ARXD 014 GLEH	ARXD 018 GLEH	ARXD 024 GLEH									
	Medium Static Pressure Duct								ARXA 024 GLEH	ARXA 030 GLEH		ARXA 036 GLEH	ARXA 045 GLEH					
	High Static Pressure Duct	 036/45/60 072/090 096										ARXC 036 GTEH	ARXC 45 GATH		ARXC 60 GATH*1	ARXC 072 GTEH*1	ARXC 090 GTEH*1	ARXC 096 GTEH*1
	Large Airflow Duct (Compact type)	 009/012/014 018 024/030			ARXN 009 GLBH*4	ARXN 012 GLBH*4	ARXN 014 GLBH*4	ARXN 018 GLBH	ARXN 024 GTBH	ARXN 030 GTBH								
	Large Airflow Duct (Large type)							ARXN 18 GATH*2	ARXN 24 GATH*2	ARXN 30 GATH*2	ARXN 34 GATH*2	ARXN 36 GATH*2	ARXN 45 GATH*2					
Floor	Floor (*Same as Ceiling models)					ABYA 012 GTEH	ABYA 014 GTEH	ABYA 018 GTEH	ABYA 024 GTEH									
	Slim Concealed Floor (*Same as Slim Duct models)	 04/007/009/ 012/014 018 024	ARXD 04 GALH*3	ARXD 007 GLEH	ARXD 009 GLEH	ARXD 012 GLEH	ARXD 014 GLEH	ARXD 018 GLEH	ARXD 024 GLEH									
	Compact Floor		AGYA 004 GCEH	AGYA 007 GCEH	AGYA 009 GCEH	AGYA 012 GCEH	AGYA 014 GCEH											
	Compact Floor (EEV external)		AGYE 004 GCEH	AGYE 007 GCEH	AGYE 009 GCEH	AGYE 012 GCEH	AGYE 014 GCEH											
			With this model, connection of EV kit is necessary.															
Ceiling		 012/014/018/ 024 030/036/045/ 054				ABYA 012 GTEH	ABYA 014 GTEH	ABYA 018 GTEH	ABYA 024 GTEH	ABYA 030 GTEH		ABYA 036 GTEH	ABYA 045 GTEH	ABYA 054 GTEH				
Wall Mounted	Wall Mounted	 004/007/009 012/014 18/24 030/034	ASYA 004 GTEH	ASYA 007 GTEH	ASYA 009 GTEH	ASYA 012 GCEH	ASYA 014 GCEH	ASYA 18 GBCH	ASYA 24 GBCH	ASYA 030 GTEH	ASYA 034 GTEH							
	Wall Mounted (EEV external)	 004/007/009 012/014	ASYE 004 GTEH	ASYE 007 GTEH	ASYE 009 GTEH	ASYE 012 GCEH	ASYE 014 GCEH											
			With this model, connection of EV kit is necessary.															

*1: ARXC60/072/090/096G cannot be connected to J-IIS series and J-III series.
*2: Large airflow duct (Large type ARXN**GATH) type can be connected to VR-II / V-III series only.
*3: ARXD04GALH cannot be connected to J-IIIL series.
*4: AUXN009/012/014GLAH and ARXN009/012/014GLBH can be connected to J-IIS series and J-III series only.
Specifications and design are subject to change without notice.

NEW

3D Flow Cassette

Model:
AUXS018GLEH / AUXS024GLEH

3 Air Outlet Ports can be controlled individually

Using the "Comfortable airflow setting" function allows the left and right air outlet ports and the wide center air outlet ports to automatically create a comfortable space for improved comfort.

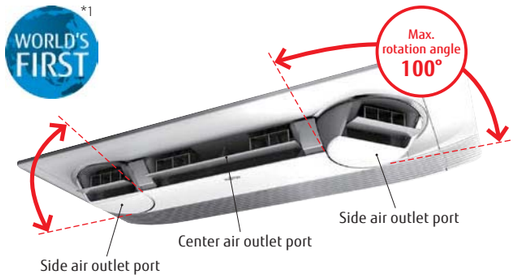

*1: Announced 2018. In room air conditioner for the home (our company's investigation)

Temperature distribution during cooling and heating
(when set to comfortable airflow)

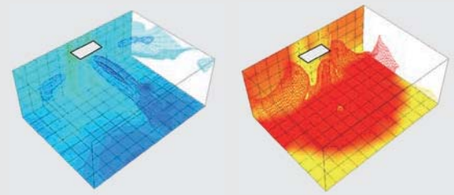

Cooling
When cooling operation is stable with an outside air temperature of 35°C, a set temperature of 18°C and an air volume set to "Hi" in a 40 m² environmental our test room for the AUXS024GLEH

Heating
When heating operation is stable with an outside air temperature of 7°C, a set temperature of 30°C and an air volume set to "Hi" in a 40 m² environmental our test room for the AUXS024GLEH

Equipped with an "Individual airflow setting" function that optimizes the airflow setting in accordance with the installation location.

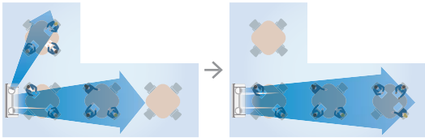

Suitably setting the side air outlet ports to match how the space is used achieves air conditioning with no waste.

Optimum airflow control for improved comfort is achieved even for long rooms.

Wired Remote Controller (Touch Panel) UTY-RNRYZ3

Individual air outlet port control

"Individual airflow setting" is possible using the Wired Remote Controller (Touch Panel)*. The airflow of the respective air outlet ports can be individually set.

*Wired Remote Controller (Touch Panel) UTY-RNRYZ3 only

High energy saving

The "New structural design" featuring large intake and smooth output reduces air blowing loss to achieve top class energy saving.

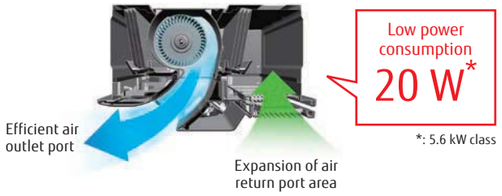

*: 5.6 kW class

VRF Indoor Units Specifications



VRF Indoor Units Specifications

Compact Cassette

Model name			AUXB004GLEH	AUXB007GLEH	AUXB009GLEH	AUXB012GLEH	AUXB014GLEH	AUXB018GLEH	AUXB024GLEH
Power source			Single-phase, ~230V, 50Hz						
Capacity	Cooling	kW	1.1	2.2	2.8	3.6	4.5	5.6	7.1
	Heating		1.3	2.8	3.2	4.1	5.0	6.3	8.0
Input power		W	23	25	25	29	35	36	84
Airflow rate	High	m^3/h	530/530	540	550	600	680	710	1,030
	Med-H		490/480	500	520	560	620	660	910
	Med		450/430	460	480	520	560	590	790
	Med-L		420/380	420	440	480	500	520	680
	Low		390/340	390	400	430	440	460	560
	Quiet		350/300	350	350	390	390	400	450
Sound pressure level	High	dB(A)	34/34	34	35	37	38	41	50
	Med-H		32/31	32	33	34	37	39	46
	Med		30/29	30	31	33	34	36	43
	Med-L		28/26	28	29	31	32	33	39
	Low		27/24	27	27	29	30	30	35
	Quiet		25/21	25	25	27	27	27	30
Net Dimensions (H × W × D)		mm	245 × 570 × 570						
Weight		kg(lbs)	15 (33)					17 (37)	
Connection pipe diameter	Liquid (Flare)	mm	6.35						9.52
	Gas (Flare)		9.52			12.70			15.88
Drain hose diameter (I.D./O.D.)			25/32						
Cassette Grille	Model name		UTG-UFYE-W / UTG-UFYC-W						
	Net Dimensions (H×W×D)	mm	49 × 620 × 620 / 49 × 700 × 700						
	Weight	kg(lbs)	2.3(5.1) / 2.6(6)						

Note : Specifications are based on the following conditions.
*1: This value is under cooling operation.

Cooling : Indoor temperature of 27˚CDB / 19˚CWB, and outdoor temperature of 35˚CDB / 24˚CWB.
Heating : Indoor temperature of 20˚CDB / (15˚CWB), and outdoor temperature of 7˚CDB / 6˚CWB.
Pipe length : 7.5 m; Height difference between outdoor unit and indoor unit : 0 m. Voltage : 230 [V].

Circular Flow Cassette

Slim type Large type

Slim type

Model name			AUXN009GLAH	AUXN012GLAH	AUXN014GLAH	AUXM018GLEH	AUXM024GLEH	AUXM030GLEH
Power source			Single-phase, ~230V, 50Hz					
Capacity	Cooling	kW	2.8	3.6	4.5	5.6	7.1	9.0
	Heating		3.2	4.0	5.0	6.3	8.0	10.0
Input power		W	20	20	20	20	25	49
Airflow rate	High	m^3/h	1,050	1,050	1,050	1,050	1,120	1,470
	Med-H		930	930	930	930	1,050	1,160
	Med		900	900	900	900	930	1,070
	Med-L		870	870	870	870	900	930
	Low		810	810	810	810	870	900
	Quiet		780	780	780	780	780	780
Sound pressure level	High	dB(A)	33	33	33	33	35	40
	Med-H		32	32	32	32	33	36
	Med		31	31	31	31	32	34
	Med-L		30	30	30	30	31	32
	Low		29	29	29	29	30	31
	Quiet		28	28	28	28	28	28
Net Dimensions (H × W × D)		mm	246 × 840 × 840					
Weight		kg(lbs)	24.5 (54)			24.0 (53)	24.5 (54)	
Connection pipe diameter	Liquid (Flare)	mm	6.35				9.52	
	Gas (Flare)		12.70				15.88	
Drain hose diameter (I.D./O.D.)			25/32					
Cassette Grille	Model name		UTG-UKYC-W / UTG-UKYA-B					
	Net Dimensions (H×W×D)	mm	53 × 950 × 950					
	Weight	kg(lbs)	6.0 (13)					

Large type

Model name			AUXK018GLEH	AUXK024GLEH	AUXK030GLEH	AUXK034GLEH	AUXK036GLEH	AUXK045GLEH	AUXK054GLEH
Power source			Single-phase, ~230V, 50Hz						
Capacity	Cooling	kW	5.6	7.1	9.0	10.0	11.2	12.5	14.0
	Heating		6.3	8.0	10.0	11.2	12.5	14.0	16.0
Input power		W	40	40	47	47	61	89	116
Airflow rate	High	m^3/h	1,420	1,420	1,440	1,440	1,620	1,820	2,040
	Med-H		1,360	1,360	1,440	1,440	1,500	1,590	1,800
	Med		1,300	1,300	1,340	1,340	1,400	1,500	1,590
	Med-L		1,270	1,270	1,300	1,300	1,340	1,400	1,440
	Low		1,200	1,200	1,280	1,280	1,280	1,300	1,300
	Quiet		1,150	1,150	1,150	1,150	1,150	1,150	1,150
Sound pressure level	High	dB(A)	38	38	39	39	41	44	47
	Med-H		37	37	38	38	40	42	45
	Med		36	36	37	37	38	40	42
	Med-L		35	35	36	36	37	38	39
	Low		34	34	35	35	36	36	36
	Quiet		33	33	33	33	33	33	33
Net Dimensions (H × W × D)		mm	288 × 840 × 840						
Weight		kg(lbs)	26.5 (58)		29.5 (65)	29.5 (65)	29.5 (65)	29.5 (65)	29.5 (65)
Connection pipe diameter	Liquid (Flare)	mm	6.35	9.52					
	Gas (Flare)		12.70	15.88					
Drain hose diameter (I.D./O.D.)			25/32						
Cassette Grille	Model name		UTG-UKYC-W / UTG-UKYA-B						
	Net Dimensions (H×W×D)	mm	53 × 950 × 950						
	Weight	kg(lbs)	6.0 (13)						

Note : Specifications are based on the following conditions.

Cooling : Indoor temperature of 27˚CDB / 19˚CWB, and outdoor temperature of 35˚CDB / 24˚CWB.
Heating : Indoor temperature of 20˚CDB / (15˚CWB), and outdoor temperature of 7˚CDB / 6˚CWB.
Pipe length : 7.5 m; Height difference between outdoor unit and indoor unit : 0 m. Voltage : 230 [V].
When AUX*018GLEH is connected to the outdoor unit other than J-IIIL, pipe diameter should be Ø9.52/Ø15.88 (Liq/Gas)
When AUXK036GLEH, AUXK045GLEH, and AUXK054GLEH are connected to the outdoor unit other than J-IIIL, gas pipe diameter should be Ø19.05.

3D Flow Cassette

NEW

TENTATIVE

Model name			AUXS018GLEH	AUXS024GLEH
Power source			Single-phase, ~230V, 50Hz	
Capacity	Cooling	kW	5.60	7.10
	Heating		6.30	8.00
Input power		W	20/28	34/43
Airflow rate*	High	m^3/h	750/870	950/1,040
	Med-H		710/830	890/990
	Med		690/780	860/930
	Med-L		660/740	810/880
	Low		630/700	770/840
	Quiet		540/540	540/540
Sound pressure level*	High	dB(A)	38/41	43/46
	Med-H		36/40	42/45
	Med		35/39	41/43
	Med-L		35/37	40/42
	Low		33/36	38/40
	Quiet		29/29	29/29
Net Dimensions (H × W × D)		mm	200 × 1,240 × 500	
Weight		kg(lbs)	25 (55)	
Connection pipe diameter	Liquid (Flare)	mm	6.35	9.52
	Gas (Flare)		12.70	15.88
Drain hose diameter (I.D./O.D.)			25/32	
Cassette Grille	Model name		UTG-USYA-W	
	Net Dimensions (H×W×D)	mm	85 × 1,350 × 580	
	Weight	kg(lbs)	11.5 (25)	

Note : Specifications are based on the following conditions.

Cooling : Indoor temperature of 27˚CDB / 19˚CWB, and outdoor temperature of 35˚CDB / 24˚CWB.
Heating : Indoor temperature of 20˚CDB / (15˚CWB), and outdoor temperature of 7˚CDB / 6˚CWB.
Pipe length : 7.5 m; Height difference between outdoor unit and indoor unit : 0 m. Voltage : 230 [V].
*: This value is "cooling operation / heating operation".

Mini Duct

Model name			ARXK004GLEH	ARXK007GLEH	ARXK009GLEH	ARXK012GLEH	ARXK014GLEH	ARXK018GLEH	ARXK024GLEH
Power source			Single-phase, ~230V, 50Hz						
Capacity	Cooling	kW	1.1	2.2	2.8	3.6	4.5	5.6	7.1
	Heating		1.3	2.8	3.2	4.0	5.0	6.3	8.0
Input power		W	26	28	28	35	66	73	80
Airflow rate	High	m^3/h	460	460	460	550	760	930	1,160
	Med-H		440	440	440	520	660	840	1,060
	Med		420	420	420	480	560	740	960
	Med-L		400	400	400	450	490	640	860
	Low		370	370	370	410	410	540	750
	Quiet		340	340	340	340	340	470	610
Static pressure range		Pa	0 to 30				0 to 50		
Standard static pressure			10				15		
Sound pressure level	High	dB(A)	25	26	26	29	34	33	32
	Med-H		24	25	25	27	31	30	30
	Med		23	24	24	26	28	28	28
	Med-L		22	23	23	25	26	26	27
	Low		21	22	22	24	24	24	25
	Quiet		20	21	21	22	22	22	22
Net Dimensions (H × W × D)		mm	198 × 700 × 450					198 × 900 × 450	198 × 1,100 × 450
Weight		kg(lbs)	14.5 (32)	15.5 (34)		16 (35)		19 (42)	22.5 (50)
Connection pipe diameter	Liquid (Flare)	mm	6.35						9.52
	Gas (Flare)		9.52			12.70			15.88
Drain hose diameter (I.D./O.D.)			25/32						

Note : Specifications are based on the following conditions.
Cooling : Indoor temperature of 27˚CDB / 19˚CWB, and outdoor temperature of 35˚CDB / 24˚CWB.
Heating : Indoor temperature of 20˚CDB / (15˚CWB), and outdoor temperature of 7˚CDB / 6˚CWB.
Pipe length : 7.5 m; Height difference between outdoor unit and indoor unit : 0 m. Voltage : 230 [V].

Slim Duct / Slim Concealed Floor

Model name			ARXD04GALH	ARXD007GLEH	ARXD009GLEH	ARXD012GLEH	ARXD014GLEH	ARXD018GLEH	ARXD024GLEH
Power source			Single-phase, ~230V, 50Hz						
Capacity	Cooling	kW	1.1	2.2	2.8	3.6	4.5	5.6	7.1
	Heating		1.3	2.8	3.2	4.0	5.0	6.3	8.0
Input power		W	40	44	50	54	92	83	122
Airflow rate	High	m^3/h	510	550	600	600	800	940	1,330
	Med-High		-	480	510	530	680	820	1,140
	Med		400/470*1	440	460	490	600	730	1,020
	Med-Low		-	410	420	450	520	630	900
	Low		320/440*1	370	370	410	440	540	780
	Quiet		-	320	320	340	340	470	610
Static pressure range		Pa	0 to 90	0 to 90	0 to 90	0 to 90	0 to 90	0 to 90	0 to 50
Standard static pressure			25	25	25	25	25	25	25
Sound pressure level	High	dB(A)	26	28	29	30	34	34	35
	Med-High		-	26	27	28	32	31	31
	Med		21/25*1	25	25	27	30	29	29
	Med-Low			24	24	26	28	27	27
	Low		20/22*1	22	22	24	25	25	24
	Quiet		-	21	21	22	22	23	21
Net Dimensions (H × W × D)		mm	198 × 700 × 620					198 × 900 × 620	198 × 1,100 × 620
Weight		kg(lbs)	17 (37)			18 (40)		22 (48)	26 (57)
Connection pipe diameter	Liquid (Flare)	mm	6.35						9.52
	Gas (Flare)		12.70	9.52		12.70			15.88
Drain hose diameter (I.D./O.D.)			25/32						

Note : Specifications are based on the following conditions.
Cooling : Indoor temperature of 27˚CDB / 19˚CWB, and outdoor temperature of 35˚CDB / 24˚CWB.
Heating : Indoor temperature of 20˚CDB / (15˚CWB), and outdoor temperature of 7˚CDB / 6˚CWB.
Pipe length : 7.5 m; Height difference between outdoor unit and indoor unit : 0 m. Voltage : 230 [V].
*1: This value is under cooling operation.

Medium Static Pressure Duct

Model name			ARXA024GLEH	ARXA030GLEH	ARXA036GLEH	ARXA045GLEH
Power source			Single-phase, ~230V, 50Hz			
Capacity	Cooling	kW	7.1	9.0	11.2	12.5
	Heating		8.0	10.0	12.5	14.0
Input power		W	94	108	194	240
Airflow rate	High	m^3/h	1,280	1,410	1,840	1,970
	Med-High		1,180	1,350	1,750	1,910
	Med		1,090	1,280	1,660	1,860
	Med-Low		1,000	1,240	1,600	1,780
	Low		920	1,190	1,530	1,710
	Quiet		840	1,150	1,470	1,640
Static pressure range		Pa	0 to 150	0 to 150	0 to 150	0 to 150
Standard static pressure			40	50	50	60
Sound pressure level	High	dB(A)	31	34	37	41
	Med-High		29	33	36	40
	Med		27	32	35	38
	Med-Low		26	31	35	38
	Low		24	30	34	37
	Quiet		23	29	33	36
Net Dimensions (H × W × D)		mm	270 × 1,135 × 700			
Weight		kg(lbs)	36 (79)	40 (88)		
Connection pipe diameter	Liquid (Flare)	mm	9.52			
	Gas (Flare)		15.88			
Drain hose diameter (I.D./O.D.)			25/32			

Note : Specifications are based on the following conditions.
Cooling : Indoor temperature of 27˚CDB / 19˚CWB, and outdoor temperature of 35˚CDB / 24˚CWB.
Heating : Indoor temperature of 20˚CDB / (15˚CWB), and outdoor temperature of 7˚CDB / 6˚CWB.
Pipe length : 7.5 m; Height difference between outdoor unit and indoor unit : 0 m. Voltage : 230 [V].

High Static Pressure Duct

Model name			ARXC036GTEH	ARXC45GATH	ARXC60GATH	ARXC072GTEH	ARXC090GTEH	ARXC096GTEH
Power source			Single-phase, ~230V, 50Hz					
Capacity	Cooling	kW	11.2	12.5	18.0	22.4	25.0	28.0
	Heating		12.5	14.0	20.0	25.0	28.0	31.5
Input power		W	207	715	730	681	819	838
Airflow rate	High	m^3/h	1,990	3,000	3,350	3,900	4,300	4,850
	Med-High		1,810	-	-	3,600	4,150	4,550
	Med		1,680	2,700	2,850	3,300	4,000	4,250
	Med-Low		1,500	-	-	3,150	3,750	3,920
	Low		1,330	2,300	2,550	3,000	3,500	3,600
	Quiet		1,160	-	-	2,850	3,250	3,280
Static pressure range		Pa	0 to 200	100 to 250	100 to 250	0 to 300	0 to 300	0 to 300
Standard static pressure			100	100	100	150	150	150
Sound pressure level	High	dB(A)	42	47	48	47	48	48
	Med-High		39	-	-	45	47	46
	Med		36	43	44	43	46	45
	Med-Low		34	-	-	41	45	43
	Low		32	40	41	40	44	42
	Quiet		30	-	-	38	42	40
Net Dimensions (H × W × D)		mm	400 × 1,050 × 500			450 × 1,587 × 700		550 × 1,587 × 700
Weight		kg(lbs)	40 (88)	46 (101)		84 (185)		105 (231)
Connection pipe diameter	Liquid	mm	9.52 (Flare)					9.52 (Brazing)
	Gas		15.88 (Flare)	19.05 (Flare)				22.22 (Brazing)
Drain hose diameter (I.D./O.D.)			25/32					

Note : Specifications are based on the following conditions.
Cooling : Indoor temperature of 27˚CDB / 19˚CWB, and outdoor temperature of 35˚CDB / 24˚CWB.
Heating : Indoor temperature of 20˚CDB / (15˚CWB), and outdoor temperature of 7˚CDB / 6˚CWB.
Pipe length : 7.5 m; Height difference between outdoor unit and indoor unit : 0 m. Voltage : 230 [V].

Large Airflow Duct (Large type)

Model name			ARXN18GATH	ARXN24GATH	ARXN30GATH	ARXN34GATH	ARXN36GATH	ARXN45GATH
Power source			Single-phase, ~230V, 50Hz					
Capacity	Cooling	kW	5.6	7.1	9.0	10.0	11.2	12.5
	Heating		6.3	8.0	10.0	11.2	12.5	14.0
Input power		W	154	205	306	432	572	572
Airflow rate	High	m^3/h	2,280	2,640	3,200	3,720	4,120	4,120
	Med		–	–	–	–	–	–
	Low		–	–	–	–	–	–
Static pressure range		Pa	50 to 100	50 to 150	50 to 250	50 to 250	50 to 300	50 to 300
Standard static pressure			50	50	50	50	60	60
Sound pressure level	High	dB(A)	35	37	40	43	45	45
	Med		–	–	–	–	–	–
	Low		–	–	–	–	–	–
Net Dimensions (H × W × D)		mm	450 × 1,587 × 700					
Weight		kg(lbs)	84 (185)					
Connection pipe diameter	Liquid	mm	9.52 (Flare)					
	Gas		15.88 (Flare)				19.05 (Flare)	
Drain hose diameter (I.D./O.D.)			25/32					

Note : Specifications are based on the following conditions.
Large Airflow Duct can be connected to V-III series and VR-II series.
Cooling : Indoor temperature of 27˚CDB / 19˚CWB, and outdoor temperature of 35˚CDB / 24˚CWB.
Heating : Indoor temperature of 20˚CDB / (15˚CWB), and outdoor temperature of 7˚CDB / 6˚CWB.
Pipe length : 7.5 m; Height difference between outdoor unit and indoor unit : 0 m. Voltage : 230 [V].

Large Airflow Duct (Compact type)

Model name			ARXN009GLBH	ARXN012GLBH	ARXN014GLBH	ARXN018GLBH	ARXN024GTBH	ARXN030GTBH
Power source			Single - phase, ~230V, 50Hz					
Capacity	Cooling	kW	2.8	3.6	4.5	5.6	7.1	9.0
	Heating		3.2	4.0	5.0	6.3	8.0	10.0
Input power		W	88	122	122	173	180	273
Airflow rate	High	m^3/h	1,100	1,330	1,330	1,720	2,100	2,700
	Me-Hi		-	-	-	-	2,050	2,390
	Med		1,010	1,240	1,240	1,470	1,860	2,080
	Me-Lo		-	-	-	-	1,660	1,770
	Low		880	1,100	1,100	1,360	1,470	1,470
	Quiet		-	-	-	-	1,260	1,260
Static pressure range		Pa	0 to 50	0 to 50	0 to 50	0 to 80	0 to 100	0 to 100
Standard static pressure			25	25	25	50	50	50
Sound pressure level	High	dB(A)	32	35	35	36	37	41
	Me-Hi		-	-	-	-	35	38
	Med		30	32	32	33	33	34
	Me-Lo		-	-	-	-	31	31
	Low		28	29	29	30	28	28
	Quiet		-	-	-	-	26	26
Net Dimensions (H × W × D)		mm	198 x 1,100 x 620			270 × 1,135 × 700	300 × 1,400 × 700	
Weight		kg(lbs)	26			40 (88)	48 (106)	
Connection pipe diameter	Liquid (Flare)	mm	6.35				9.52	
	Gas (Flare)		12.70				15.88	
Drain hose diameter (I.D./O.D.)			25/32					

Note : Specifications are based on the following conditions.
Cooling : Indoor temperature of 27˚CDB / 19˚CWB, and outdoor temperature of 35˚CDB / 24˚CWB.
Heating : Indoor temperature of 20˚CDB / (15˚CWB), and outdoor temperature of 7˚CDB / 6˚CWB.
Pipe length : 7.5 m; Height difference between outdoor unit and indoor unit : 0 m. Voltage : 230 [V].

Compact Floor

Model name			AGYA004GCEH	AGYA007GCEH	AGYA009GCEH	AGYA012GCEH	AGYA014GCEH	AGYE004GCEH	AGYE007GCEH	AGYE009GCEH	AGYE012GCEH	AGYE014GCEH
Power source			Single-phase, ~230V, 50Hz					Single-phase, ~230V, 50Hz				
Capacity	Cooling	kW	1.1	2.2	2.8	3.6	4.0	1.1	2.2	2.8	3.6	4.0
	Heating		1.3	2.8	3.2	4.0	4.5	1.3	2.8	3.2	4.0	4.5
Input power		W	12 / 14	16	17	22	29	12 / 14	16	17	22	29
Airflow rate	High	m^3/h	380 / 430	470	500	590	670	380 / 430	470	500	590	670
	Med-H		350	420	450	520	590	350	420	450	520	590
	Med		320	390	400	470	520	320	390	400	470	520
	Med-L		310	360	360	420	450	310	360	360	420	450
	Low		280	330	330	390	390	280	330	330	390	390
	Quiet		210	270	270	340	340	210	270	270	340	340
Sound pressure level	High	dB(A)	35 / 36	37	38	42	46	35 / 36	37	38	42	46
	Med-H		33	35	36	39	42	33	35	36	39	42
	Med		31	33	34	37	39	31	33	34	37	39
	Med-L		30	31	31	35	36	30	31	31	35	36
	Low		28	29	29	33	33	28	29	29	33	33
	Quiet		22	22	22	30	30	22	22	22	30	30
Net Dimensions (H × W × D)		mm	600 x 740 x 200					600 x 740 x 200				
Weight		kg(lbs)	15 (33)	15 (33)	15 (33)	15 (33)	15 (33)	14.5 (32)	14.5 (32)	14.5 (32)	14.5 (32)	14.5 (32)
Connection pipe diameter	Liquid (Flare)	mm	6.35		6.35			6.35			6.35	
	Gas (Flare)		9.52			12.70		9.52			12.70	
Drain hose diameter (I.D./O.D.)			13.8/15.8to16.7					13.8/15.8to16.7				
EV Kit (option)			-					UTR-EV09XB			UTR-EV14XB	

Note : Specifications are based on the following conditions.

Cooling : Indoor temperature of 27˚CDB / 19˚CWB, and outdoor temperature of 35˚CDB / 24˚CWB.
Heating : Indoor temperature of 20˚CDB / (15˚CWB), and outdoor temperature of 7˚CDB / 6˚CWB.
Pipe length : 7.5 m; Height difference between outdoor unit and indoor unit : 0 m. Voltage : 230 [V].
When AGY*004GCEH, AGY*007GCEH, and AGY*009GCEH are connected to the outdoor unit other than J-IIIL, gas pipe diameter should be Ø12.70.

Floor/Ceiling

Model name			ABYA012GTEH	ABYA014GTEH	ABYA018GTEH	ABYA024GTEH
Power source			Single-phase, ~230V, 50Hz			
Capacity	Cooling	kW	3.6	4.5	5.6	7.1
	Heating		4.0	5.0	6.3	8.0
Input power		W	30	42	74	99
Airflow rate	High	m^3/h	660	780	1,000	1,000
	Med-High		620	740	910	930
	Med		580	690	830	870
	Med-Low		550	640	750	800
	Low		520	600	660	740
	Quiet		490	550	580	680
Sound pressure level	High	dB(A)	36	40	46	47
	Med-High		34	39	44	45
	Med		33	38	42	43
	Med-Low		31	36	40	41
	Low		29	35	37	39
	Quiet		28	34	35	37
Net Dimensions (H × W × D)		mm	199 × 990 × 655			
Weight		kg(lbs)	25 (55)	26 (57)	26 (57)	27 (59)
Connection pipe diameter	Liquid (Flare)	mm	6.35			9.52
	Gas (Flare)		12.70			15.88
Drain hose diameter (I.D./O.D.)			25/32			

Note : Specifications are based on the following conditions.

Cooling : Indoor temperature of 27˚CDB / 19˚CWB, and outdoor temperature of 35˚CDB / 24˚CWB.
Heating : Indoor temperature of 20˚CDB / (15˚CWB), and outdoor temperature of 7˚CDB / 6˚CWB.
Pipe length : 7.5 m; Height difference between outdoor unit and indoor unit : 0 m. Voltage : 230 [V].

Ceiling

Model name			ABYA030GTEH	ABYA036GTEH	ABYA045GTEH	ABYA054GTEH
Power source			Single-phase, ~230V, 50Hz			
Capacity	Cooling	kW	9.0	11.2	12.5	14.0
	Heating		10.0	12.5	14.0	16.0
Input power		W	66	85	131	180
Airflow rate	High	m^3/h	1,630	1,690	2,010	2,270
	Med-High		1,520	1,560	1,840	2,070
	Med		1,420	1,450	1,690	1,860
	Med-Low		1,320	1,360	1,530	1,660
	Low		1,220	1,270	1,380	1,470
	Quiet		1,140	1,170	1,230	1,280
Sound pressure level	High	dB(A)	42	45	48	51
	Med-High		40	41	46	49
	Med		39	39	45	46
	Med-Low		37	38	41	43
	Low		35	36	38	40
	Quiet		33	34	35	36
Net Dimensions (H × W × D)		mm	240 × 1,660 × 700			
Weight		kg(lbs)	46 (101)	48 (106)		
Connection pipe diameter	Liquid (Flare)	mm	9.52			
	Gas (Flare)		15.88			
Drain hose diameter (I.D./O.D.)			25/32			

Note : Specifications are based on the following conditions.

Cooling : Indoor temperature of 27˚CDB / 19˚CWB, and outdoor temperature of 35˚CDB / 24˚CWB.
Heating : Indoor temperature of 20˚CDB / (15˚CWB), and outdoor temperature of 7˚CDB / 6˚CWB.
Pipe length : 7.5 m; Height difference between outdoor unit and indoor unit : 0 m. Voltage : 230 [V].

Wall Mounted

Model name			ASYA004GTEH	ASYA007GTEH	ASYA009GTEH	ASYE004GTEH	ASYE007GTEH	ASYE009GTEH
Power source			Single-phase, ~230V, 50Hz			Single-phase, ~230V, 50Hz		
Capacity	Cooling	kW	1.1	2.2	2.8	1.1	2.2	2.8
	Heating		1.3	2.8	3.2	1.3	2.8	3.2
Input power		W	13	19	34	13	19	34
Airflow rate	High	m^3/h	430	550	720	430	550	720
	Med-H		420	460	570	420	460	570
	Med		390	420	500	390	420	500
	Med-L		380	390	410	380	390	410
	Low		360	360	360	360	360	360
	Quiet		330	330	330	330	330	330
Sound pressure level	High	dB(A)	31	35	43	31	35	43
	Med-H		30	32	38	30	32	38
	Med		28	30	34	28	30	34
	Med-L		26	27	29	26	27	29
	Low		24	24	24	24	24	24
	Quiet		22	22	22	22	22	22
Net Dimensions (H × W × D)		mm	262 x 820 x 206			262 x 820 x 206		
Weight		kg(lbs)	7.5 (17)	7.5 (17)	7.5 (17)	7.0 (15)	7.0 (15)	7.0 (15)
Connection pipe diameter	Liquid (Flare)	mm	6.35			6.35		
	Gas (Flare)		9.52			9.52		
Drain hose diameter (I.D./O.D.)			13.8/15.8 to16.7			13.8/15.8 to16.7		
EV Kit (option)			–			UTR-EV09XB		

Note : Specifications are based on the following conditions.

Cooling : Indoor temperature of 27˚CDB / 19˚CWB, and outdoor temperature of 35˚CDB / 24˚CWB.
Heating : Indoor temperature of 20˚CDB / (15˚CWB), and outdoor temperature of 7˚CDB / 6˚CWB.
Pipe length : 7.5 m; Height difference between outdoor unit and indoor unit : 0 m. Voltage : 230 [V].
When ASY*004GTEH, ASY*007GTEH, ASY*009GTEH are connected to the outdoor unit other than J-IIIL, gas pipe diameter should be Ø12.70.

Wall Mounted

Model name			ASYA012GCEH	ASYA014GCEH	ASYE012GCEH	ASYE014GCEH
Power source			Single-phase, ~230V, 50Hz		Single-phase, ~230V, 50Hz	
Capacity	Cooling	kW	3.6	4.0	3.6	4.0
	Heating		4.0	4.5	4.0	4.5
Input power		W	25	36	25	36
Airflow rate	High	m^3/h	690	800	690	800
	Med-H		610	740	610	740
	Med		560	680	560	680
	Med-L		530	610	530	610
	Low		470	550	470	550
	Quiet		330	330	330	330
Sound pressure level	High	dB(A)	40	44	40	44
	Med-H		37	42	37	42
	Med		35	40	35	40
	Med-L		33	37	33	37
	Low		30	34	30	34
	Quiet		24	24	24	24
Net Dimensions (H × W × D)		mm	268 x 840 x 203		268 x 840 x 203	
Weight		kg(lbs)	8.5 (19)	8.5 (19)	8.5 (19)	8.5 (19)
Connection pipe diameter	Liquid (Flare)	mm	6.35		6.35	
	Gas (Flare)		12.70		12.70	
Drain hose diameter (I.D./O.D.)			13.8/15.8 to16.7		13.8/15.8 to16.7	
EV Kit (option)			–		UTR-EV14XB	

Note : Specifications are based on the following conditions.

Cooling : Indoor temperature of 27˚CDB / 19˚CWB, and outdoor temperature of 35˚CDB / 24˚CWB.
Heating : Indoor temperature of 20˚CDB / (15˚CWB), and outdoor temperature of 7˚CDB / 6˚CWB.
Pipe length : 7.5 m; Height difference between outdoor unit and indoor unit : 0 m. Voltage : 230 [V].

Wall Mounted

Model name			ASYA18GBCH	ASYA24GBCH	ASYA030GTEH	ASYA034GTEH
Power source			Single-phase, ~230V, 50Hz		Single-phase, ~230V, 50Hz	
Capacity	Cooling	kW	5.6	7.1	9.0	10.0
	Heating		6.3	8.0	10.0	11.2
Input power		W	32	60	74	103
Airflow rate	High	m^3/h	840	1,100	1,440	1,620 / 1,520
	Med-H		-	-	1,200	1,300
	Med		770	910	1,050	1,120
	Med-L		-	-	940	980
	Low		690	730	890	890
	Quiet		-	-	700	700
Sound pressure level	High	dB(A)	41	48	53	55 / 54
	Med-H		-	-	49	51
	Med		39	43	45	47
	Med-L		-	-	42	43
	Low		35	35	39	39
	Quiet		-	-	33	33
Net Dimensions (H × W × D)		mm	320 x 998 x 238		340 x 1,150 x 280	
Weight		kg(lbs)	15 (33)	15 (33)	18 (40)	18 (40)
Connection pipe diameter	Liquid (Flare)	mm	6.35	9.52	9.52	
	Gas (Flare)		12.70	15.88	15.88	
Drain hose diameter (I.D./O.D.)			12/16		13.8/15.8 to16.7	

Note : Specifications are based on the following conditions.

Cooling : Indoor temperature of 27˚CDB / 19˚CWB, and outdoor temperature of 35˚CDB / 24˚CWB.
Heating : Indoor temperature of 20˚CDB / (15˚CWB), and outdoor temperature of 7˚CDB / 6˚CWB.
Pipe length : 7.5 m; Height difference between outdoor unit and indoor unit : 0 m. Voltage : 230 [V].
When ASYA18GBCH is connected to the outdoor unit other than J-IIIL, pipe diameter should be Ø9.52/Ø15.88 (Liq/Gas).

Residential, Commercial & Light Commercial

VENTILATION

Lineup

Airflow rate (m^3/h)	250	350	500	800	1000
Energy Recovery Ventilator	 UTZ-BD025C	 UTZ-BD035C	 UTZ-BD050C	 UTZ-BD080C	 UTZ-BD100C

Connectable capacity class (kW)	5.0	6.3	8.0	10.0	12.5	14.0	20.0	25.0	40.0	50.0
DX-Kit for Air Handling Applications for VRF Outdoor Unit	 EEV unit UTP-VX30A	 Control unit UTY-VDGX		 EEV unit UTP-VX60A	 Control unit UTY-VDGX		 EEV unit UTP-VX90A	 Control unit UTY-VDGX	 EEV unit UTP-VX90A×2	 Control unit UTY-VDGX

Connectable capacity class (kW)	3.5 - 22.0
DX-Kit for Air Handling Applications for Single Split Outdoor Unit NEW	 UTY-XDZX

Effective heat exchange and simultaneous fresh air ventilation

High Efficiency and low noise levels are achieved by using a highly efficient heat exchange process. A comfortable air conditioned space is achieved by conveniently selecting whether to use heat exchange or normal ventilation setting, according to the requirements of the conditioned space.



Energy Recovery Ventilator

Energy recovery ventilator unit offers maximum comfort and greater energy savings.

Heat exchange ventilation and normal ventilation

Heat exchange ventilation
When a room is cooled or heated, the exhausted cooling / heating energy is recovered by heat-exchange ventilation.

Normal ventilation
The operation is used during periods when the room space requires no cooling or heating effect, i.e. when there is minimal temperature difference between the indoor and outdoor environments.

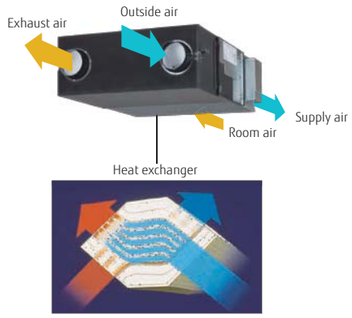

Adopts a highly efficient counter-flow heat exchange element

Energy efficiency and ecology

Energy consumption is dramatically reduced by using a counter-flow heat-exchange element. Air conditioning load is reduced by approximately 20%, resulting in significant energy savings. Recovers up to 77% of the heat in the outgoing air.

Features of heat exchange element

With the cross-flow element, air moves in a straight line across the element. With the counter-flow element, air flows through the element for a longer time (longer distance), so the heat-exchange effect improved.

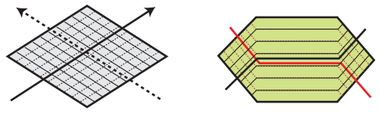

Other element (Cross-flow element)

Fujitsu element (Counter-flow element)

Quiet operation

Significantly reducing low pressure loss and noise allows low-noise operation.

25.5dB
(UTZ-BD035C)

Extended range of an external static pressure

An external static pressure is improved by adopting a powerful fan motor. This allows for application in a wide variety building.

Slim shape and easier installation

Counter-flow heat exchange element used for reduced noise and slimmer, more compact body shape.

Height **270 mm**
UTZ-BD025C

Height **388 mm**
UTZ-BD080C/BD100C

Height **317 mm**
UTZ-BD035C/BD050C

Reverse mountable direct air supply / exhaust system

Adoption of straight air supply / exhaust system: Duct design is simplified because the air supply / exhaust ducts are straight.
Since each unit can be mounted in reverse position, only one inspection hole is needed for two units: Two units can share one inspection hole so duct work is easier and more flexible.

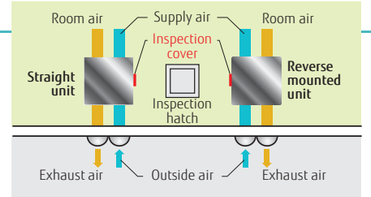

Simple remote operation

Easy operation by connecting a liquid crystal switch

- POWER ON/OFF
- ON/OFF Timer
- Air volume High/Low
- Clean filter display
- Heat exchange/Normal Ventilation

Model : UTZ-BD025C / UTZ-BD035C / UTZ-BD050C / UTZ-BD080C / UTZ-BD100C

UTZ-BD025C UTZ-BD035C UTZ-BD050C UTZ-BD080C UTZ-BD100C

Specifications

Rated flow rate				250 m³/h	350 m³/h	500 m³/h	800 m³/h	1000 m³/h
Model No.				UTZ-BD025C	UTZ-BD035C	UTZ-BD050C	UTZ-BD080C	UTZ-BD100C
Power source				220 - 240 V, 50Hz				
Heat Exchange Ventilation	Input power	(Extra high)/High/Low	W	128 / 123 / 96	190 / 185 / 168	289 / 225 / 185	418 / 378 / 295	464 / 432 / 311
	Air flow rate	(Extra high)/High/Low	m³/h	250 / 250 / 190	350 / 350 / 240	500 / 500 / 440	800 / 800 / 630	1,000 / 1,000 / 700
	External static pressure	(Extra high)/High/Low	Pa	105 / 95 / 45	140 / 60 / 45	120 / 60 / 35	140 / 110 / 55	105 / 80 / 75
	Temperature Exchange Efficiency	(Extra high)/High/Low	%	75 / 75 / 77	75 / 75 / 78	75 / 75 / 76	75 / 75 / 76	75 / 75 / 79
	Energy Exchange Efficiency Cooling	(Extra high)/High/Low	%	63 / 63 / 65	66 / 66 / 71	62 / 62 / 64	65 / 65 / 68	65 / 65 / 70
	Energy Exchange Efficiency Heat pump	(Extra high)/High/Low	%	70 / 70 / 72	69 / 69 / 73	67 / 67 / 69	71 / 71 / 74	71 / 71 / 76
	Sound pressure level	(Extra high)/High/Low	dB*	31.5 / 30.5 / 26.5	33.0/31.0 / 25.5	37.5 / 35.5 / 32.5	37.5 / 37.0 / 34.5	38.5 / 37.5 / 34.5
Normal Ventilation	Input power	(Extra high)/High/Low	W	128 / 123 / 96	190 / 185 / 168	289 / 225 / 185	418 / 378 / 295	464 / 432 / 311
	Air flow rate	(Extra high)/High/Low	m³/h	250 / 250 / 190	350 / 350 / 240	500 / 500 / 440	800 / 800 / 630	1,000 / 1,000 / 700
	External static pressure	(Extra high)/High/Low	Pa	105 / 95 / 45	140 / 60 / 45	120 / 60 / 35	140 / 110 / 55	105 / 80 / 75
	Sound pressure level	(Extra high)/High/Low	dB*	31.5 / 30.5 / 26.5	33.0 / 31.0 / 25.5	38.5 / 38.0 / 32.5	37.5 / 37.0 / 34.5	40.5 / 39.5 / 36.5
Dimensions		W×D×H	mm	882 × 599 × 270	1,050 × 804 × 317	1,090 × 904 × 317	1,322 × 884 × 388	1,322 × 1,134 × 388
Weight			kg	29	49	57	71	83
Outlet duct diameter			mm	150	150	200	250	250
Operation range			°C	-10 to 40	-10 to 40	-10 to 40	-10 to 40	-10 to 40
Maximum humidity			%	85	85	85	85	85

* The noise level must be measured 1.5 m below the center of the unit.

Dimensions

(Unit : mm)

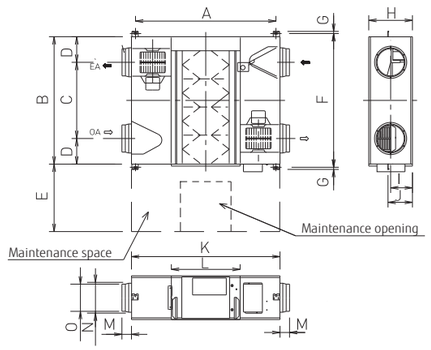

	UTZ-BD025C	UTZ-BD035C	UTZ-BD050C	UTZ-BD080C	UTZ-BD100B
A	810	978	1,018	1,250	1,250
B	599	804	904	884	1,134
C	315	580	640	428	678
D	142	112	132	228	228
E	600	600	600	600	600
F	655	860	960	940	1,190
G	19	19	19	19	19
H	270	317	317	388	388
I	135	159	159	194	194
J	159	182	182	218	218
K	882	1,050	1,090	1,322	1,322
L	414	470	470	612	612
M	95	70	70	85	85
N	Ø164	Ø164	Ø210	Ø258	Ø258
O	Ø144	Ø144	Ø194	Ø242	Ø242

DX-Kit

for Air Handling Application

for VRF Outdoor Unit

These kits enable other manufacturers air handling units (AHU) and fan coil units (FCU) to be incorporated into a Fujitsu VRF system or, be connected to a dedicated Fujitsu VRF outdoor unit as a 1:1 system to control outside air ventilation (AHU) or room temperature (FCU).

Multiple temperature sensors optimally control the air handling unit and fan coil unit.

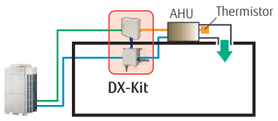

When connecting to an air handling unit, the supply air temperature is controlled by the discharge sensor.

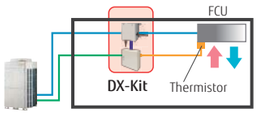

When connecting to a fan coil unit, the room temperature is controlled by the return air temperature sensor.

Arrangement as part of a VRF system

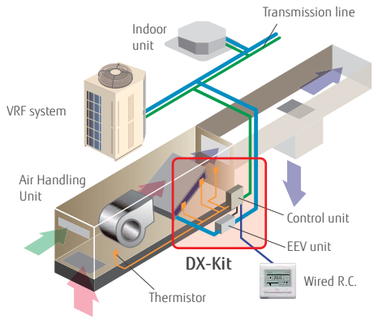

Supports a wide range of capacity classes

- 2 EEV units can be connected in parallel and up to 20 HP (50 kW) large capacity units. (Separation Tube of UTP-LX180A is required.)
- Connectable capacity range: 5 kW to 50 kW

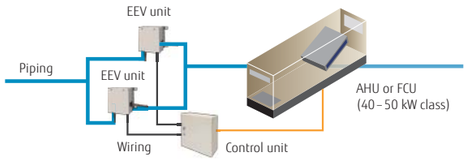

A variety of controls to match the application

Central control using our VRF controllers or central management controllers

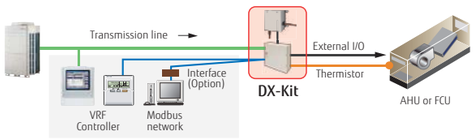

Central control from external controllers

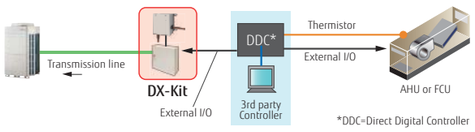

Functions Summary

Inputs

- ON/OFF
- Setting temperature
- Capacity demand
- Heating / Cooling operation mode
- Fault information

Outputs

- ON/OFF indication
- Fan ON/OFF indication
- Thermo ON/OFF indication
- Defrost indication
- Fault indication

MODBUS® Control

Possible to control via a MODBUS enabled BMS by using optional interface.

Installation Limitation

- Connectable VRF series: All VRF series
- Connectable DX-Kit system capacity range: 50 to 100% of the outdoor unit capacity
- Connectable DX-Kit system capacity range with indoor units: 30% or less of the outdoor unit capacity
- Max. wiring length from control unit: 10 m
- Max. piping length between EEV unit and indoor unit: 5 m
- Outdoor installation: Control unit (IP54 class) and EEV unit can be installed at an outdoor space.

Connectable capacity

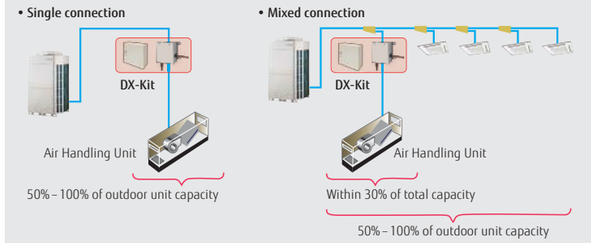

Piping and wiring length

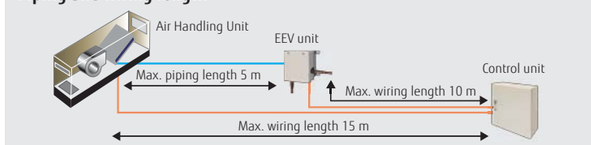

For 2 EEV units connection (option)
Separation Tube: UTP-LX180A

Control unit: UTY-VDGX
EEV unit: UTP-VX30A / UTP-VX60A / UTP-VX90A

EEV unit UTP-VX30A | EEV unit UTP-VX60A | EEV unit UTP-VX90A | Control unit UTY-VDGX

Specifications

Connectable Capacity class			5.0 kW	6.3 kW	8.0 kW	10.0 kW	12.5 kW	14.0 kW	20.0 kW	25.0 kW	40.0 kW	50.0 kW
Capacity	Cooling	kW	5.6	6.3	8.0	10.0	12.5	14.0	22.4	25.0	40.0	50.4
	Heating		6.3	7.1	9.0	11.2	14.0	16.0	25.0	28.0	45.0	56.5

Control unit		UTY-VDGX
Power source	V/Ø/Hz	230/1/50
Dimensions (H × W × D)	mm	400 × 400 × 120

EEV unit		UTP-VX30A	UTP-VX60A	UTP-VX90A	UTP-VX90A×2
Connection pipe diameter (Liquid)	mm	Ø9.53	Ø12.70	Ø12.70	Ø12.70
Dimensions (H × W × D)		160 × 220 × 90			

Note: Specifications are based on the following conditions.
Cooling: Indoor temperature of 27°CDB / 19°CWB, and outdoor temperature of 35°CDB / 24°CWB.
Heating: Indoor temperature of 20°CDB / (15°CWB), and outdoor temperature of 7°CDB / 6°CWB.
Pipe length: 7.5 m Voltage : 230 [V].

NEW

DX-Kit

for Air Handling Application

for Single Split Outdoor Unit

This kit enables other manufacturers air handling units (AHU) and fan coil units (FCU) to be incorporated into a Fujitsu General Split outdoor unit.

Flexible connectivity

This kit is a control unit to allow connection to third party manufacturer equipment. Fujitsu General single split outdoor units can be used with this control unit, creating an ideal solution when a unique air handling unit is required.

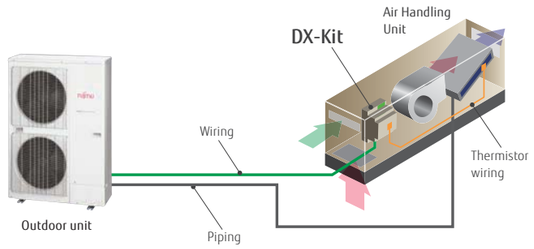

Supports a wide range of capacity class

Connectable large capacity range: 3.5 kW ~ 22.0 kW (Nominal)

Operation from anywhere on your mobile device

Available to use operation and management from remote control such as Smartphones and Tablets

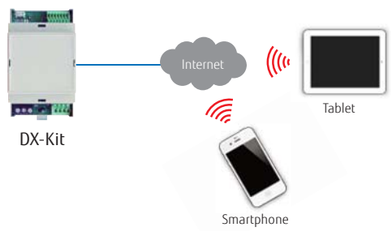

Functions Summary

Inputs

- ON/OFF
- Heating/Cooling operation mode
- Capacity demand (analogue 0-10 V)
- Heat exchanger temperature

Outputs

- Status of Compressor, Defrost, Error (Potential free relays)
- LED status indication

Wireless LAN Control

Wireless LAN control with cloud connectivity enables safe remote monitoring and control from anywhere.

Easy installation

- Simple installation through compact DIN rail mountable enclosure
- No need for expansion devise
- No separate external power required



model: UTY-XDZX

Specifications

BTU			12	14	18	24	30	36	45	54	60	72	90
Capacity (Nominal)	Cooling	kW	3.5	4.3	5.2	6.8	8.5	9.4	12.1	13.3	15.0	19.0	22.0
	Heating		4.1	5.0	6.0	7.8	10.0	10.8	13.3	15.8	18.0	22.4	27.0

Model No.		UTY-XDZX
Power source	V/Ø/Hz	230/1/50
Dimensions (H × W × D)	mm	90.2 × 53.3 × 57.5
Weight	g	110

Note: Specifications are based on the following conditions.
Cooling: Indoor temperature of 27°CDB / 19°CWB, and outdoor temperature of 35°CDB / 24°CWB.
Heating: Indoor temperature of 20°CDB / (15°CWB), and outdoor temperature of 7°CDB / 6°CWB.
Pipe length: 5.0 m Voltage : 230 [V].

Light Commercial & Commercial, Residential

CONTROL SYSTEM
& OPTIONAL PARTS

CONTROL SYSTEM

OPTIONAL PARTS

SPLIT
MULTI SPLIT
VRF J-Series
VRF V-Series

Wide product lineup to meet a variety of needs

We can flexibly meet customer needs through a variety of offerings including wired and wireless individual remote controllers, central remote controllers that simultaneously control multiple indoor units, and a variety of convertors that link with other systems.

Control System Overview

For Split & Multi Split

All indoor units are provided with wireless or wired remote controllers as standard equipment. Other options, such as individual and central remote controllers, are also available. The easy-to-operate central remote controller makes it simple to control the operation mode, temperature, airflow volume, timer, and other functions of each indoor unit from a single location.

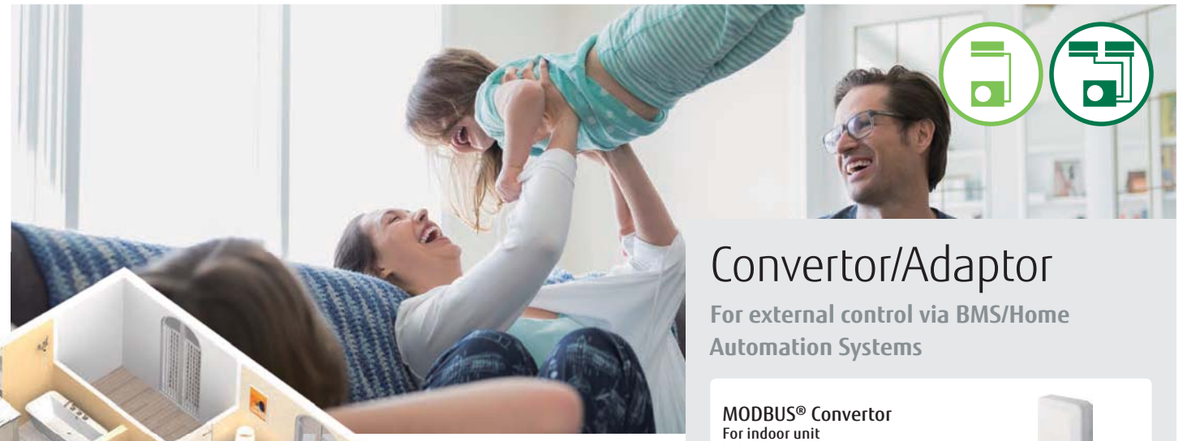

Air Conditioning
Individual Control

Wired Remote Controller

The room temperature can be controlled by detecting the temperature accurately from the built-in sensor

Wireless Remote Controller

Simple and sophisticated operations with a choice of 4 daily timers

Simple Remote Controller

Compact remote controller provides access to basic functions

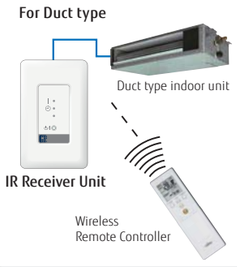

IR Receiver Unit

Necessary to control for all duct type by Wireless Remote Controller

Air Conditioning
Centralized Control

Central Remote Controller For 5-6 & 8 Rooms Multi

Central Remote Controller allows individual and central control

Convertor/Adaptor

For external control via BMS/Home Automation Systems

MODBUS® Convertor
For indoor unit
UTY-VMSX

MODBUS® Interface
For indoor unit
FJ-RC-MBS-1

KNX® Convertor
For indoor unit
UTY-VKSX

KNX® Interface
For indoor unit
FJ-RC-KNX-1i

Wireless LAN Interface
FJ-RC-WIFI-1

Network Convertor

(DC power supply)
UTY-VTGX

(AC power supply)
UTY-VTGXV

Online Control (Wireless Control via Smart Phone/Tablet)

By using our Wireless LAN Interface and FGLair app, you can control your home's cooling and heating anytime and anywhere.

Wireless LAN Interface

The exclusive Wireless LAN adaptor enables to operate the air conditioner by smartphone or tablet PC from outside.

Wireless LAN Interface
(USB)

+

FGLair™ Download Free App Store Google play

User friendly app

User friendly screen display facilitates easy operation.

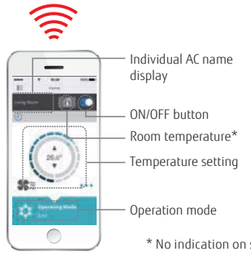

* No indication on some products.

Control System Overview

For VRF

User's needs are supported by offering a variety of controls, such as individual control, central control and building management control options.

Air Conditioning
Individual Control

Wired Remote Controller
(Touch panel)
UTY-RNRYZ3

Wired Remote Controller
UTY-RLRY

Simple Remote Controller
UTY-RSRY
UTY-RHRY
Without operation mode

Wireless Remote Controller
UTY-LNHY

IR Receiver Unit
UTB-YWC For Duct
NEW
UTY-TRHX
For 3D Flow Cassette/Duct
UTY-LRHYB1 For Cassette
UTY-LBHXD
For Circular Flow Cassette

Air Conditioning
Centralized Control

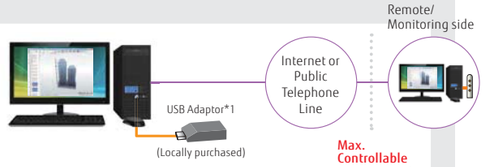

System Controller Software
UTY-APGXZ1/UTY-ALGXZ1 (Lite edition)
Max. Controllable 1600*2 indoor units

*1: USB Adaptor: Echelon® U10 USB Network Interface
*2: Lite edition is max. controllable 400 indoor units

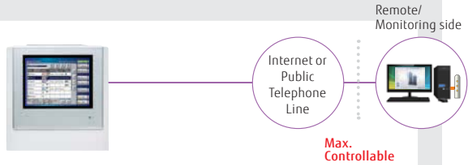

Touch Panel Controller
UTY-DTGYZ1
Max. Controllable 400 indoor units

NEW
Central Remote Controller
UTY-DCGYZ1
Max. Controllable 100 indoor units

Group Remote Controller
UTY-CGGY
Max. Controllable 8 Remote Controller Groups

Network Convertor
(For Group Remote Controller)
UTY-VGGXZ1

Convertor/Adaptor
For external control via BMS/Home Automation Systems

BACnet® Gateway
UTY-ABGXZ1 Software

BACnet® Gateway
UTY-VBGX Hardware

Network Convertor
(For LONWORKS®)
UTY-VLGX

MODBUS® Convertor For indoor unit
UTY-VMSX

MODBUS® Convertor
UTY-VMGX

KNX® Convertor For indoor unit
UTY-VKSX

KNX® Convertor For VRF
UTY-VKGX

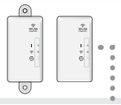

Wireless LAN Interface
UTY-TFSXZ1

External Switch Controller
UTY-TERX



BMS/BAS*3



BMS*3**, Home automation system**

*3: BMS/BAS: Building Management System/Building Automation System

Convertor/Adaptor
For system expansion

Network Convertor
(DC power supply)
UTY-VTGX

Network Convertor
(AC power supply)
UTY-VTGXV

Signal Amplifier
UTY-VSGXZ1

Best Control Solution for Each Property

Fujitsu General provides the best control solutions suitable for the various properties.

SHOP

Type	Individual Control	Centralized Control				Integrating Control (Interface)		
	Wired Remote Controller	Group Remote Controller	Central Remote Controller	Touch Panel Controller	System Controller	Network Convertor for LonWorks®	MODBUS® Convertor	KNX® Convertor
	UTY-RNRYZ3, UTY-RLRY, UTY-RVNYM	UTY-CGGY	UTY-DCGYZ1	UTY-DTGYZ1	UTY-APGXZ1, UTY-ALGXZ1	UTY-VLGX	UTY-VMGX	UTY-VKGX
Automatic control of A/C (Schedule timer, Weekly timer etc.)	●	●	●	●	●			
Limited control for staff (RC Prohibition, Room temp set point limitation etc.)			●	●	●	●	●	●
Group Control		●	●	●	●			
Advanced Energy Saving (Peak cut, Indoor unit rotation operation etc.)					●			
Remote Management			●	●	●			
Manage multiple sites			●	●	●			
Monitor energy consumption					●			
Control third party products					●			
Integrate FGL A/C into BMS						●	●	●

HOTEL

Type	Individual Control			Centralized Control				Integrating Control (Interface)				
	Wired Remote Controller	Simple Remote Controller	Wireless Remote Controller	Group Remote Controller	Central Remote Controller	Touch Panel Controller	System Controller	BACnet® Gateway	Network Convertor for LonWorks®	MODBUS® Convertor	KNX® Convertor	External Switch Controller
	UTY-RNRYZ3, UTY-RLRY, UTY-RVNYM	UTY-RSRY, UTY-RHRY, UTY-RSNYM	UTY-LNHY, UTY-LNTY, UTY-LNTX	UTY-CGGY	UTY-DCGYZ1	UTY-DTGYZ1	UTY-APGXZ1, UTY-ALGXZ1	UTY-ABGXZ1, UTY-VBGX	UTY-VLGX	UTY-VMGX	UTY-VKGX	UTY-TERX
Local control for hotel guest	●	●	●									
Centralized A/C control for common space				●	●	●	●	●	●	●	●	
Limited control for hotel guests					●	●	●	●	●	●	●	
Remote Management					●	●	●					
Advanced Energy Saving (Peak cut, Indoor unit rotation operation etc.)							●	●				
Monitor energy consumption							●					
Control third party products							●					
Integrate FGL A/C into BMS								●	●	●	●	
Interlock with window contact												●
Interlock with key-card												●

OFFICE

Type	Individual Control			Centralized Control				Integrating Control (Interface)				
	Wired Remote Controller	Simple Remote Controller	Wireless Remote Controller	Group Remote Controller	Central Remote Controller	Touch Panel Controller	System Controller	BACnet® Gateway	Network Convertor for LonWorks®	MODBUS® Convertor	KNX® Convertor	External Switch Controller
	UTY-RNRYZ3, UTY-RLRY	UTY-RSRY, UTY-RHRY, UTY-RSNYM	UTY-LNHY, UTY-LNTY, UTY-LNTX	UTY-CGGY	UTY-DCGYZ1	UTY-DTGYZ1	UTY-APGXZ1, UTY-ALGXZ1	UTY-ABGXZ1, UTY-VBGX	UTY-VLGX	UTY-VMGX	UTY-VKGX	UTY-TERX
Local control for office staff	●	●	●	●	●							
Automatic control of A/C (Schedule timer, Weekly timer etc.)	●		●	●	●	●	●	●				
Centralized A/C control for management					●	●	●	●	●	●	●	
Limited control for office staff (RC Prohibition, Room temp set point limitation etc.)					●	●	●	●	●	●	●	
Advanced Energy Saving (Peak cut, Indoor unit rotation operation etc.)							●	●				
Remote Management					●	●	●					
Energy Charge Apportionment						●	●	●				
Monitor energy consumption							●					
Control third party products							●					
Integrate FGL A/C into BMS								●	●	●	●	
Interlock with door contact												●
Interlock with human sensor for meeting room												●

Comparison Table of Controllers

Item															
		Wired Remote Controller (Touch panel)	Wired Remote Controller	Wired Remote Controller	Simple Remote Controller	Simple Remote Controller	Simple Remote Controller*1	Wireless Remote Controller	Wireless Remote Controller	Central Remote Controller (For 8 rooms Multi)	Group Remote Controller	Central Remote Controller	Touch Panel Controller	System Controller Lite Software	System Controller Software
Model name		UTY-RNRYZ3	UTY-RLRY	UTY-RVNYM	UTY-RSNYM	UTY-RSRY	UTY-RHRY	UTY-LNHY	UTY-LNTY, UTY-LNTX	UTY-DMMYM	UTY-CGGY	UTY-DCGYZ1	UTY-DTGYZ1	UTY-ALGXZ1	UTY-APGXZ1
Max. controllable remote controller groups		1	1	1	1	1	1	1	1	1	8	100	400	400	1600
Max. controllable indoor units		16	16	16	16	16	16	16	16	8	128	100	400	400	1600
Max. controllable groups		–	–	–	–	–	–	–	–	–	–	50	400	400	1600
Air conditioning control function	On / Off	●	●	●	●	●	●	●	●	●	●	●	●	●	●
	Operation mode setting	●	●	●	●	●	–	●	●	●	●	●	●	●	●
	Fan speed setting	●	●	●	●	●	●	●	●	●	●	●	●	●	●
	Room temp. setting	●	●	●	●	●	●	●	●	●	●	●	●	●	●
	Room temp. set point limitation	●	●	●	–	●	●	–	–	–	–	●	●	●	●
	Test operation	●	●	●	●	●	●	●	●	–	–	–	●	–	–
	Up/down air direction flap setting	●	●	●	–	●	●	●	●	–	–	●	●	●	●
	Right/left air direction flap setting	●	●	●	–	–	–	●	–	–	–	●	●	●	●
	Individual louver control	●	–	–	–	–	–	–	–	–	–	●*3	●	–	–
	Group setting	–	–	–	–	–	–	–	–	–	–	●	●	●	●
	RC prohibition	–	–	–	–	–	–	–	–	●	–	●	●	●	●
	Anti freeze setting	●	–	–	–	–	–	–	–	–	–	●	●	●	●
	Set temp. auto return	●	●	●	–	–	–	–	–	–	–	–	●	–	–
	Economy mode setting	●	●	●	–	–	–	●	●	●	–	●	●	●	●
	Human sensor control	●	–	–	–	–	–	–	–	●	–	–	●	●	●
Display	Error	●	●	●	●	●	●	–	–	●	●	●	●	●	●
	Defrosting	●	●	●	●	●	●	–	–	–	–	●	●	●	●
	Current time	●	●	●	–	–	–	●	●	●	●	●	●	●	●
	Day of week	●	●	●	–	–	–	–	–	–	●	●	●	●	●
	R.C. prohibition	●	●	●	●	●	●	–	–	●	●	●	●	●	●
	Address display	●	●	●	●	●	●	–	–	–	●	–	●	●	●
	Room temp	●	–	●	–	●	●	–	–	–	–	●*4	●*4	●*4	●*4
	Multi language	●	–	●	–	–	–	–	–	●	–	●	●	●	●
	Summer time	●	–	●	–	–	–	–	–	●	–	●	●	●	●
	Name registration	●	–	–	–	–	–	–	–	–	–	●	●	●	●
	Backlight	●	–	●	●	●	●	–	–	●	–	●	●	–	–
	2D floor layout / 3D building display	–	–	–	–	–	–	–	–	–	–	–	–	–	●
	Refrigerant leakage detection function	–	–	–	–	–	–	–	–	–	–	●	●	●	●
Timer	Schedule timer: Period	Week	Week	Week	–	–	–	–	–	Week	Week	Week	Year	Year	Year
	Schedule timer: On/off, Temp, Mode, Times per day	8	4	8	–	–	–	–	–	4	4	20	20	144	144
	On/off timer	●	●	●	–	–	–	●	●	–	–	–	–	–	–
	Sleep timer	–	–	–	–	–	–	●	●	–	–	–	–	–	–
	Program timer	–	–	–	–	–	–	●	●	–	–	–	–	–	–
	Auto off timer	●	●	●	–	–	–	–	–	–	–	●	●	–	–
	Day off	●	●	●	–	–	–	–	–	●	–	●	●	●	●
	Min. unit of timer setting (Minutes)	10・30	30	30	–	–	–	5	5	5	10	10	10	10	10
Control	Status monitoring system	–	–	–	–	–	–	–	–	–	–	●	●	●	●
	Electricity charge apportionment	–	–	–	–	–	–	–	–	–	–	–	○	○	●
	Error history	●	●	●	–	–	–	–	–	–	●	●	●	●	●
	Emergency stop	–	–	–	–	–	–	–	–	–	–	●*2	●*2	–	–
	Remote management	–	–	–	–	–	–	–	–	–	–	●	●	○	●
	Energy saving management	–	–	–	–	–	–	–	–	–	–	–	–	○	○
	E-mail notification for malfunction	–	–	–	–	–	–	–	–	–	–	●	●	●	●
	Key lock	● Child lock	● Child lock	● Child lock	–	–	–	–	–	● Child lock	● Child lock	● Password setting	● Password setting	● Password setting	● Password setting
	Low noise mode	–	–	–	–	–	–	–	–	●	–	–	●	●	●

*1 "Operation mode" setting is not available for this model. *2 This function is available only through external input control.
*3 Only individual airflow batch reset is mounted. *4 This function is available only when using wired remote controller.
●: Supported ○: Optional function –: Not supported yet

Wired Remote Controller (Touch Panel)

UTY-RNRYZ3

Max. Controllable
16 indoor units

Max. Controllable
1 Group

Easy operation by high-definition large STN-LCD touch panel screen

- Easy finger touch operation with LCD panel
- Built-in weekly/Daily timer (ON/OFF, Temp., Mode)
- Backlight enables easy operation in a darkened room
- Room temperature display
- Control up to 16 indoor units
- Corresponds to 12 different languages (English, Chinese, French, German, Spanish, Russian, Polish, Italian, Greek, Portuguese, Turkish and Dutch)
- 2-wire type

High performance and compact size

In addition to the individual control, weekly timer, and various energy saving controls can be realized using one remote controller only.

Accurate and comfortable control

Indoor temperature can be detected accurately by the inclusion of a thermo sensor in the body of the wired controller.

Various energy saving control

Custom Auto

- Maintains 2 separate set points for heating and cooling.
- Automatically changes mode between heating and cooling.

* This function is not available for some models.

Cooling set temp. 27℃, Heating set temp. 26℃

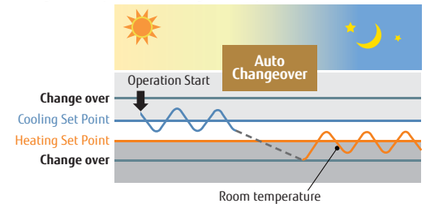

Auto OFF timer

- The indoor unit automatically is turned off when it reaches to the preset operating time frame.
- The time frame of the "Auto off timer" can be flexibly scheduled.
- Can be set off time 30 to 240 minutes

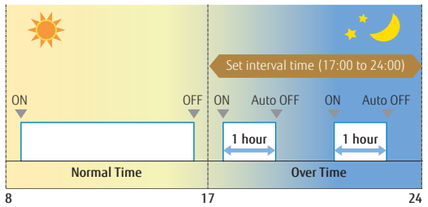

Ex.) At interval time hour (17:00 to 24:00) to prevent forgetting to turn off
Set off time : 1 hour

2 schedules Weekly Timer

Set Temperature Auto Return

Set Temperature Upper and Lower Limit Setting

Specifications

Model name	UTY-RNRYZ3
Power Source	DC 12 V
Dimensions (H × W × D) (mm)	120 × 120 × 20.4
Weight (g)	220

DC 12 V is supplied by the indoor unit.

Wired Remote Controller

UTY-RLRY

Max. Controllable
16 indoor units

Max. Controllable
1 Group

- Various timer setup (ON / OFF / WEEKLY) are possible.
- The room temperature can be controlled by detecting the temperature accurately with Built-in thermo sensor.
- When a failure occurs, the error code is displayed.
- Error history. (Last 16 error codes can be accessed.)
- 2-wire type

High performance and compact size

In addition to the individual control, weekly timer, and various energy saving controls can be realized using only one remote controller.

High visibility and easy operation

- "Mode", "Set Temp", and "Fan" are displayed at large size on the top screen.
- Each function to be set is indicated by an icon.
- Control guide is displayed and operation is simple and straightforward.



Specifications

Model name	UTY-RLRY
Power Source	DC 12 V
Dimensions (H × W × D) (mm)	120 × 120 × 17
Weight (g)	170

DC 12 V is supplied by the indoor unit.

Simple Remote Controller

UTY-RSRY / UTY-RHRY (Without operation mode)

Without operation mode

Compact remote controller provides access to basic functions

- Up to 16 indoor units can be controlled with one remote controller.
- Suitable for hotels or offices as it is easily operated with no complex functions.
- Stylish design: Simple design to match the stylish interior.
- Large LCD screen & simple operation buttons
- Backlight: White colored backlight on monitor enable easy operation in dark.
- 2-wire type

Max. Controllable
16 indoor units
Max. Controllable
1 Group

Corresponding to various applications

- **Vertical louver control:** Vertical air flow direction can be adjusted for Duct types with auto louver and Cassette types, which are installed in hotels and conference rooms, can be adjusted.

- **Room temperature set point limitation:** The Simple Remote Controller can manage to energy saving operation in small buildings without the central control unit.

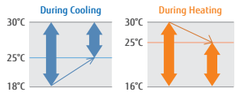

- **Built in room temperature sensor:** The Simple Remote Controller detects actual room temperature and controls room climate accuracy.

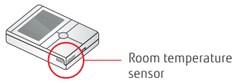

Simple Remote Controller

UTY-RSNYM, UTY-RSKY/UTY-RHKY (Without operation mode)

Without operation mode

Compact remote controller provides access to basic functions

- Up to 16 indoor units can be controlled with one remote controller.
- Suitable for hotels or offices as it is easily operated with no complex functions.
- Backlight enables easy operation in a darkened room.
- 3-wire type

Easy-to-use operation

- Provides access to basic operations, such as Start / Stop, Fan control, Operation mode switching, and Room temperature setting.
- A large On / Off button is provided in the centre of the remote controller for easy operation.
- Can be used jointly with other individual control unit.
- Following an error display, diagnostics can be carried out on the controller.

Max. Controllable
16 indoor units
Max. Controllable
1 Group

Specifications

Model name	UTY-RSRY	UTY-RHRY	UTY-RSNYM, UTY-RSKY	UTY-RHKY
Power Source	DC 12 V	DC 12 V	DC 12 V	DC 12 V
Dimensions (H × W × D) (mm)	120 × 75 × 19.4	120 × 75 × 19.4	120 × 75 × 19.4	120 × 75 × 14
Weight (g)	120	120	120	90

DC 12 V is supplied by the indoor unit.

MODBUS® Convertor for Indoor Unit

UTY-VMSX

Max. Connectable
1 Single indoor unit

The MODBUS Convertor allows a complete integration of air conditioners into MODBUS Networks.

- Simple installation due to small and compact size.
- No separate external power supply required.
- The MODBUS Convertor must be connected one by one in the indoor unit.
- The MODBUS Controller permits central monitoring and control of air conditioners from BMS/Central/Home Controller.

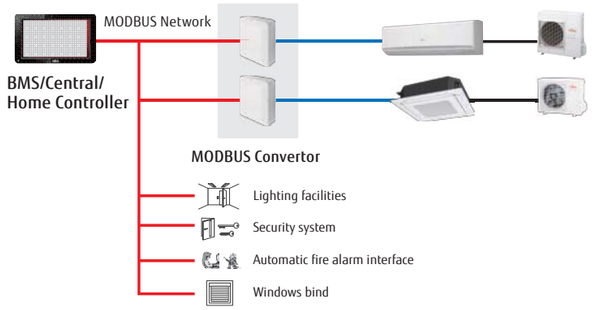

Basic control

- Turning the units on and off
- Mode control (Heat, Cool, Dry, Auto, Fan)
- Fan speed setting
- Louver position (Airflow direction setting)
- Room temperature setting and display
- Economy mode setting
- Error status

Easy Installation

Flexible installation locations with neat wirings are feasible since no power supply cable is used in the convertor.

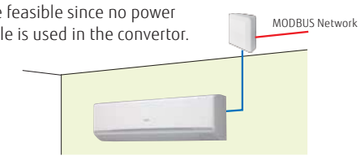

KNX® Convertor for Indoor Unit

UTY-VKSX

Max. Connectable
1 Single indoor unit

KNX Convertor is useful for individual control of indoor.

- New KNX Convertor enables to connect central/home controller and Fujitsu General indoor unit.
- Compact and light weight design

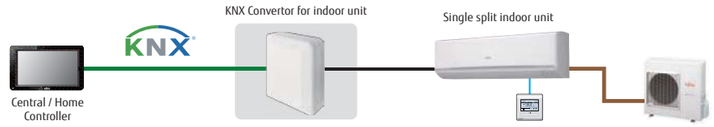

Specifications

Model name	UTY-VMSX
Power supply	DC 12 V
Input Power (W)	Max. 1.2
Dimensions (H×W×D)(mm)	140 × 117 × 43
Weight (g)	200
Maximum Connectable indoor unit number per 1 MODBUS Convertor	1

Modbus communication specifications

Transfer mode	RTU mode
Communication speed	9600/19200bps
Data bit	8
Parity	even/odd/none
Stop bit	1/2 (no parity)
Network	RS485
Maximum cable length	1000m (3280 ft)

Model name	UTY-VKSX
Power supply	DC 12 V
Power consumption (W)	0.6
Dimensions (H×W×D)(mm)	140 × 117 × 43
Weight (g)	215

Wireless LAN Interface

UTY-TFNXZ1 / UTY-TFSXZ1, UTY-TFSXW1, UTY-TFSXF2

NEW

USB type for single split models
UTY-TFSXF2

UTY-TFNXZ1 / UTY-TFSXZ1,
UTY-TFSXW1

Max. Connectable
1 Single indoor unit

- It is the most advanced solution to remotely manage an Air Conditioning system using all sort of mobile devices such as Smartphones, and tablets.
- No separate external power supply required
- Can be used for single indoor units and multi system indoor units

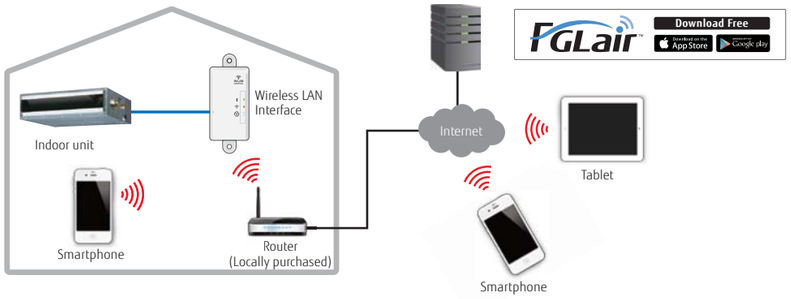

Basic control

- Turning the units on and off
- Mode control (Heat, Cool, Dry, Auto, Fan)
- Fan speed setting
- Louver position (Airflow direction setting)
- Timer operation setting (Weekly timer)
- Economy mode setting

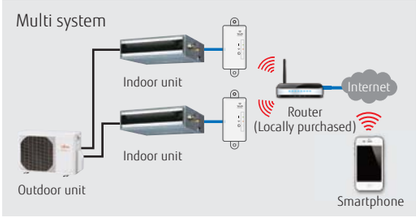

Multiple air conditioning management

- Multiple air conditioning management at difference locations.

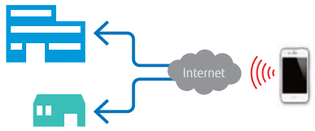

Error display & E-mail notification

- Alerts e-mail notification
- Air conditioning malfunction display
- It enables rapid service response when error occurs.

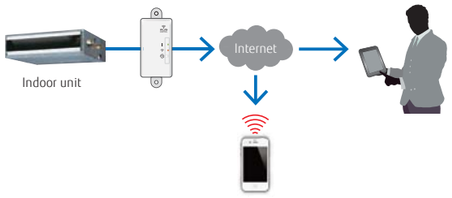

NEW

Wireless LAN Interface (USB type)

UTY-TFSXF2

New compact USB type is available. Specialized installation work is not required and it can be installed to indoor unit easily.

Specifications

Model name	UTY-TFNXZ1 / UTY-TFSXZ1	UTY-TFSXW1	UTY-TFSXF2
Dimensions (H × W × D) (mm)	71 × 38 × 15	71 × 38 × 15	56.7 × 34 × 9.72
Weight (g)	35	35	30

External Switch Controller

UTY-TERX

Max. Controllable
1 group

Air conditioner switching can be controlled by connecting other sensor switches

- In combination with a field supply Card-Key Switch or other sensor, the External Switch Controller allows control of the ON / OFF, Room temperature, Fan speed and Master control functions. This makes this product suitable for installations such as hotel rooms.
- Card-key or other sensor switches are available as a locally purchased parts.
- The set temperature can be specified at two points for cooling and heating individually (4 points).

Installation example

Human sensor catches movements of people in a room, and operates with lower capacity when people come back to the room, it automatically returns to previous operation mode.

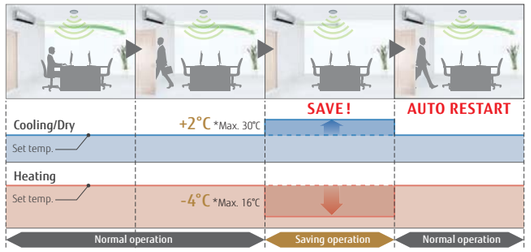

Human sensor equipment needs to be purchased locally.
Human sensor is not mounted on the External Switch Controller.

Specifications

Model name	UTY-TERX
Power Supply	DC 6.5-16 V
Dimensions (H × W × D) (mm)	140 × 117 × 43
Weight (g)	250

DC 12 V is supplied by the indoor unit.

Network Convertor for Single Split

UTY-VTGX / UTY-VTGXV

UTY-VTGX
DC power supply type

UTY-VTGXV
AC power supply type

Max. Controllable
16
single indoor units

Max. Controllable
1 Group

Max. Controllable
100
Network Convertors

- The network convertors are required when connecting single split system to VRF network system.
- Compact and light weight design
- Connectable to both types of 2-wire and 3-wire remote controllers

Installation example.

- 2 types of 1 remote controller type and 2 remote controllers type are available.
- Power supply (AC220-240V, 50/60 Hz) is required for 2 remote controllers type.

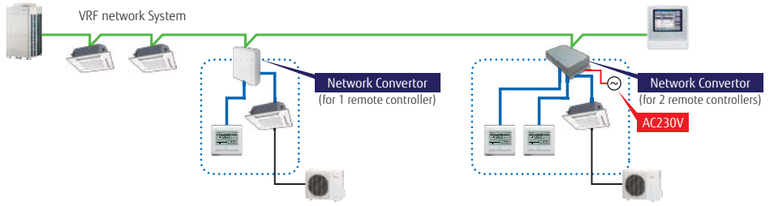

- 2-wire and 3-wire type of the wired remote controller can be connectable.

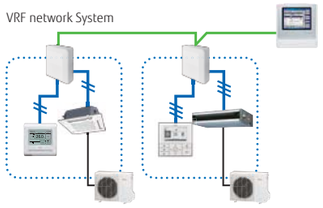

- A central control can be provided for the single split systems. (Up to 100 units of Network Convertor is connectable in one VRF network system)

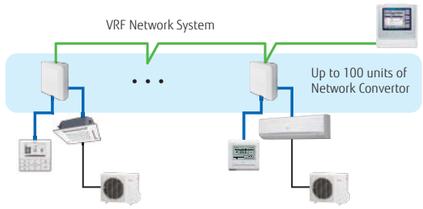

Specifications

Model name	UTY-VTGX		UTY-VTGXV
Power Supply	polar 3-wire DC 12 V	non-polar 2-wire DC 12 V	220-240 V 50/60 Hz
Input power (W)	Max. 1.2		Max. 3
Dimensions (H × W × D) (mm)	140 × 117 × 43		54 × 260 × 150
Weight (g)	250		1,100

Wired Remote Controller

UTY-RVNYM

Max. Controllable
16 indoor units

Max. Controllable
1 Group

Hi-grade individual control using various functions.

- 3.7-inch LCD backlight screen.
- Supporting various Energy Saving functions with simple operation.
- Multiple Language Support.
  (English, German, French, Spanish, Russian, Portuguese, Italian, Greek, and Turkish)

High visibility and Easy operation

- Icon display of effectual functions.
- Main functions in large icons: "Mode", "Set Temp", and "Fan".
- Easy to operate by Control guide display.
- Simple operation with easy 4-way navigation pad.



High performance and compact size

- In addition to the individual control, various energy saving controls can be realized using only one remote controller.

Various energy saving control

Weekly Timer function

- Can be set up to 8 times per day (On/Off, mode, Temp)
- 2 pattern settings(i.e. Summer/Winter setting) are available.

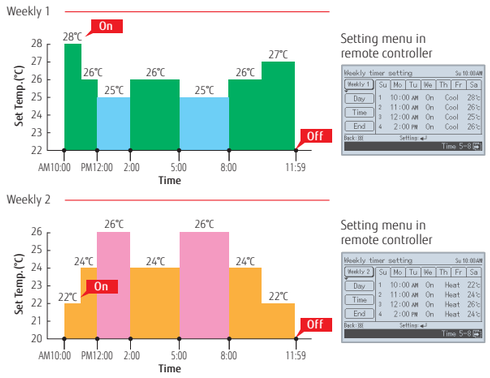

Auto OFF Timer

- Set Temperature Auto Return
- Set Temperature Upper and Lower Limit Setting

Specifications

Model name	UTY-RVNYM
Power Source	DC 12 V
Dimensions (H × W × D) (mm)	120 × 120 × 21.3
Weight (g)	220

DC 12 V is supplied by the indoor unit.

Wired Remote Controller

UTY-RNNYM

- Simple operation with Built-in Weekly / Daily Timer.
- Control up to 16 indoor units.
- Up to 2 wired remote controllers can be connected to a single indoor unit.

Max. Controllable
16 indoor units

Max. Controllable
1 Group

Accurate and comfortable

Indoor temperature can be detected accurately by the inclusion of a thermo sensor in the body of the wired controller. This wired remote controller and the optional remote sensor allows flexibility in sensor location, suitable for all requirements.

Example of changing sensor

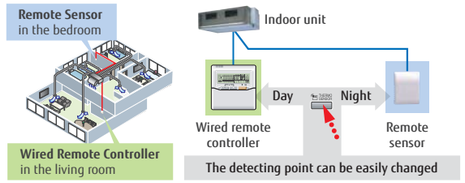

Displayed temperature is set temperature.

Built-in timers

Weekly timer: Possible to set ON/OFF time to operate twice each day of the week.
Setback timer: Possible to set temperature for two times spans and for each day of the week.
At "Weekly timer" + "Set back timer" setup

Wireless Remote Controller

UTY-LNTY, UTY-LNTX

Max. Controllable
1 indoor units

Max. Controllable
16 Group

Selectable
4 daily timers

Simple and sophisticated operations with a choice of 4 daily timers

- A single controller controls up to 16 indoor units.

Built-in timers

4 timer programs: On / Off / Program / Sleep
Program timer: Operates ON/OFF timer once within 24 hours
Sleep timer: Corrects the set temperature automatically during sleep time

Easy installation and operation

Code selector switch prevents indoor unit mix-up (up to 4 codes)
Wide and precise transmitting range

Specifications

Model name	UTY-RNNYM	UTY-LNTY/UTY-LNTX
Power Source	DC 12 V	DC5V
Dimensions (H × W × D) (mm)	120 × 120 × 18	145 × 90 × 30
Weight (g)	160	150

DC 12 V is supplied by the indoor unit.

IR Receiver Unit for Duct

UTY-LRHYM, UTY-LBTYM

UTY-LRHYM

UTY-LBTYM

Duct type indoor units can be controlled with Wireless Remote Controller

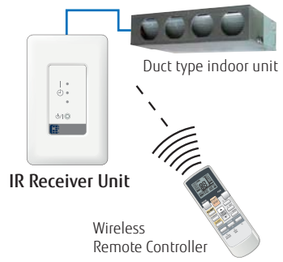

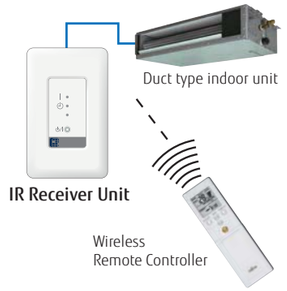

IR Receiver Unit for Cassette

UTY-LRHYA2, UTY-LBTYC

UTY-LRHYA2

UTY-LBTYC

Cassette type indoor unit can be controlled with Wireless Remote Controller

Specifications

Model name	UTY-LRHYM	UTY-LBTYM	UTY-LRHYA2	UTY-LBTYC
Battery	DC5V	DC5V	DC5V	DC5V
Dimensions (H × W × D) (mm)	145 × 90 × 30	145 × 90 × 30	193.9 × 193.9 × 31.2	193.9 × 193.9 × 31.2
Weight (g)	150	150	140	140

DC 12 V is supplied by the indoor unit.

Central Remote Controller

UTY-DMMYM

For 5-6 Rooms Multi, 8 Rooms Multi

- Batched control of up to 8 indoor units. The temperature, airflow volume, and remote control prohibition settings of all indoor units can be batched.
- Corresponds to 9 different languages (English, German, French, Spanish, Russian, Portuguese, Italian, Greek, and Turkish)
- Large backlight LED screen
- Large easy-to-see operation panel

Max. Controllable
1 multi system

Max. Controllable
8 indoor units

System configuration

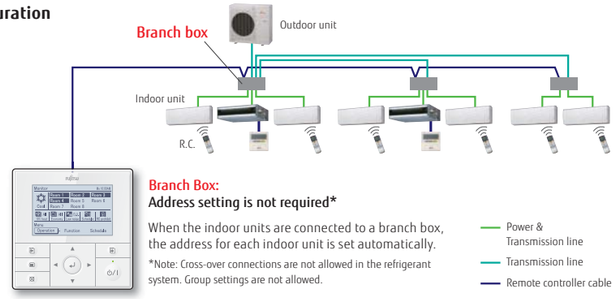

Central Remote Controller Functions

Weekly schedule timer
The ON/OFF setting can be set for 4 times a day. Two weekly patterns can be set to match the cooling and heating seasons.

Low noise operation
Users can choose from 4 low noise levels, depending on the installation environment. The operation time can be set using the timer.

10°C heat operation
When you leave, minimum heating operation is performed to maintain the room temperature (maintain at 10°C).

Economy operation
Economy operation is energy saving, as the set temperature of indoor unit is shifted by 1°C and the maximum electric value of the outdoor unit is suppressed.

Prohibited Settings
The remote controller operation of all indoor units comes with a lock function to prevent unapproved operations in the various rooms. The central remote controller also has a key lock function to prevent children from playing with it, etc.

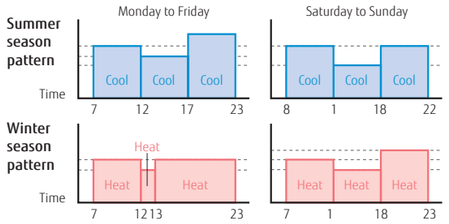

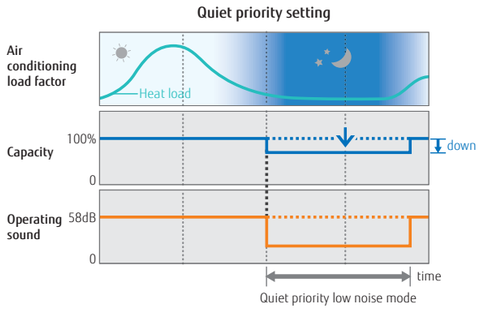

Specifications

Model name	UTY-DMMYM
Power Source	DC 12 V
Dimensions (H × W × D) (mm)	120 × 120 × 21.3
Weight (g)	220

DC 12 V is supplied by the indoor unit.

MODBUS® Interface

FJ-RC-MBS-1

The MODBUS Interface allows a complete integration of air conditioners into MODBUS Networks.

- Simple installation due to small and compact size.
- No separate external power supply required.
- The MODBUS Interface permits central monitoring and control of air conditioners from BMS.

Max. Connectable
1 Single indoor unit

Max. Controllable
1 Group

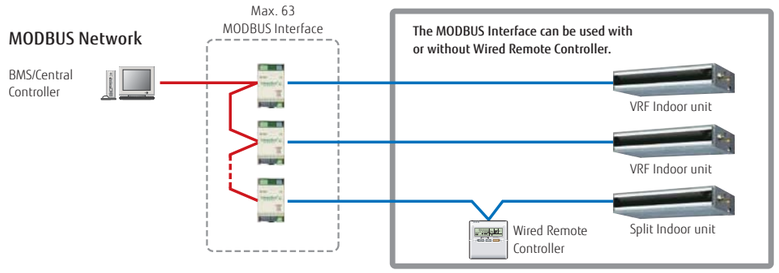

KNX® Interface

FJ-RC-KNX-1i

The KNX Interface allows a complete integration of air conditioners with KNX Network systems.

- Simple installation due to small and compact size.
- No separate external power supply required (just KNX bus power).
- Can be used for single indoor units and group controlled (up to 16) indoor units.

Max. Connectable
1 Single indoor unit

Max. Controllable
1 Group

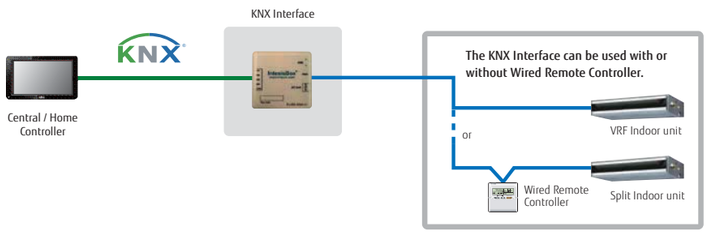

Specifications

Model name	FJ-RC-MBS-1	FJ-RC-KNX-1i
Dimensions (H × W × D) (mm)	93 × 53 × 58	70 × 70 × 28
Weight (g)	85	70

Wireless LAN Interface

FJ-RC-WIFI-1

Max. Connectable
1 Single indoor unit
Max. Controllable
1 Group

IntesisHome®

- It is the most advanced solution to remotely manage an Air Conditioning system using all sort of mobile devices such as Smartphones, Tablets and PC
- No separate external power supply required
- Can be used for single indoor units and group controlled (up to 16) indoor units

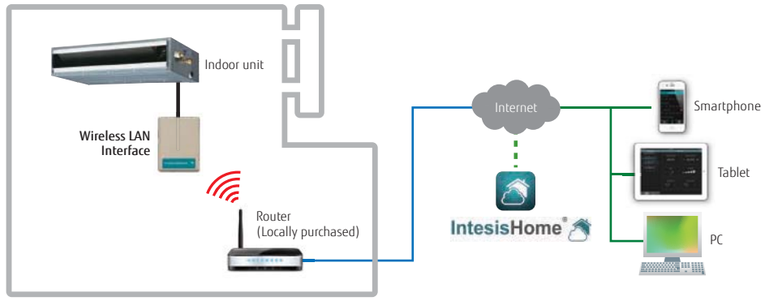

Basic control

- Turning the units on and off
- Mode control (Heat, Cool, Dry, Auto, Fan)
- Fan speed setting
- Louver position (Airflow direction setting)
- Room temperature display
- Set temperature control
- Multi Language
- One Scene and Timer

(Application screen image)

Advanced control (Optional functions)

- Climate working modes (ECO, Comfort, Powerful) (future release)
- Schedule functions (ON/OFF, Modes, Set point temperature, Fan Speed, Louver position)
- Set temperature limitation (future release)
- Multiple Scenes & Timers and Calendar function

Notifications and history

- Alerts e-mail notification (future release)
- Air conditioning malfunction alerts
- Connectivity monitoring and alerts
- History (future release)

Specifications

Model name	FJ-RC-WIFI-1
Dimensions (H × W × D) (mm)	108 × 70 × 28
Weight (g)	80

Wireless Remote Controller

UTY-LNHY

Max. Controllable
16 indoor units
Max. Controllable
1 Group
Selectable
4 daily timers

Simple and sophisticated operations with a choice of 4 daily timers

- A single controller controls up to 16 indoor units.

Built-in timers

4 timer programs: On / Off / Program / Sleep
Program timer: Operates ON/OFF timer once within 24 hours
Sleep timer: Corrects the set temperature automatically during sleep time

Easy installation and operation

Code selector switch prevents indoor unit mix-up (up to 4 codes)
Wide and precise transmitting range

IR Receiver Unit for Duct

UTB-YWC, UTY-TRHX

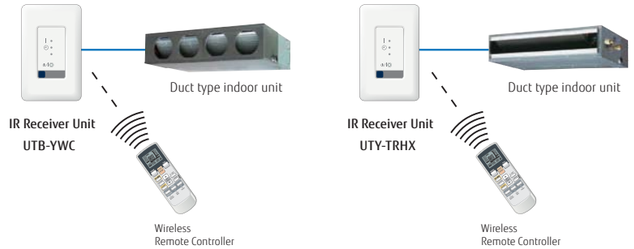

*The wireless remote controller (Model: UTY-LNHY) is necessary separately

Duct type* indoor units can be controlled with Wireless Remote Controller

*Only Large Airflow Duct can not be connected to IR Receiver Unit.

IR Receiver Unit for Cassette

UTY-LRHYB1, UTY-LBHXD, UTY-TRHX

*The wireless remote controller (Model: UTY-LNHY) is necessary separately

Cassette type indoor unit can be controlled with Wireless Remote Controller

Specifications

Model name	UTY-LNHY	UTB-YWC	UTY-LRHYB1	UTY-LBHXD	UTY-TRHX
Battery	1.5 V (R03 / LR03 / AAA)×2	DC 5 V	DC5V	DC5V	DC 5 V
Dimensions (H × W × D) (mm)	170 × 56 × 19	145 × 90 × 30	193.9 × 193.9 × 31.2	193.9 × 193.9 × 31.2	145 × 90 × 30
Weight (g)	85	150	140	140	150

DC 12 V is supplied by the indoor unit.

Group Remote Controller/Network Convertor

UTY-CGGY / UTY-VGGXZ1

Group Remote Controllers
UTY-CGGY

Network Convertor
UTY-VGGXZ1
For Group Remote Controller

Max. Controllable
8
remote
controller groups

Max. Controllable
92 indoor units in
8 Groups

Max. Controllable
2 refrigerant circuits

Group control of indoor units with simple operation

- Up to 8 remote controller groups can be controlled by one Group Remote Controller.
- Up to 64 Group Remote Controllers can be connected in one VRF network system.
- Network Convertor is required to connect Group Remote Controllers to a VRF network system. (Network Convertor allows up to 4 Group Remote Controllers)
- 3-wire type

Control up to 8 remote controller groups

- Single Group Remote Controller controls and monitors up to 8 remote controller groups.

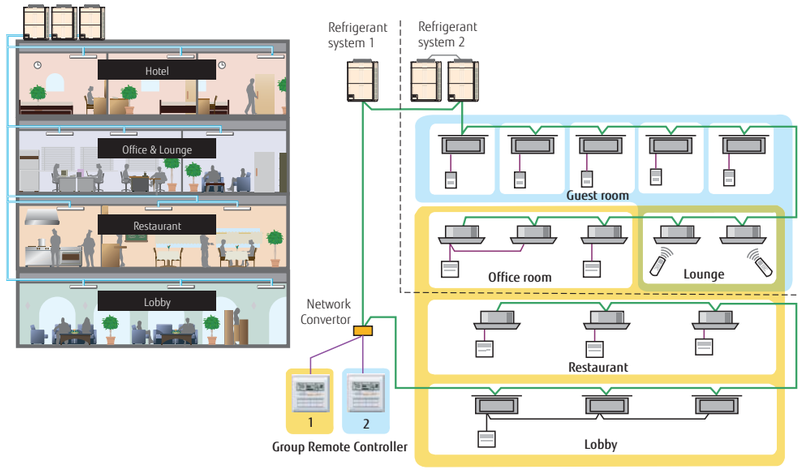

Group Remote Controller 1:
To control office room, lounge, restaurant and lobby (8 remote controller groups)

Group Remote Controller 2:
To control guest room and lounge (7 remote controller groups)

High performance and compact size

ON / OFF, Operating mode, Room temperature and Fan speed setting can be controlled / monitored centrally or individually.

Central control + ON/OFF control + Weekly timer →

Built-in weekly timers

The weekly timer is provided as a standard function.

Specifications

Model name	UTY-CGGY
Power Supply	DC 12 V
Dimensions (H × W × D) (mm)	120 × 120 × 18
Weight (g)	200

DC 12 V is supplied by the indoor unit.

Model name	UTY-VGGXZ1
Power Supply	208-240 V 50/60 Hz, Single phase
Power Consumption (W)	6.5
Dimensions (H × W × D) (mm)	67 × 288 × 211
Weight (g)	1,500

Central Remote Controller

UTY-DCGYZ1

NEW

Max. Controllable
100 indoor units

Max. Controllable
50 groups

For small- and medium-sized buildings and tenants

- Individual control and monitor of 100 indoor units
- 7.0inch TFT color screen
- High visibility and easy operation
- Supports 12 different languages (English, Spanish, German, French, Italian, Russian,Portuguese, Turkish, Polish, Greek, Dutch, Chinese)

Easy operation

- The new central remote controller realized an intuitive operation feeling by touch panel operation.
- All functions can be accessed from the top screen and the following operations are displayed at pop-up window.

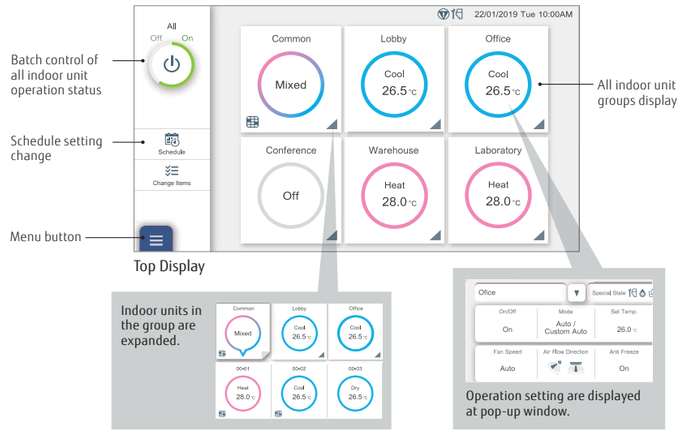

Trouble support function

Display error details
Display descriptive explanation when an error occurs

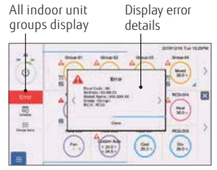

Sensor value monitoring function
Monitor sensor data of indoor unit / outdoor unit, send mail

Notify room temperature by email*
Notify by e-mail when the temperature around the air conditioner is too high or too low

*:This function is available only when using wired remote controller.

Remote monitoring / Remote operation

New central remote controller can control your tenant's air conditioner anytime and anywhere.

Example
- Control / Monitoring Fujitsu air conditioner
- Error notification by E-mail



Specifications

Model name	UTY-DCGYZ1
Power Supply	100-240 V 50/60 Hz
Dimensions (H × W × D) (mm)	134.6 × 216.2 × 37.9
Weight (g)	800

Touch Panel Controller

UTY-DTGYZ1

- Large-sized 7.5-inch TFT color
- LCD Easy finger touch operation
- Stylish shape and design to suit all application
- Up to 400 indoor units can be controlled
- Selectable 2 display types (Icon / List) in monitoring mode
- Supports 7 different-languages ,English, Chinese, French, German, Spanish, Russian, Polish.
- Mounted with LAN interface for remote control & operation, external input / output with emergency stop and batch ON / OFF

Max. Controllable
400 indoor units

Max. Controllable
100 outdoor units

Max. Controllable
400 groups

Easy Operation

- Wide range of simple-to-understand icons
- Operation can be selected using your finger or the dedicated touch pen by pressing the appropriate on-screen icon.
- Back color identifies current control operation blue for monitoring, green for operational control.

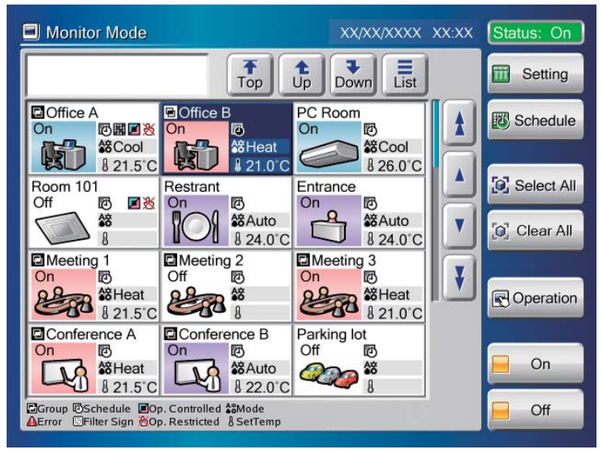

Easy maintenance

- Flat touch screen is easily cleaned
- Non-glare coating on touch panel controller minimizes fingerprint marking
- Easy-to-remove front cover

Easy installation

- Touch Panel Controller is easily mounted to the wall.
- Flat back surface allows to be installed wherever it is needed.
- No additional component is required for installation

Up to 400 indoor units can be controlled

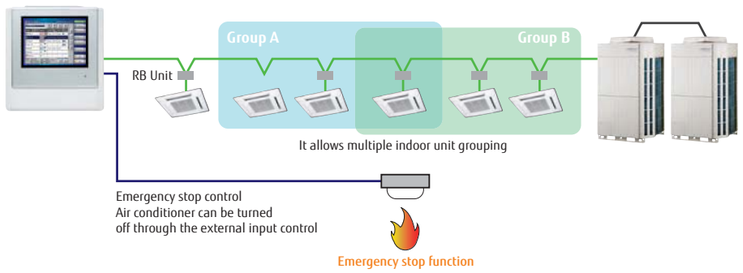

Features: Touch Panel Controller

Control & monitoring

- Control and monitor Fujitsu's air conditioner via LAN or Internet.
- Allow user or tenant to manage only assigned equipment by their PC or tablet from anywhere.
- Error contents are notified automatically by E-mail at error occurrence to handle the trouble promptly.

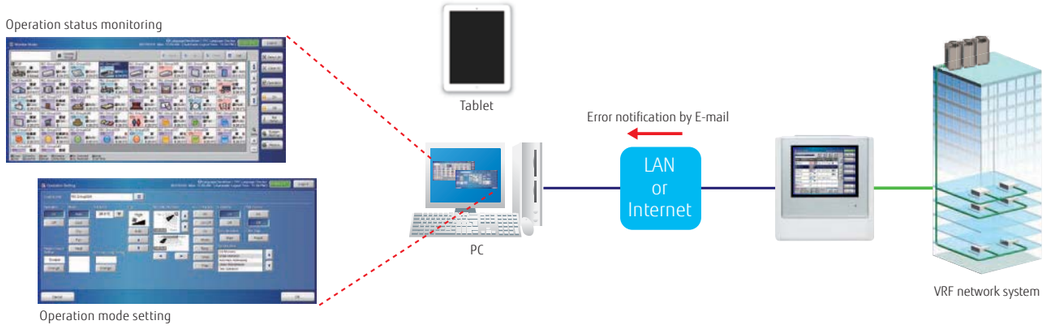

Smart Phone

Model name	Browser
Nexus 6P (Android 7.1.1)	Google Chrome 5.5
iphone 7 (iOS 10.1)	Safari 10

Tablet

Model name	Browser
iPad Pro 9.7 inch (iOS 10.2.1)	Safari 10

Flexible access permission for Point each level user.

Administrator can register multiple user to permit which indoor unit(s) and which function can access.

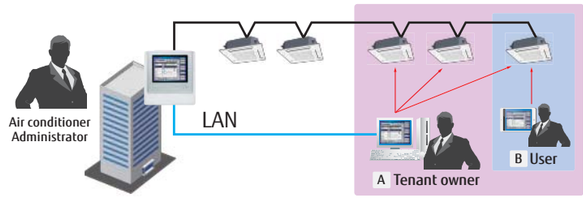

A : Account ID for Tenant owner B : Account ID for User

Additional languages function

Corresponds to 7 different languages, English, Chinese, French, German, Spanish, Russian, Polish as standard.
Additional language can be integrated on remote device by creating language database.
Additional language is displayed on only the remote device, and Touch Panel Controller cannot be added other languages.

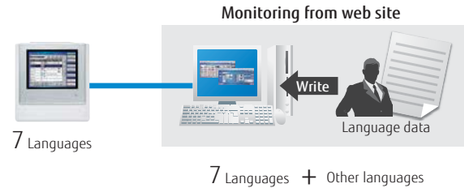

Electricity charge apportionment

(Option: UTY-PTGXA)

- Electricity charge apportionment can be performed easily for the power consumed when billing users for air conditioning power charges.

- Apportionment charge/bill calculation
- Tenant (block) setting
- Common facilities apportionment setting
- Rated power consumption allotment setting
- Individual calculation at cooling and heating
- Electricity meter supported

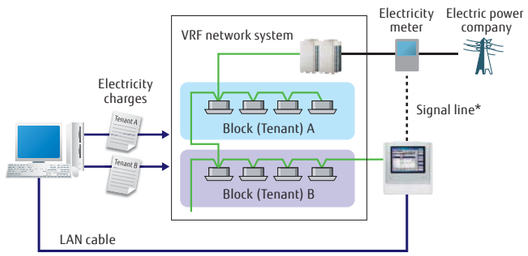

*: Electricity meter (1unit) can be connected to external input connector of the TPC unit. In this case, electricity meter cannot be connected to outdoor unit simultaneously.

Features: Touch Panel Controller

Automatic summer time setting

Providing function

1) Schedule setting of summer time setting
- It prevents the user from forgetting to set summer time. In addition, it reduces the time and labor of user.

Automatic clock adjustment

2) The time setting of each controller can be set in batch automatically.

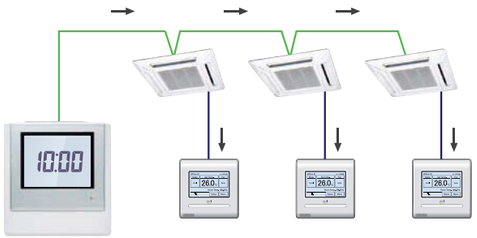

Outdoor low noise operation

Users can choose from 4 low noise levels, depending on the installation environment.
The operation time can be set using the timer.

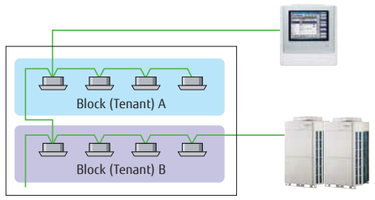

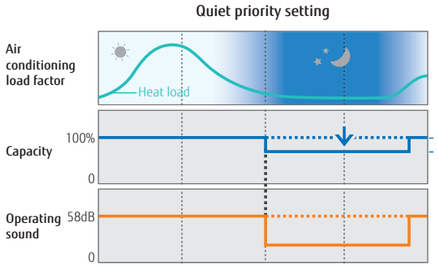

Various energy saving control

Custom Auto
- Maintains 2 separate set points for heating and cooling.
- Automatically changes mode between heating and cooling.

* This function is not available for some models.

Cooling set temp. 28˚C, Heating set temp. 18˚C

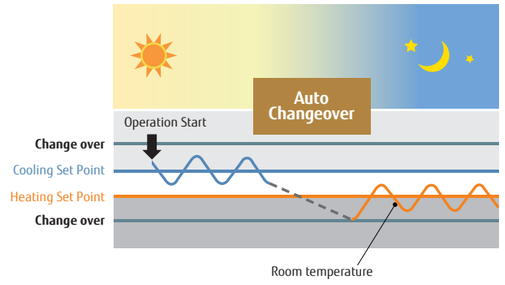

Refrigerant leakage detection function

The refrigerant leak condition is indicated by the management equipment, and if refrigerant leakage occurs, it is displayed as a pop-up, the user is notified, and the refrigerant is shut off.

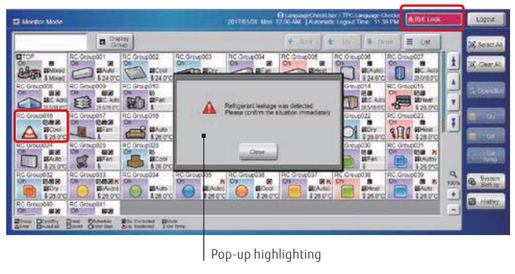

FUNCTIONS SUMMARY

	UTY-DTGYZ1	Monitoring side
Air conditioning control function		
On / Off	●	●
Operation mode setting*	●	●
Fan speed setting	●	●
Room temp. setting	●	●
Room temp. set point limitation	●	●
Test operation	●	●
Up/down air direction flap setting	●	●
Right/left air direction flap setting	●	●
Individual louver control	●*1	●
Group setting	●	●
RC prohibition	●	●
Anti freeze setting	●	●
Set temp. auto return	–	●
Various energy saving control	–	●
Economy mode setting	●	●
Human sensor control	–	●
Display		
Error	●	●
Defrosting	●	●
Current time	●	●
Day of week	●	●
R.C. prohibition	●	●
Cooling/heating priority	●	●
Address display	●	●
Room temp	●*3	●*3
Multi language	●	●
Summer time	●	●
Time zone setting	●	●
Name registration	●	●
Backlight	●	●
Language setting	7	7+other
Filter sign reset	●	●
Memory operation	●	●
Refrigerant leakage detection function	●	●

●: Supported ○: Optional function –: Not supported yet
*1 Only setting cancellation can be operated.
*2 This function is available only through external input control.
*3 This function is available only when using wired remote controller.

		UTY-DTGYZ1	Monitoring side
Timer			
Schedule timer	Period	Year	Year
	On/off, Temp, Mode, Times per day	20	20
On/off timer		–	–
Sleep timer		–	–
Program timer		–	–
Auto off timer		–	●
Day off		●	●
Min. unit of timer setting (Minutes)		10	10
Control			
Status monitoring system		●	●
Electricity charge apportionment		○	○
Error history		●	●
Emergency stop		●*2	●*2
Remote management		–	●
Energy saving management		–	–
E-mail notification for malfunction		–	●
Key lock		● Password setting	–
Low noise mode		●	●

Specifications

Model name	UTY-DTGYZ1
Power Supply	100-240 V 50/60 Hz, Single phase
Dimensions (H × W × D) (mm)	260 × 246 × 54
Weight (g)	2,150
Interface	Transmission/LAN/USB/EXT IN/EXT OUT/Reset SW

System Controller

UTY-APGXZ1 Software

Max. Controllable
4 VRF network systems

Max. Controllable
400 outdoor units

Max. Controllable
1,600 indoor units

System Controller realizes the advanced integrated monitoring & control of VRF network system from small scale buildings to large scale buildings.

- Up to a maximum of 4 VRF network systems, 1600 indoor units, and 400 outdoor units can be controlled.
- In addition to air conditioning precision control function, central remote control, electricity charge calculation, schedule management, and energy saving functions are strengthened and building manager and owner needs are met.
- Corresponds to 7 different languages (English, Chinese, French, German, Spanish, Russian, Polish)

System Controller Lite

UTY-ALGXZ1 Software

Max. Controllable
1 VRF network systems

Max. Controllable
100 outdoor units

Max. Controllable
400 indoor units

System Controller Lite has standard functions sufficient for air conditioner management in small and medium scale buildings .

- Up to a maximum of 1 VRF network system, 400 indoor units, and 100 outdoor units can be controlled.
- In addition to air conditioning precision control function, a variety of management software is available as an option to give customers a wide range of choice.
- Corresponds to 7 different languages (English, Chinese, French, German, Spanish, Russian, Polish)

High visibility and Easy operation

Click & Operate: The property is shown visually from the perspective most suitable for operation and operated accordingly (Click & Operate). You can select from among the 4 displays of site, building, floor, or list.

Freely define groups for batched control: Indoor units can be freely grouped for simple batched control from a tree menu. Grouping by hierarchal structure, such as by section, division or department is possible.

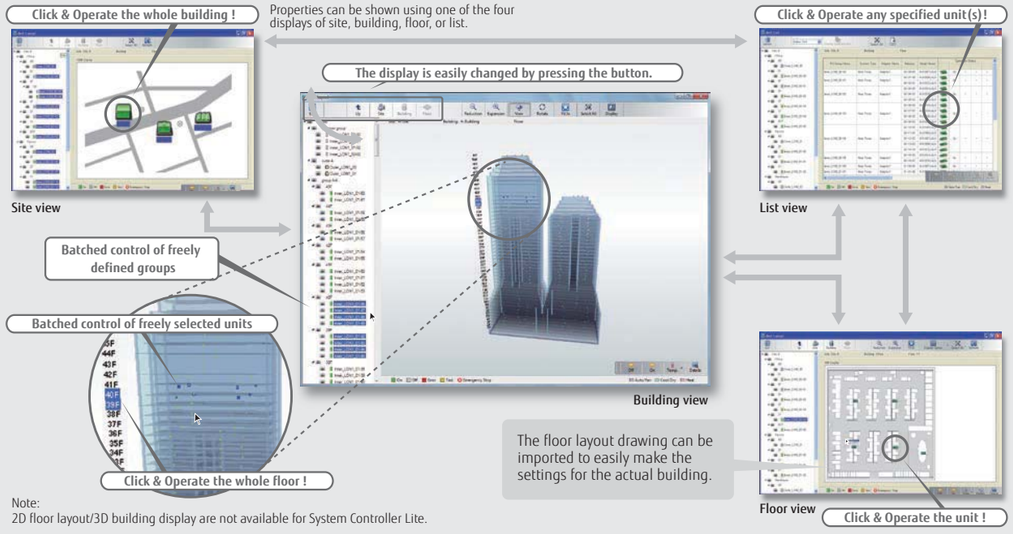

Note:
2D floor layout/3D building display are not available for System Controller Lite.

Features: System Controller/System Controller Light

3rd party devices connected by Modbus can be controlled.

Standard for System Controller Option for System Controller Lite UTY-PLGXX2

When Modbus Adaptor (locally purchased) is connected to PC, the electric facilities supported by Modbus can be controlled centrally. Wasteful electricity charge by forgetting to turn off and patrol activities can be reduced in the entire building.

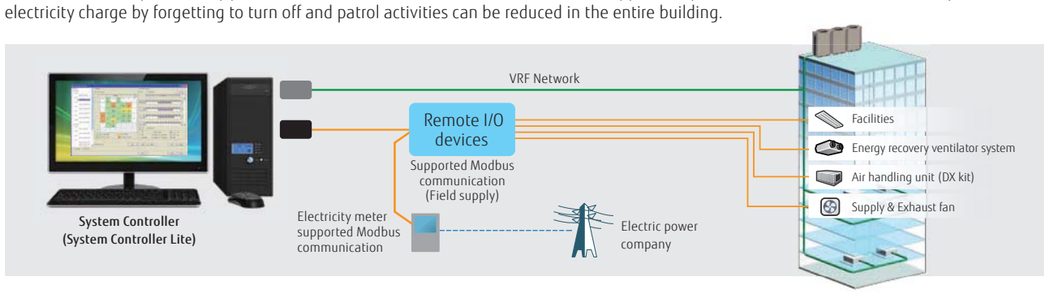

Diverse operation management & Data management

Standard for System Controller and System Controller Lite

Schedule management

- Annual schedules can be set for each remote controller group / user defined group.
- Start / stop, operating mode, remote controller prohibition, and temperature settings can be set up to 143 times per day at 10 minute intervals for up to 101 configurations for each remote controller group.
- Settings can be made for periods straddling midnight.
- Allows programming of special settings for holidays, including public holidays, for a complete year.
- Low noise operation of outdoor unit can be scheduled.

Diverse control of indoor unit and outdoor unit

- Indoor unit operation state, operation mode, etc. are displayed
- Indoor unit start / stop and operation mode switching
- Room temperature set point limitation
- Outdoor unit low noise setting

Remote controller prohibition

This prohibits changes to the operation mode, temperature, start/stop, etc.

Error display & E-mail notification

Error is notified with popup message, audible sound and E-mail real time when error occurs. Errors for the past 1 year are logged and can be reviewed later.

Operating & control record

Displays the history of operation status and control.

Data base import/export

Imports/exports registration data, layout data, and image data. Only the administrator can make this setting.

Automatic clock adjustment

The time setting of each controller can be set in batch automatically.

Electricity charge apportionment

Standard for System Controller
Option for System Controller Lite UTY-PLGXA2

Electricity charge apportionment calculation framework

Suppose you want to find the power consumed by the air conditioners of each tenant from the electricity charge for each month. With electricity charge apportionment function, used energy apportionment ratio will be provided, calculating in detail the energy consumed by the units used by each tenant. This information is then used to calculate the charges for the electricity consumed for air conditioning by each tenant from the total electricity charges in the bill from the electric power company. (See figure at right)
The detailed calculation takes into consideration such things as unused rooms and nighttime electricity charges and shows them in a charges calculation sheet.

System Configuration Example

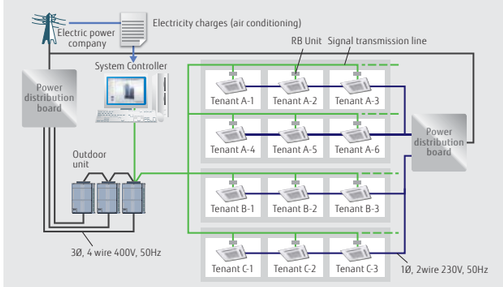

Features: System Controller/System Controller Light

Remote management

Standard for System Controller
Option for System Controller Lite UTY-PLGXR2

System Controller may be used on site or remotely over various networks for remote central control.
System Controller requires 2 software working together. VRF Controller runs on site and communicate with VRF system.
VRF Explorer runs remotely and provides user interface and communicate with the VRF Controller.
VRF Controller and VRF Explorer program may run in a single PC or in different PCs separated by network.
By using VRF Explorer software, one PC can perform central control of 10 VRF system sites with max. 20 buildings per site.

On site central control

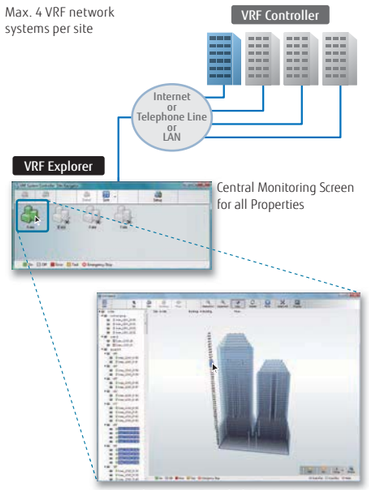

Special Property Detailed Monitoring Screen

Remote central control

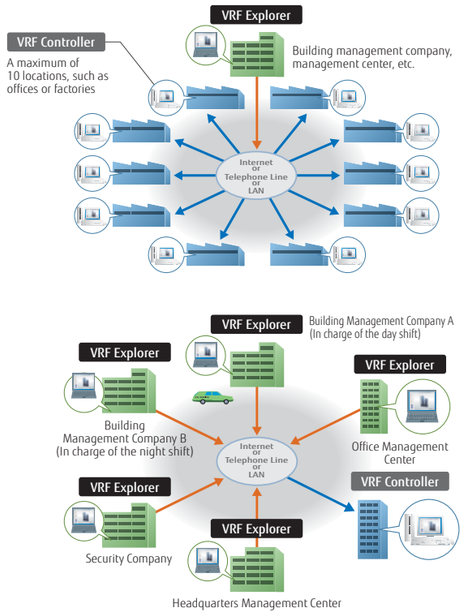

Energy saving management

Option for System Controller UTY-PEGXZ1
Option for System Controller Lite UTY-PLGXE2

A variety of energy saving operations can be set and managed depending on the season, weather, and time period. Excellent energy saving operation is performed while keeping users comfortable.

Energy Saving Management Main Screen

Energy saving graph data: This graph compares the electricity consumption with the previous month and previous year to make it easy to analyze the energy saving effect.

Indoor unit rotation operation

The operation of indoor units can be automatically rotated within a group in accordance with the set annual schedule to reduce power consumption while maintaining comfort. The indoor unit operation stoppage rate can be selected.

Peak cut operation

A power meter is connected to detect the total power consumption while shifting the indoor unit set temperature, set the indoor unit forced thermostat off, and taking other measures to carefully control the power consumed while maintaining comfort and conducting control to maintain the target power consumption set for each time. The indoor units to be controlled can be freely grouped and the control level can be set.

Outdoor unit capacity save

Outdoor unit capacity save switches the outdoor unit capability upper limit to suppress power consumption during hot summers and cold winters by averaging the power saving effect of each refrigerant system. You can select from 50% or more of the capacity upper limit.

FUNCTIONS SUMMARY

Function	Type		System controller		System controller lite				
			UTY-APGXZ1	Option UTY-PEGXZ1	UTY-ALGXZ1	Option UTY-PLGXR2	Option UTY-PLGXA2	Option UTY-PLGXE2	Option UTY-PLGXX2
System specification	Max. VRF networks supported		4	—	1	—	—	—	—
	Max. indoor unit / remote controller groups per VRF network		400	—	400	—	—	—	—
	Max. outdoor units per VRF network		100	—	100	—	—	—	—
	Max. indoor units / remote controller groups per System controller		1600	—	400	—	—	—	—
	Max. outdoor units per System controller		400	—	100	—	—	—	—
Site supervision	Multi site display		10	—	10	—	—	—	—
	Number of building / 1 site		20	—	—	—	—	—	—
	Number of floor per 1 site		200	—	—	—	—	—	—
	Number of floor per 1 building		50	—	—	—	—	—	—
	3D graphical layout view		●	—	—	—	—	—	—
	2D graphical layout view		●	—	—	—	—	—	—
	List display		●	—	●	—	—	—	—
	Tree display		●	—	●	—	—	—	—
	Group display		●	—	●	—	—	—	—
Error management	Error notification		●	—	●	—	—	—	—
	Audible alarm		●	—	●	—	—	—	—
	Error e-mail notification		●	—	●	—	—	—	—
History	Error history		●	—	●	—	—	—	—
	Operation history		●	—	●	—	—	—	—
	Control history		●	—	●	—	—	—	—
Operation control	Individual control	On/Off	●	—	●	—	—	—	—
		Operation mode*	●	—	●	—	—	—	—
		Room temperature	●	—	●	—	—	—	—
		Fan speed	●	—	●	—	—	—	—
		Air flow direction	●	—	●	—	—	—	—
		Economy mode	●	—	●	—	—	—	—
		Room temperature set point limitation	●	—	●	—	—	—	—
		Antifreeze	●	—	●	—	—	—	—
		Outdoor unit low noise setting	●	—	●	—	—	—	—
	Individual management	Remote control prohibition setting	●	—	●	—	—	—	—
		Temperature upper and lower limit setting	●	—	●	—	—	—	—
		Filter sign reset	●	—	●	—	—	—	—
	Other	Memory operation	●	—	●	—	—	—	—
		Pattern operation	●	—	●	—	—	—	—
Schedule	Annual Schedule		●	—	●	—	—	—	—
	Special day setting		●	—	●	—	—	—	—
	On /off per day		72	—	72	—	—	—	—
	On / off per week		504	—	504	—	—	—	—
	Day off		●	—	●	—	—	—	—
	Min. unit of timer setting (Minutes)		10	—	10	—	—	—	—
	Low noise mode Weekly schedule		●	—	●	—	—	—	—
Remote management	Web Operation		●	—	●	—	—	—	—
	Remote monitoring		●	—	—	●	—	—	—
	Remote operation control		●	—	—	●	—	—	—
	Remote function setting		●	—	—	●	—	—	—
Electricity charge apportionment	Apportionment charge/bill calculation		●	—	—	—	●	—	—
	Tenant (block) setting		●	—	—	—	●	—	—
	Common facilities apportionment setting		●	—	—	—	●	—	—
	Rated power consumption allotment setting		●	—	—	—	●	—	—
	Individual calculation at cooling and heating		—	●	—	—	●	—	—
	Electricity meter supported		—	●	—	—	●	—	—
Energy saving management	Indoor unit rotation		—	●	—	—	—	●	—
	Peak cut control		—	●	—	—	—	●	—
	Outdoor unit capacity save		—	●	—	—	—	●	—
	Record of energy saving operation		—	●	—	—	—	●	—
	Energy saving information		—	●	—	—	—	●	—
	Power consumption monitor		—	●	—	—	—	●	—
	Electricity meter supported			●		—	—	●	—
External Device Control	Monitor		●	—	—	—	—	—	●
	Control		●	—	—	—	—	—	●
Others	Database import/export		●	—	●	—	—	—	—
	Automatic clock adjustment		●	—	●	—	—	—	—
	Multi language		7 languages	—	7 languages	—	—	—	—
	Refrigerant leakage detection function		●	—	●	—	—	—	—
	Power shutdown		●	—	●	—	—	—	—

●●: Available. - : Not available.

Personal computer system requirements

The required PC specifications are shown in the following table.

	System Controller	System Controller Lite
Operating system	• Microsoft® Windows® 7 Home Premium (32-bit or 64-bit) SP1, Windows® 7 Professional (32-bit or 64-bit) SP1 • Microsoft® Windows® 8.1 (32-bit or 64-bit), Windows® 8.1 Pro (32-bit or 64-bit) • Microsoft® Windows® 10 Home (32-bit or 64-bit), Windows® 10 Pro (32-bit or 64-bit) [Supported languages] English, Chinese, French, German, Russian, Spanish, and Polish	
CPU	Intel® CoreTM i3 2 GHz or higher	
Memory	• 2 GB or more (for Windows® 7 [32-bit]) • 4 GB or more (for Windows® 7 [64-bit], Windows® 8.1, and Windows® 10)	
HDD	40 GB or more of free space	
Display	1024 x 768 or higher resolution	
Interface	•Ethernet port (for getting access to the Internet using LAN) or Modem (for getting access to the Internet using Public Telephone Line) •USB ports (Maximum of 6 ports) (Required only for the Server PC that works as VRF Controller) - Maximum of 2 USB ports are required for WHITE-USB-KEY/WibuKey connection - Maximum of 4 USB ports are required for Echelon® U10 USB Network Interface * Maximum number of required USB port depends on the applicable system configuration.	•Ethernet port (for getting access to the Internet using LAN) or Modem (for getting access to the Internet using Public Telephone Line) •USB ports (Maximum of 6 ports) (Required only for the Server PC that works as VRF Controller) - Maximum of 4 USB ports are required for WHITE-USB-KEY/WibuKey connection - 1 USB port is required for Echelon® U10 USB Network Interface * The maximum number of required USB port depends on the applicable system configuration.
Graphic accelerator	Microsoft® DirectX® 9.0c compatible	
Software	Adobe® Reader® 9.0 or later	

• Echelon® U10 USB Network Interface – TP/FT-10 Channel (Model number: 75010R) (Required for each VRF Network.)

PACKING LIST

Type	For System controller		For System controller Lite				
	System Controller	Option Energy manager	System Controller Lite	Option Remote access	Option Electricity charge apportionment	Option Energy saving	Option Central Control
Model name	UTY-APGXZ1	UTY-PEGXZ1	UTY-ALGXZ1	UTY-PLGXR2	UTY-PLGXA2	UTY-PLGXE2	UTY-PLGXX2
WHITE-USB-KEY	1	1	1	1	1	1	1

*1: Software protection key to be inserted in a USB slot running System Controller or System Controller Lite.
System Controller or System Controller Lite may only run on a PC with WHITE-USB-KEY. However, WHITE-USB-KEY is not required for remote VRF Explorer software.

BACnet® Gateway

UTY-ABGXZ1 Software

WHITE-USB-KEY
(Software Protection Key)

BACnet is a registered trademark of ASHRAE. ASHRAE does not endorse, approve or test products for compliance with ASHRAE standards. Compliance of listed products to the requirements of ASHRAE Standard 135 is the responsibility of BACnet International (BI). BTL is a registered trademark of BACnet International.

Max. Controllable
4
VRF network systems

Max. Controllable
400 outdoor units

Max. Controllable
1,600 indoor units

- It is possible to connect medium to large sized BMS to VRF network system via BACnet®, a global standard for open networks.
- A maximum of 1600 indoor units with 4 VRF network systems (a maximum of 400 indoor units & 100 outdoor units for one network system) can be connected to one BACnet® Gateway.
- It is possible to control or monitor VRF network system from BMS via BACnet® Gateway.
- Compatible with BACnet® (ANSI / ASHRAE-135-2014) application specific controller (B-ASC).
- Compatible with BACnet®/IP over Ethernet.
- Scheduling function, Alarm & Event functions as well as Electricity Change Apportionment function are provided in BACnet® Gateway.
- Connection between VRF network system to personal computer is possible via small U10 USB interface. However, both U10 USB interface & personal computer are field supplied items.
- Corresponds to 7 different languages, English, Chinese, French, German, Spanish, Russian, Polish.

Installation example

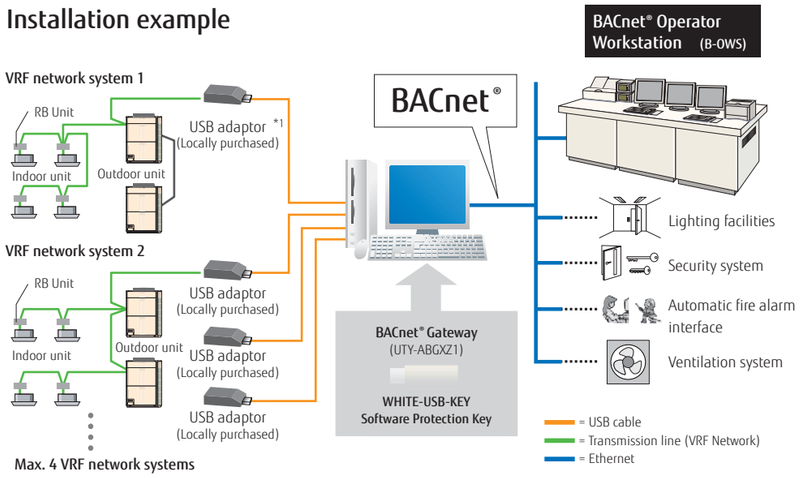

*1: USB adaptor is U10 USB Network Interface of Echelon® Corporation.

Personal computer system requirements

	UTY-ABGXZ1
Operating system	• Microsoft® Windows® 7 Home Premium (32-bit or 64-bit) SP1, Windows® 7 Professional (32-bit or 64-bit) SP1 • Microsoft® Windows® 8.1 (32-bit or 64-bit), Windows® 8.1 Pro (32-bit or 64-bit) • Microsoft® Windows® 10 Home (32-bit or 64-bit), Windows® 10 Pro (32-bit or 64-bit) [Supported languages] English, Chinese, French, German, Russian, Spanish, and Polish
CPU	Intel® Core™ i3 2 GHz or higher
Memory	• 2 GB or more (for Windows® 7 [32-bit]) • 4 GB or more (for Windows® 7 [64-bit], Windows® 8.1, and Windows® 10)
HDD	40 GB or more of free space
Display	1024 x 768 or higher resolution
Interface	• Ethernet port (for getting access to the Internet using LAN) • USB ports (Maximum of 5 ports) - 1 USB port is required for WHITE-USB-KEY/WibuKey connection - Maximum of 4 USB ports are required for Echelon® U10 USB Network Interface * Maximum number of required USB ports depends on the applicable system configurations.
Software	Adobe® Reader® 9.0 or later

•Echelon® U10 USB Network Interface – TP/FT-10 Channel (Model number: 75010R) (Required for each VRF Network.)

<Packing list>

Name and shape	Quantity	Application
WHITE-USB-KEY	1	Includes the software and manuals, license for BACnet® Gateway.

BACnet® Gateway

UTY-VBGX Hardware

BACnet is a registered trademark of ASHRAE. ASHRAE does not endorse, approve or test products for compliance with ASHRAE standards. Compliance of listed products to the requirements of ASHRAE Standard 135 is the responsibility of BACnet International (BI). BTL is a registered trademark of BACnet International.

Max. Controllable
1 VRF network system

Max. Controllable
32 refrigerant system

Max. Controllable
128 indoor units

- BACnet® Gateway enables to connect a BMS and Fujitsu General VRF system.
- A maximum of 128 indoor units and 32 refrigerant system can be connected to a single BACnet® Gateway.
- Compatible with BACnet® (ANSI / ASHRAE-135-2012) application specific controller (B-ASC).
- Compatible with BACnet®/IP over Ethernet.

Installation example

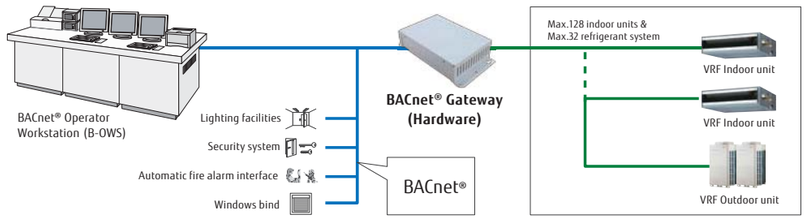

Specifications

Model name	UTY-VBGX
Number of controllable indoor units	128
Number of controllable refrigerant system	32
Number of controllable VRF network	1
Number of connectable units / one VRF network	4

Model name	UTY-VBGX
Power Supply	100-240 V 50/60 Hz, single phase
Power Consumption (W)	4.6 (max.)
Dimensions (H × W × D) (mm)	59.6 × 270.4 × 176
Weight (g)	1,200

Network Convertor for LonWorks®

UTY-VLGX

- For connection between VRF network system and a LonWorks® open network for management of small to medium-sized BMS and VRF network system.
- The UTY-VLGX permits central monitoring and control of a VRF network system from a BMS through a LonWorks® interface.
- Up to 128 Indoor units can be connected to one Network Convertor for LonWorks®

Max. Controllable
4 units to BMS

Max. Controllable
100 outdoor units

Max. Controllable
128 indoor units

Installation example

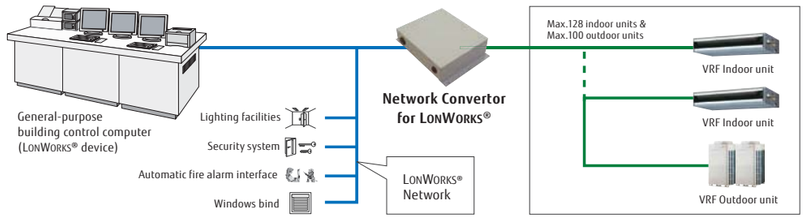

Specifications

Model name	UTY-VLGX
Power Supply	208-240 V 50/60 Hz, Single phase
Power Consumption (W)	4.5
Dimensions (H × W × D) (mm)	67 × 288 × 211
Weight (g)	1,500

Transmission specifications (BMS side)

Transmission speed	78 kbps
Transceiver	FT-X1 (Echelon® Corporation)
Transmission way form	Free topology
Terminal resistor	None (It attaches at the terminal of a network.)

MODBUS® Convertor for VRF

UTY-VMGX

The MODBUS Convertor allows a complete integration of air conditioners into MODBUS Networks.

- Compact and lightweight design
- Direct connection to MODBUS Network
- Up to 128 indoor units can be controlled in one MODBUS Convertor
- The MODBUS Convertor permits central monitoring and control of air conditioners from BMS or Central Controller.
- Up to 9 convertors can be connected to a VRF network. The simultaneous controls such as ON/OFF or temperature settings can be done for each zone.
- It is easy to locate the source of error if any connection errors should occur after completion of installation works.

Max. Controllable
9 units to one VRF

Max. Controllable
100 outdoor units

Selectable
128 indoor units

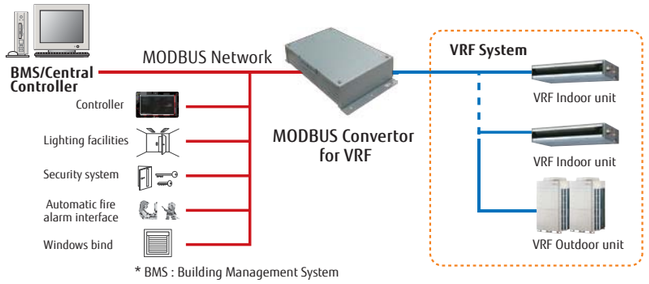

* BMS : Building Management System

KNX® Convertor for VRF

UTY-VKGX

KNX Convertor is useful for centralized control in a system.

- New KNX Convertor enables to connect central/home controller and Fujitsu General VRF system.
- A maximum of 128 indoor units and 100 outdoor units can be connected to single KNX Convertor.

Max. Controllable
100 outdoor units

Selectable
128 indoor units

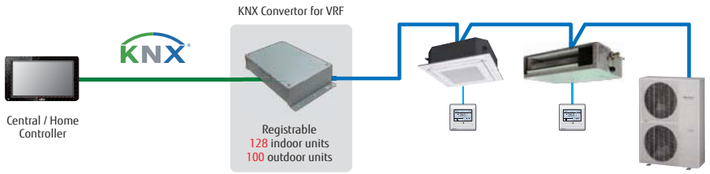

Specifications

Model name	UTY-VMGX
Power Supply	220-240 V 50/60 Hz
Input power (W)	Max. 2
Dimensions (H × W × D) (mm)	54 × 260 × 150
Weight (g)	1,100

Model name	UTY-VKGX
Power supply	220-240 V 50/60 Hz
Power consumption (W)	1.5
Dimensions (H × W × D) (mm)	54 × 260 × 150
Weight (g)	1,200

Signal Amplifier

UTY-VSGXZ1

- Transmission Line length can be extended up to 3,600 m with multiple Signal Amplifiers.
- Up to 8 signal amplifiers can be installed in a VRF network system.
- A signal amplifier is required,
  (1) When the total wiring length of the transmission line exceeds 500 m.
  (2) When the total number of units on the transmission line exceeds 64.

Installation example

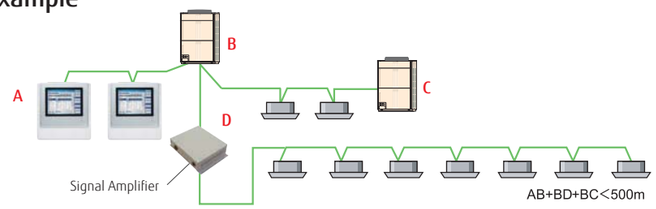

Specifications

Model name	UTY-VSGXZ1
Power Supply	208-240 V 50/60 Hz, Single phase
Power Consumption (W)	4.5
Dimensions (H × W × D) (mm)	67 × 288 × 211
Weight (g)	1,500

Control System List For Split/Multi Split

Type		Refrigerant	Indoor unit																Indoor unit																		Outdoor unit	Other
			Wall Mounted												Cassette				Cassette	Duct										Floor	Floor/Ceiling	Ceiling	Multi Split				Single Phase	Branch Box (8 Rooms Multi)
			Flagship Range	Designer Range	Standard Range		ECO Range		Designer Range		Standard Range			ECO Range	4-way Flow Compact		Circular Flow		4-way Flow	Mini	Slim		Medium Static Pressure (Compact & Comfort)		Medium Static Pressure (Standard)		High Static Pressure		Big				Compact Cassette	Mini Duct	Slim Duct	Floor Ceiling	5-6 Rooms Multi	
		R32	ASYG 12KXCA	ASYG 07/09/12/14 KGTB	ASYG 07/09/12/14 KMTB	ASYG 18/24KMTA	ASYG 07/09/12 KPCA	ASYG 18/24KLCA							AUXG 09/12/14/18/22/24 KVLA		AUXG 18/22/24/30/36/45/54KRLB				ARXG 09/12/14/18 KLLAP		ARXG 12/14/18/22/24/30/36/45/54 KHTAP		ARXG 22/24/30/36/45KMLA		ARXG 45/54KHTA						AUXG 07KVLA	ARXG 07/09/12/14 KSLAP	ARXG 07KLLAP			
		R410A							ASYG 09/12LTCA	ASYG 07/09/12/14 LUCA	ASYG 07/09/12/14 LMCE	ASYG 18/30LFCA, ASYG24LFCC	ASYG 30/36LMTA	ASYG 07/09/12 LLCE		AUYG 12/14/18 LVLB, AUYG24LVLA		AUXG 18/24/30/36/45/54 LRLB	AUYG 30/36LRLE, AUYG 36/45/54 LRLA	ARYG 12/14/18 LSLAP		ARYG 12/14/18 LLTB		ARYG 12/14/18/24/30/36/45/54 LHTBP		ARYG 24/36/45 LMLA, ARYG 30/36LMLE		ARYG 45/54/60 LHTA	ARYG 72/90LHTA	AGYG 09/12/14 LVCA	ABYG 18LVTB, ABYG 24LVTA	ABYG 30/36LRTE, ABYG 36/45/54 LRTA	AUYG 07/09LVLA	ARYG 07/09LSLAP	ARYG 07/09LLTA	ABYG 14LVTA	AOYG 36LBLA5, AOYG 45LBLA6	UTP-PY03A UTP-PY02A
Controllers	Wired Remote Controller			● UTY-RNRYZ3+UTY-TWRXZ2		● UTY-RNRYZ3+UTY-TWRXZ2							● UTY-RNRYZ3+UTY-TWRX		● UTY-RNRYZ3		● UTY-RNRYZ3			● UTY-RNRYZ3			● UTY-RNRYZ3						● UTY-RNRYZ3				● UTY-RNRYZ3 (KVLA)	● UTY-RNRYZ3				
				● UTY-RLRY+UTY-TWRXZ2		● UTY-RLRY+UTY-TWRXZ2							● UTY-RLRY+UTY-TWRX		● UTY-RLRY		● UTY-RLRY			● UTY-RLRY			● UTY-RLRY						● UTY-RLRY				● UTY-RLRY					
					● UTY-RVNYM+UTY-TWBXF2				● UTY-RVNYM+UTY-TWBXF		● UTY-RVNYM+UTY-XCBXZ2	● UTY-RVNYM	● UTY-RVNYM+UTY-XWNX		● UTY-RVNYM				● UTY-RVNYM																			
					● UTY-RNNYM+UTY-TWBXF2				● UTY-RNNYM+UTY-TWBXF		● UTY-RNNYM+UTY-XCBXZ2	● UTY-RNNYM	● UTY-RNNYM+UTY-XWNX		● UTY-RNNYM				● UTY-RNNYM																			
	Simple Remote Controller	 2-wire type 3-wire type		● UTY-RSRY, UTY-RHRY+UTY-TWRXZ2	● UTY-RSNYM+UTY-TWBXF2	● UTY-RSRY, UTY-RHRY+UTY-TWRXZ2			● UTY-RSNYM+UTY-TWBXF		● UTY-RSNYM+UTY-XCBXZ2	● UTY-RSNYM	● UTY-RSNYM+UTY-XWNX, UTY-RSRY UTY-RHRY+UTY-TWRX		● UTY-RSRY, UTY-RHRY, UTY-RSNYM	● UTY-RSNYM	● UTY-RSRY, UTY-RHRY, UTY-RSNYM		● UTY-RSNYM	● UTY-RSRY, UTY-RHRY, UTY-RSNYM		● UTY-RSNYM	● UTY-RSRY, UTY-RHRY, UTY-RSNYM			● UTY-RSNYM			● UTY-RSRY, UTY-RHRY, UTY-RSNYM	● UTY-RSNYM			● UTY-RSRY, UTY-RHRY, UTY-RSNYM			● UTY-RSNYM		
	Central Remote Controller																																				● UTY-DMMYM	
	Wireless Remote Controller														● UTY-LNTY, UTY-LNTX																		● UTY-LNTY, UTY-LNTX					
	IR Receiver Unit with Wireless Remote Controller	 For Duct For Cassette																	● UTY-LRHYA2			● UTY-LRHYM				● UTY-LRHYM		● UTY-LRHYM (60)	● UTY-LRHYM						● UTY-LRHYM			
		 For Duct For Cassette															● UTY-LBTYC			● UTY-LBTYM			● UTY-LBTYM						● UTY-LBTYM					● UTY-LBTYM				
Interface	MODBUS Convertor			● UTY-VMSX									● UTY-VMSX		● UTY-VMSX		● UTY-VMSX			● UTY-VMSX			● UTY-VMSX						● UTY-VMSX				● UTY-VMSX (KVLA)	● UTY-VMSX				
	MODBUS Interface								● FJ-RC-MBS-1+UTY-TWBXF		● FJ-RC-MBS-1+UTY-XCBXZ2	● FJ-RC-MBS-1	● FJ-RC-MBS-1+UTY-XWNX		● FJ-RC-MBS-1				● FJ-RC-MBS-1															● FJ-RC-MBS-1 (KSLAP)	● FJ-RC-MBS-1			
	KNX Convertor			● UTY-VKSX									● UTY-VKSX		● UTY-VKSX		● UTY-VKSX			● UTY-VKSX			● UTY-VKSX						● UTY-VKSX				● UTY-VKSX (KVLA)	● UTY-VKSX				
	KNX Interface								● FJ-RC-KNX-1i+UTY-TWBXF		● FJ-RC-KNX-1i+UTY-XCBXZ2	● FJ-RC-KNX-1i	● FJ-RC-KNX-1i+UTY-XWNX		● FJ-RC-KNX-1i				● FJ-RC-KNX-1i															● FJ-RC-KNX-1i (KSLAP)	● FJ-RC-KNX-1i			
	Wireless LAN Interface			● UTY-TFSXW1					● UTY-TFNXZ1+UTY-TWBXF		● UTY-TFNXZ1+UTY-XCBXZ2	● UTY-TFNXZ1	● UTY-TFNXZ1+UTY-XWNX		● UTY-TFSXZ1	● UTY-TFNXZ1	● UTY-TFSXZ1	● UTY-TFNXZ1	● UTY-TFNXZ1	● UTY-TFSXZ1		● UTY-TFNXZ1	● UTY-TFSXZ1	● UTY-TFNXZ1	● UTY-TFSXZ1	● UTY-TFNXZ1			● UTY-TFSXZ1	● UTY-TFNXZ1			● UTY-TFSXZ1 (KVLA), UTY-TFNXZ1 (LVLA)	● UTY-TFSXZ1	● UTY-TFSXZ1 (KLLAP), UTY-TFNXZ1 (LLTA)	● UTY-TFNXZ1		
						● UTY-TFSXF2																																
									● FJ-RC-WIFI-1+UTY-TWBXF		● FJ-RC-WIFI-1+UTY-XCBXZ2	● FJ-RC-WIFI-1	● FJ-RC-WIFI-1+UTY-XWNX		● FJ-RC-WIFI-1				● FJ-RC-WIFI-1																			
	External Switch Controller			● UTY-TERX+UTY-TWRXZ2	● UTY-TERX+UTY-TWBXF2	● UTY-TERX+UTY-TWRXZ2			● UTY-TERX+UTY-TWBXF		● UTY-TERX+UTY-XCBXZ2	● UTY-TERX	● UTY-TERX+UTY-TWRX/UTY-XWNX		● UTY-TERX				● UTY-TERX																			
	Network Convertor for Single Split	 DC Power Supply Type AC Power Supply Type		● UTY-VTGX+UTY-TWRXZ2 or UTY-VTGXV+UTY-TWRXZ2	● UTY-VTGX+UTY-TWBXF2 or UTY-VTGXV+UTY-TWBXF2	● UTY-VTGX+UTY-TWRXZ2 or UTY-VTGXV+UTY-TWRXZ2			● UTY-VTGX+UTY-TWBXF or UTY-VTGXV+UTY-TWBXF		● UTY-VTGX+UTY-XCBXZ2 or UTY-VTGXV+UTY-XCBXZ2	● UTY-VTGX UTY-VTGXV	● UTY-VTGX+UTY-TWRX / UTY-XWNX or UTY-VTGXV+UTY-TWRX / UTY-XWNX		● UTY-VTGX UTY-VTGXV				● UTY-VTGX UTY-VTGXV																			

Control System List For VRF

Type		Refrigerant	Indoor unit																				
			Cassette				Duct							Duct	Floor		Ceiling/ Floor	Ceiling	Indoor unit Wall Mounted					
			3D Flow	Compact Grid type / Standard type	Circular Flow (Slim)	Circular Flow (Large)	Mini (With drain pump)	Slim (With drain pump)		Medium Static Pressure	High Static Pressure		Large Airflow Duct (Compact)	Large Airflow Duct (Large)	—	EEV external			—	EEV external	—	EEV external	—	
		R410A	AUXS 018/024 GLEH	AUXB 004/007/009/ 012/014/018/ 024GLEH	AUXN 009/012/014 GLAH, AUXM 018/024/030 GLEH	AUXK 018/024/030/ 034/036/045/ 054GLEH	ARXK 004/007/009/ 012/014/018/ 024GLEH	ARXD 04GALH	ARXD 007/009/012/ 014/018/024 GLEH	ARXA 024/030/036/ 045GLEH	ARXC 45/60GATH	ARXC 036/072/090/ 096GTEH	ARXN 009/012/014/ 018GLBH, ARXN 024/030GTBH	ARXN 18/24/30/ 34/36/45 GATH	AGYA 004/007/ 009/012/014 GCEH	AGYE 004/007/ 009/012/014 GCEH	ABYA 012/014/018/ 024GTEH	ABYA 030/036/045/ 054GTEH	ASYA 004/007/009 GTEH	ASYE 004/007/009 GTEH	ASYA 012/014GCEH	ASYE 012/014GCEH	ASYA 18/24GBCH	ASYA 030/034GTEH
Controllers	Wired Remote Controller		● UTY-RNRYZ3																● UTY-RNRYZ3					
			● UTY-RLRY																● UTY-RLRY					
	Simple Remote Controller	 2-wire type 3-wire type	● UTY-RSRY UTY-RHRY					● UTY-RSRY, UTY-RHRY, UTY-RSKY, UTY-RHKY	● UTY-RSRY UTY-RHRY		● UTY-RSRY, UTY-RHRY, UTY-RSKY, UTY-RHKY	● UTY-RSRY UTY-RHRY	● UTY-RSRY, UTY-RHRY, UTY-RSKY, UTY-RHKY	● UTY-RSRY, UTY-RHRY, UTY-RSKY, UTY-RHKY	● UTY-RSRY UTY-RHRY							● UTY-RSRY, UTY-RHRY, UTY-RSKY, UTY-RHKY	● UTY-RSRY UTY-RHRY
	Wireless Remote Controller		● UTY-LNHY																● UTY-LNHY					
	Group Remote Controller		● UTY-CGGY + UTY-VGGXZ1																● UTY-CGGY + UTY-VGGXZ1					
	Central Remote Controller		● UTY-DCGYZ1																● UTY-DCGYZ1					
	Touch Panel Controller		● UTY-DTGYZ1																● UTY-DTGYZ1					
	System Controller, System Controller Lite		● UTY-APGXZ1, UTY-ALGXZ1																● UTY-APGXZ1, UTY-ALGXZ1					
Interface	BACnet Gateway		● UTY-ABGXZ1, UTY-VBGX																● UTY-ABGXZ1, UTY-VBGX					
	Network Convertor for LonWorks		● UTY-VLGX																● UTY-VLGX					
	MODBUS Convertor		● UTY-VMSX																● UTY-VMSX					
	MODBUS Convertor		● UTY-VMGX																● UTY-VMGX					
	KNX Convertor		● UTY-VKSX																● UTY-VKSX					
	KNX Convertor		● UTY-VKGX																● UTY-VKGX					
	Wireless LAN Interface		● UTY-TFSXZ1						● UTY-TFSXZ1			● UTY-TFSXZ1							● UTY-TFSXZ1					● UTY-TFSXZ1
	External Switch Controller		● UTY-TERX																● UTY-TERX					
	Network Convertor for Single split	 DC Power Supply Type AC Power Supply Type	● UTY-VTGX UTY-VTGXV																● UTY-VTGX UTY-VTGXV					

Optional Parts Overview

For Split & Multi Split, VRF

Various optional parts are provided to install the selected indoor unit properly according to the environment.

Optional Parts
For Cassette

Human Sensor Kit
The room temperature can be controlled by detecting the temperature accurately from the built-in sensor

Cassette Grille
Cassette grille lineup matching the various interior is available. In addition, grid ceiling type cassette grille is also added to the lineup.

Fresh Air Intake Kit
Fresh air can be taken in by a fan which can be connected using external control unit.

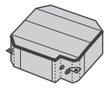

Insulation for High Humidity
For Compact Cassette type/ Cassette type
Insulation for High Humidity is used when the installation location is in the high humidity environment.



Air Outlet Shutter Plate
According to the installation site, the number of outlet directions can be changed to 3 directions by Air Outlet Shutter Plate.

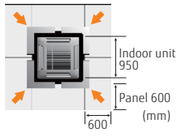

Wide Panel
When the cassette type is installed at the narrow space above ceiling, the space can be filled in by Wide Panel.

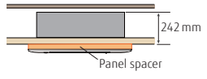

Panel Spacer
When the space above the ceiling is low and the main body is projected out of the ceiling surface, Panel Spacer can be used as decoration



Optional Parts
For Floor

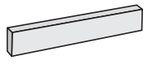

Half Concealed Kit
This kit is used to half conceal floor type indoor unit into the wall.

Optional Parts
For Duct & Ceiling

Auto Louver Grille Kit
Simple flat Auto louver will provide comfort airflow and harmonize with luxury Interior

Remote Sensor Unit
New amenity space can be offered by installing the Remote sensor.

Long Life Filter
Grit and dust can be caught sufficiently. In consideration of running cost, long-life design is achieved.

Flange
Flange is used for Medium Static Pressure Duct type and Ceiling type to connect between pipes.

Drain Pump Unit
This device can drain the collected water during operation.

Connection Parts


For Wall Mounted type

Communication Kit
For wall mounted type, this kit is required when External Connect kit & Set or wired remote controller is connected to indoor unit.


For Wall Mounted type


For Duct and Cassette type

External Input and Output PCB
For Wall mounted, Duct, or Cassette type, these parts are required when external input and output function is used.



External Connect Kit & Set
These wires can connect between the product PCB and external device.

Connection Units
Connection units are provided to separate the pipes at the connection of multiple indoor units in Multi type or VRF system.

NEW **External Power Supply Unit**
External Power Supply Unit can protect the units in the system even if some powers of indoor units are shut down in the system.

External Input and Output PCB Box & Bracket
These are the box and bracket for installing the External input and output PCB

Auto Louver Grille Kit

UTD-GXTA-W / UTD-GXTB-W / UTD-GXTC-W

Simple flat Auto Louver will provide comfort airflow and harmonize with luxury interior.

Closed louver　　Opened louver

Flexible Control

- **Operation with indoor unit**
  Auto Louver can be operated by synchronizing remote controller of indoor unit.
- **UP and Down auto swing**
  - Auto airflow direction and auto swing
  - 4 steps selectable
- **Auto-closing louver**
  When operation of indoor unit is stopped, the louver will automatically close.

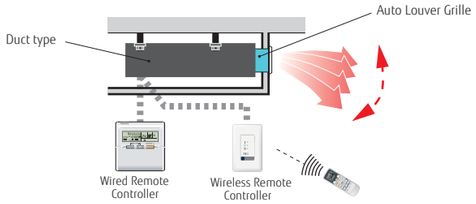

Dimensions

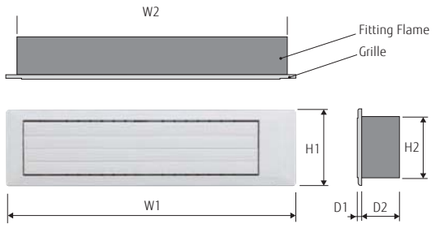

Unit:mm

Model Name	W1	W2	H1	H2	D1	D2
UTD-GXTA-W	683	645	180	148	9	84
UTD-GXTB-W	883	845				
UTD-GXTC-W	1,083	1,045				

Specifications

Model name			UTD-GXTA-W	UTD-GXTB-W	UTD-GXTC-W
Applicable Indoor Unit			ARYG07/09LLTA ARYG12/14LLTB ARXD007/009/012/014GLEH (For VRF) ARXK004/007/009/012/014GLEH (For VRF) ARXD04GALH (For VRF)	ARYG18LLTB ARXD018GLEH (For VRF) ARXK018GLEH (For VRF)	ARXD024GLEH (For VRF) ARXK024GLEH (For VRF)
Power Supply			Connecting with Control box of indoor unit		
Fixing of Auto Louver Grille			Screw fixing to Flange or Square Duct		
Extension Square Duct Limit			1.0m (Max. duct length between indoor unit and Grille)		
Net Dimension (H × W × D)		mm	180×683×(84+9)	180×883×(84+9)	180×1083×(84+9)
Weight	Net	kg (lbs)	2.0 (4.4)	2.5 (5.6)	3.0 (6.7)
	Gross		3.0 (6.7)	3.5 (7.8)	4.0 (8.9)
Color			White		
Louver Motor			Stepping Motor		
Accessories			Fitting Flame, etc.		
Operation range	Cooling	°C	18 to 32		
		% RH	80% or less		
	Heating	°C	16 to 30		

External Power Supply Unit

UTZ-GXXA

External Power Supply Unit can protect the units in the system even if some powers of indoor units are shut down in the system.

Power is supplied to the indoor unit from auxiliary power by connecting to External Power Supply Unit. This makes it possible to operate continuously without system error.

High Reliability

- A: Main power shut down can be detected at power shut down detection part.
- B: The power for indoor unit expansion valve drive, etc. is supplied. (DC 12V, 5V)
- C: Power supply from External Power Supply Unit is notified.

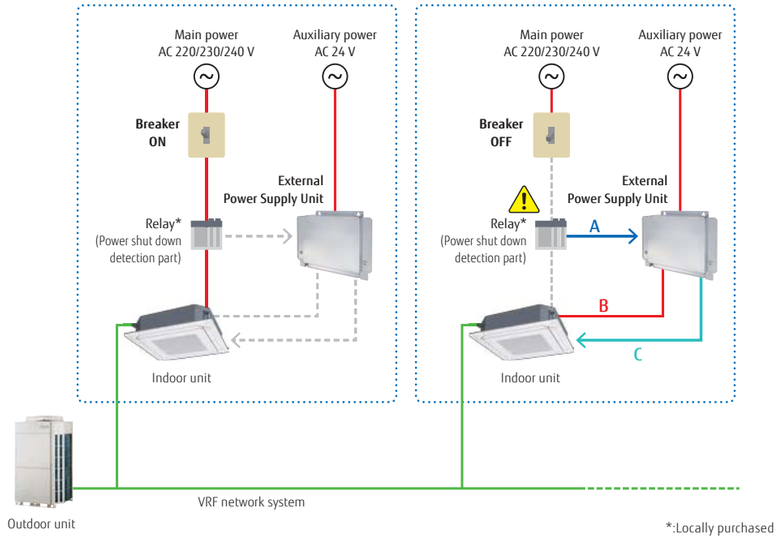

Note

- When changing the power supply voltage to AC24V, use a power transformer with an insulation structure equivalent to CLASS 2.
- Indoor units that are powered off and driven by an External Power Supply Unit are handled in the same manner as operation off units in the electricity charge apportionment function. Since standby power may be charged to them, the electricity charge apportionment result for them may not be 0.

Specifications

Model name	UTZ-GXXA
Power Supply	AC 24 V 50/60 Hz, single phase
Dimensions (H × W × D) (mm)	65 × 186 × 178
Weight (g)	500

Optional Parts List For Split/Multi Split

Type	Refrigerant	Indoor unit																
		Cassette			Duct					Duct	Floor	Ceiling	Wall Mounted		Multi Split			
		4-way Flow Compact	Circular Flow	4-way Flow	Mini	Slim	Medium Static Pressure (Compact & Comfort)	Medium Static Pressure (Standard)	High Static Pressure	Big					4-way flow Compact Cassette	Mini Duct	Slim Duct	Floor Ceiling
	R32	AUXG 09/12/14/ 18/22/24 KVLA	AUXG 18/22/24/ 30/36/45/54 KRLB			ARXG 09/12/14/18 KLLAP	ARXG 12/14/18/22/ 24/30/36/45/54 KHTAP	ARXG 22/24/30/36/45 KMLA	ARXG45/54KHTA				ASYG07/09/12KPCA		AUYG07KVLA	ARYG07/09/12KSLAP	ARYG07KLLAP	
	R410A	AUYG12/14/18LVLB, AUYG24LVLA	AUXG 18/24/30/ 36/45/54 LRLB	AUYG30/36LRLE, AUYG36/45/54LRLA	ARYG12/14/18LSLAP	ARYG12/14/18LLTB	ARYG 12/14/18/24/ 30/36/45/54 LHTBP	ARYG24/36/45LMLA, ARYG30/36LMLE	ARYG45/54/60LHTA	ARYG72/90LHTA	AGYG09/12/14LVCA	ABYG30/36LRTE, ABYG36/45/54LRTA		ASYG07/09/12LLCE	AUYG07/09LVLA	ARYG07/09LSLAP	ARYG07/09LLTA	ABYG14LVTA
Human Sensor Kit			● UTY-SHZXC															
Remote Sensor Unit	 New amenity space can be offered by installing the Remote sensor.				● UTY-XSZX					● UTY-XSZX						● UTY-XSZX		
Cassette Grille	 UTG-UFYF-W UTG-UFYD-W UTG-UGYA-W UTG-UKYA-W UTG-UKYC-W UTG-UKYA-B	● UTG-UFYF-W (KVLA), UTG-UFYD-W (LVLA,LVLB)	● UTG-UKYA-W, UTG-UKYC-W, UTG-UKYA-B	● UTG-UGYA-W											● UTG-UFYF-W (KVLA), UTG-UFYD-W (LVLA)			
Auto Louver Grille Kit					● UTD-GXTA-W (09/12/14) UTD-GXTB-W (18)											● UTD-GXTA-W (09/12)		
Long Life Filter							● UTD-LFNA (36/45/54) UTD-LFNB (18/22/24/30) UTD-LFNC (12/14)	● UTD-LF25NA	● UTD-LF60KA (45/54)	● UTD-LFKA								
Flange								● UTD-SF045T UTD-RF204				● UTD-RF204						
Drain Pump Unit								● UTZ-PX1NBA		● UTZ-PX1NAB		● UTR-DPB24T						
Wide Panel			● UTG-AKXA-W															
Panel Spacer	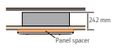		● UTG-BKXA-W															
Fresh Air Intake Kit	 For Compact Cassette For Cassette	● UTZ-VXAA	● UTZ-VXRA												● UTZ-VXAA			
Air Outlet Shutter Plate	 For Compact Cassette For Cassette	● UTR-YDZB	● UTR-YDZK												● UTR-YDZB			
Insulation for High Humidity	 For Compact Cassette type/ Cassette type	● UTZ-KXGC	● UTZ-KXRA												● UTZ-KXGC			
Half Concealed Kit	 This kit is used to half conceal floor type indoor unit into the wall.										● UTR-STA							
Remote Controller Holder													● UTZ-RXLA					

• There are no optional parts for Floor/Ceiling type.

Optional Parts List For VRF

Type	Refrigerant	Indoor unit																			
		Cassette				Duct						Duct		Floor				Wall Mounted			
		3D Flow	Compact Grid type / Standard type	Circular Flow (Slim)	Circular Flow (Large)	Mini (With drain pump)	Slim (With drain pump)		Medium Static Pressure	High Static Pressure		Large Airflow Duct (Compact)	Large Airflow Duct (Large)	—	EEV external	Floor / Ceiling	Ceiling	—	EEV external	—	—
	R410A	AUXS 018/024GLEH	AUXB 004/007/009/ 012/014/018/024 GLEH	AUXN 009/012/014 GLAH, AUXM 018/024/030 GLEH	AUXK 018/024/030/ 034/036/045/ 054GLEH	ARXK 004/007/009/ 012/014/018/024 GLEH	ARXD 04GALH	ARXD 007/009/012/ 014/018/024 GLEH	ARXA 024/030/036/045 GLEH	ARXC 45/60GATH	ARXC 036/072/090/096 GTEH	ARXN 009/012/014/018 GLBH, ARXN 024/030GTBH	ARXN 18/24/30/ 34/36/45 GATH	AGYA 004/007/ 009/012/014 GCEH	AGYE 004/007/ 009/012/014 GCEH	ABYA 012/014/018/024 GTEH	ABYA 030/036/045/054 GTEH	ASYA 004/007/009 GTEH, ASYA 012/014GCEH	ASYE 004/007/009 GTEH, ASYE 012/014GCEH	ASYA 18/24GBCH	ASYA 030/034GTEH
IR Receiver Unit		● UTY-TRHX		● UTY-LBHXD		● UTY-TRHX	● UTB-YWC	● UTY-TRHX		● UTB-YWC	● UTY-TRHX	● UTB-YWC									
Human Sensor Kit				● UTY-SHZXC																	
Remote Sensor Unit	 New amenity space can be offered by installing the Remote sensor.					● UTY-XSZX						● UTY-XSZX									
Cassette Grille	 UTG-USYA-W UTG-UFYE-W UTG-UFYC-W UTG-UKYC-W UTG-UKYA-B	● UTG-USYA-W	● UTG-UFYE-W UTG-UFYC-W	● UTG-UKYC-W UTG-UKYA-B																	
Auto Louver Grille Kit						● UTD-GXTA-W, UTD-GXTB-W (18), UTD-GXTC-W (24)						● UTD-GXTC-W (009/012/014)									
Long Life Filter									● UTD-LF25NA	● UTD-LF60KA (45/60/036)		● UTD-LF25NA(018) UTD-LFNA(024/030)									
Flange									● UTD-SF045T UTD-RF204			● UTD-SF045T(018) UTD-RF204(018)					● UTD-RF204				
Drain Pump Unit									● UTZ-PX1NBA			● UTZ-PX1NBA(018)					● UTR-DPB24T				
Wide Panel				● UTG-AKXA-W																	
Panel Spacer	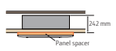			● UTG-BKXA-W																	
Fresh Air Intake Kit*1	 For Compact Cassette For Cassette		● UTZ-VXAA	● UTZ-VXRA																	
Air Outlet Shutter Plate	 For Compact Cassette For Cassette		● UTR-YDZB	● UTR-YDZK																	
Insulation for High Humidity	 For Compact Cassette type/ Cassette type		● UTZ-KXGC	● UTZ-KXRA																	
Half Concealed Kit	 This kit is used to half conceal floor type indoor unit into the wall.													● UTR-STA							
External Power Supply Unit		● UTZ-GXXA						● UTZ-GXXA			● UTZ-GXXA			● UTZ-GXXA							● UTZ-GXXA

Function List For Split/Multi Split

External Input and Output Function/External Connect Kit/Communication Kit

Type	Refrigerant	Indoor unit																													Multi split			Outdoor unit				
		Wall Mounted												Cassette				Cassette	Duct										Floor	Floor/ Ceiling	Ceiling	Mini Duct	Slim Duct	Compact Cassette	Single Split		Single Phase	Simultaneous Multi	
		Flagship Range	Designer Range	Standard Range		ECO Range		Designer Range		Standard Range			ECO Range	4-way Flow Compact		Circular Flow		4-way Flow	Mini	Slim		Medium Static Pressure (Compact & Comfort)		Medium Static Pressure (Standard)		High Static Pressure		Big									8 Rooms Multi		
	R32	ASYG 12KXCA	ASYG 07/09/12/14 KGTB	ASYG 07/09/12/14 KMTB	ASYG 18/24KMTA	ASYG 07/09/12 KPCA	ASYG 18/24KLCA							AUXG 09/12/14/ 18/22/24 KVLA		AUXG 18/22/24/ 30/36/45/ 54KRLB				ARXG 09/12/14/ 18KLLAP		ARXG 12/14/18/ 22/24/30/ 36/45/54 KHTAP		ARXG 22/24/30/ 36/45 KMLA		ARXG 45/54 KHTA						ARXG 07/09/12/ 14KSLAP	ARXG 07KLLAP	AUXG 07KVLA					
	R410A							ASYG 09/12LTCA	ASYG 07/09/12/14 LUCA	ASYG 07/09/12/14 LMCE	ASYG 18/30LFCA, ASYG24LFCC	ASYG 30/36LMTA	ASYG 07/09/12 LLCE		AUYG 12/14/18 LVLB, AUYG24LVLA		AUXG 18/24/30/ 36/45/54 LRLB	AUYG 30/36LRLE, AUYG 36/45/54 LRLA	ARYG 12/14/18 LSLAP		ARYG 12/14/18 LLTB		ARYG 12/14/18/ 24/30/36/ 45/54 LHTBP		ARYG 24/36/45 LMLA, ARYG 36LMLE		ARYG 45/54/60 LHTA	ARYG 72/90LHTA	AGYG 09/12/14 LVCA	ABYG 18LVTB, ABYG 24LVTA	ABYG 30/36LRTE, ABYG 36/45/54 LRTA	ARYG 07/09LSLAP	ARYG 07/09LLTB	AUYG 07/09LVLA	AOYG 36/45/54/ 60LATT	AOYG 45/54LBTA, AOYG 72/90LHTA	AOYG 45LBT8	AOYG 36/45LBTB	AOYG 36/45/54 LATT
Input	Operation/Stop		● UTY-XCSXZ2+ UTY-XWZX	● UTY-TWBXF2+ UTY-XWZXZ5	● UTY-XCSXZ2+ UTY-XWZXZ5			● UTY-XWZXZ5 + UTY-TWBXF2		● UTY-XWZXZ5+ UTY-XCBXZ2	● UTY-XWZX	●UTY-XWZX or ●○ UTY-XWZX +UTY-XCSXZ2 +UTZ-GXXB		● PCB Terminal or ●○UTY-XCSX +UTZ-GXRA	● UTY-XWZX	● PCB Terminal or ●○UTY-XCSX +UTZ-GXRA		● UTY-XWZX	● PCB Terminal		● UTD-ECS5A	● PCB Terminal or ●○UTY-XCSX +UTZ-GXRA		● PCB Terminal	● UTD-ECS5A			● PCB Terminal or ●○ UTY-XCSX	● UTY-XWZX			● PCB Terminal							
	Batch Stop																																				● UTY-XWZXZ3		
	Forced Stop		● UTY-XCSXZ2+ UTY-XWZX	● UTY-TWBXF2+ UTY-XWZXZ5	● UTY-XCSXZ2+ UTY-XWZXZ5			● UTY-XWZXZ5 + UTY-TWBXF2		● UTY-XWZXZ5+ UTY-XCBXZ2	● UTY-XWZX	●UTY-XWZX or ●○ UTY-XWZX +UTY-XCSXZ2 +UTZ-GXXB		● PCB Terminal	● UTY-XWZX	● PCB Terminal		● UTY-XWZX	● PCB Terminal		● UTD-ECS5A	● PCB Terminal			● UTD-ECS5A			● PCB Terminal	● UTY-XWZX			● PCB Terminal							
	Emergency Stop																																				● UTY-XWZXZ3		
	Forced Thermostat off		● UTY-XCSXZ2+ UTY-XWZX		● UTY-XCSXZ2+ UTY-XWZXZ5							●○ UTY-XWZX +UTY-XCSXZ2 +UTZ-GXXB		●○ UTY-XCSX +UTZ-GXRA		●○ UTY-XCSX +UTZ-GXRA						● UTY-XCSX				● UTD-ECS5A		● UTY-XCSX											
	Low Noise Mode Operation																																	● UTY-XWZXZ2	● UTY-XWZXZ3			○ UTY-XWZXZ2
	Cooling / Heating Priority																																				● UTY-XWZXZ3		
	Outdoor Unit Operation Peak Control																																	● UTY-XWZXZ2	● UTY-XWZXZ3			○ UTY-XWZXZ2
Output	Operation Status		● UTY-XCSXZ2+ UTY-XWZX	● UTY-TWBXF2+ UTY-XWZXZ5	● UTY-XCSXZ2+ UTY-XWZXZ5			○ UTY-XWZXZ5 + UTY-TWBXF2		○ UTY-XWZXZ5+ UTY-XCBXZ2	○ UTY-XWZX	●UTY-XWZX ●UTY-XWZX +UTY-XCSXZ2 +UTZ-GXXB		● UTY-XWZXZG or ○UTY-XCSX+ UTZ-GXRA	○ UTY-XWZX	● UTY-XWZXZG or ○UTY-XCSX+UTZ-GXRA		○ UTY-XWZX	● UTY-XWZXZG		○ UTD-ECS5A	● UTY-XWZXZG or ○ UTY-XCSX+UTZ-GXNA		● UTY-XWZXZG	○ UTD-ECS5A			● UTY-XWZXZG or UTY-XCSX	○ UTY-XWZX			● UTY-XWZXZG							
	Error Status		● UTY-XCSXZ2+ UTY-XWZX	● UTY-TWBXF2+ UTY-XWZXZ5	● UTY-XCSXZ2+ UTY-XWZXZ5			○ UTY-XWZXZ5 + UTY-TWBXF2		○ UTY-XWZXZ5+ UTY-XCBXZ2		●UTY-XWZX ●UTY-XWZX +UTY-XCSXZ2 +UTZ-GXXB		● UTY-XWZXZG or ○UTY-XCSX+ UTZ-GXRA		● UTY-XWZXZG or ○UTY-XCSX+UTZ-GXRA						● UTY-XWZXZG or ○ UTY-XCSX+UTZ-GXNA													● UTY-XWZXZ2	● UTY-XWZXZ3	○ UTY-XWZXZ3		○ UTY-XWZXZ2
	Compressor status		● UTY-XCSXZ2+ UTY-XWZX																															● UTY-XWZXZ2	● UTY-XWZXZ3	○ UTY-XWZXZ3		○ UTY-XWZXZ2
	Indoor Unit Fun Operation Status		● UTY-XCSXZ2+ UTY-XWZX		● UTY-XCSXZ2+ UTY-XWZXZ5							●UTY-XWZX ●UTY-XWZX +UTY-XCSXZ2 +UTZ-GXXB		● UTY-XWZXZG or ○UTY-XCSX+ UTZ-GXRA	● UTZ-VXAA*1	● UTY-XWZXZG or ○UTY-XCSX+UTZ-GXRA		● UTZ-VXRA*1	● UTY-XWZXZG		● UTD-ECS5A	● UTY-XWZXZG or ○ UTY-XCSX+UTZ-GXNA		● UTY-XWZXZG	● UTD-ECS5A			● UTY-XWZXZG or UTY-XCSX			● UTD-ECS5A	● UTY-XWZXZG							
	Set point attainment status											● UTY-XWZX*2																											
	Auxiliary Heater Output													● UTY-XWZXZG or ○UTY-XCSX+ UTZ-GXRA		● UTY-XWZXZG or ○UTY-XCSX+UTZ-GXRA			● UTY-XWZXZG		● UTD-ECS5A	● UTY-XWZXZG or ○ UTY-XCSX+UTZ-GXNA		● UTY-XWZXZG	● UTD-ECS5A			● UTY-XWZXZG or UTY-XCSX				● UTY-XWZXZG							
	Base Heater																																				● UTY-XWZXZ4		

*1: This wire is included in Fresh air intake kit (UTZ-VXAA or UTZ-VXRA) *2: This function is for installing at server room.

●: Dry Contact ○: Apply Voltage

For SPLIT/MULTI SPLIT/SIMULTANEOUS MULTI

Communication Kit



UTY-TWBXF2

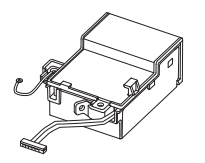

UTY-XCBXZ2



UTY-TWRX

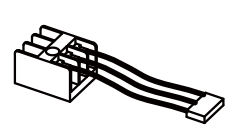

UTY-XWNX

External input and output PCB

UTY-XCSXZ2
for Wall Mounted type

UTY-XCSX
for Duct and Cassette type

External input and output PCB Box

UTZ-GXXB

UTZ-GXRA

External input and output PCB Bracket

UTZ-GXNA

Communication system

External Connect Kit

For Indoor Unit

UTY-XWZX



UTY-XWZXZ5

UTY-XWZXZG

For Outdoor Unit

UTY-XWZXZ2

UTY-XWZXZ3

UTY-XWZXZ4

External Control Set

For Indoor unit

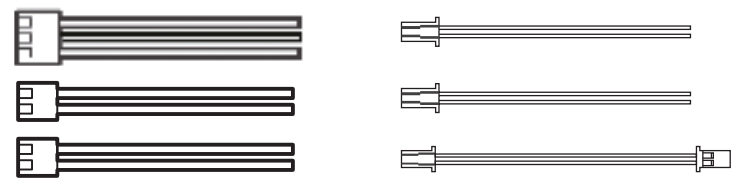

UTD-ECS5A

Function List For VRF

External Input and Output Function/External Connect Kit

Type		Refrigerant	Indoor unit																	Outdoor unit						Controller		Other
			Cassette			Duct						Floor		Floor / Ceiling		Wall Mounted												
			3D Flow	Compact Grid type / Standard type	Circular Flow	Mini (With drain pump)	Slim (With drain pump)	Medium Static Pressure	High Static Pressure	Large Airflow Duct (Compact)	Large Airflow Duct (Large)	—	EEV external			—	EEV external	—		J-IIIL	J-III	J-IIS	V-III	V-III Tropical	VR-II	Central Remote Controller	Touch Panel Controller	RB Unit
		R410A	AUXS 018/024 GLEH	AUXB 004/007/009/ 012/014/018/ 024GLEH	AUXN 009/012/014 GLAH, AUXM 018/024/030 GLEH, AUXK 018/024/030/ 034/036/045/ 054GLEH	ARXK 004/007/009/ 012/014/018/ 024GLEH	ARXD 007/009/012/ 014/018/024 GLEH, ARXD 04GALH	ARXA 024/030/036/ 045GLEH	ARXC 036/072/090/ 096GTEH, ARXC 45/60GATH	ARXN 009/012/014/ 018GLBH, ARXN 024/030GTBH	ARXN 18/24/30/ 34/36/45 GATH	AGYA 004/007/ 009/012/014 GCEH	AGYE 004/007/ 009/012/014 GCEH	ABYA 012/014/018/ 024GTEH	ABYA 030/036/045/ 054GTEH	ASYA 004/007/009 GTEH, ASYA 012/014GCEH	ASYE 004/007/009 GTEH, ASYE 012/014GCEH	ASYA 18/24GBCH	ASYA 030/034GTEH	AJY 072/090/108/ 126/144/162 LELAH	AJY 040/045/054 LBLAH, AJY 040/045/054 LELAH	AJY 040/045/054 LCLAH	AJY 072/090/108/ 126/144/162 LNLBH	AJY 072/090/108/ 126/144/162 LALBH	AJY A72/A90/ 108/126/144 GALH	UTY-DCGYZ1	UTY-DTGYZ1	UTP-RX01AH UTP-RX01BH UTP-RX01CH UTP-RX04BH
Input	Operation / Stop		● UTY-XWZXZD ○ UTY-XWZXZB													● UTY-XWZXZD ○ UTY-XWZXZB												
	All On / All Off																									●UTY-XWZXZ7 ○UTY-XWZXZ8	●*2 ○*2	
	Batch Stop																			● UTY-XWZXZ6								
	Forced Stop		● UTY-XWZXZD ○ UTY-XWZXZB													● UTY-XWZXZD ○ UTY-XWZXZB												
	Emergency Stop		● UTY-XWZXZD ○ UTY-XWZXZB													● UTY-XWZXZD ○ UTY-XWZXZB				● UTY-XWZXZ6						●UTY-XWZXZ7 ○UTY-XWZXZ8	●*2 ○*2	
	Forced Thermostat off		● UTY-XWZXZE ○ UTY-XWZXZ7													● UTY-XWZXZE ○ UTY-XWZXZ7												
	Low Noise Mode Operation																			● UTY-XWZXZ6								
	Cooling/ Heating Priority																			● UTY-XWZXZ6								●UTY-XWZXZ6 ○UTY-XWZXZB
	Outdoor Unit Operation Peak Control																			● UTY-XWZXZ6								
	Power Usage Information from Electricity Meter																			● UTY-XWZXZF							●*2 ○*2	
Output	Operation Status		● UTY-XWZXZC													● UTY-XWZXZC				○ UTY-XWZXZ6						○UTY-XWZXZA	○UTY-XWZXZA	
	Error Status		● UTY-XWZXZC													● UTY-XWZXZC				○ UTY-XWZXZ6						○UTY-XWZXZA	○UTY-XWZXZA	
	Indoor Unit Fun Operation Status		● UTY-XWZXZC													● UTY-XWZXZC												
	Auxiliary Heater Output					● UTY-XWZXZC																						
	Base Heater																			● UTY-XWZXZ9			● UTY-XWZXZ9					

*2: Touch Panel Controller has these functions for Dry contact and Apply voltage, however, above External Connect Kit is not necessary because Touch Panel Controller has an external input terminal block.

●: Dry Contact ○: Apply Voltage

Communication system

External Connect Kit

For Indoor unit

UTY-XWZXZ7

UTY-XWZXZD

UTY-XWZXZB

UTY-XWZXZE



UTY-XWZXZC



For Outdoor unit

UTY-XWZXZ6

UTY-XWZXZ9

UTY-XWZXZF

For RB unit

UTY-XWZXZ6

UTY-XWZXZB

For Central Remote Controller

UTY-XWZXZ7

UTY-XWZXZ8

UTY-XWZXZA

For Touch Panel Controller

UTY-XWZXZA

Separation Tube etc.

For SPLIT/MULTI SPLIT/SIMULTANEOUS MULTI

Separation Tube

UTP-SX236A / UTP-SX254A
For 3-phase Simultaneous Multi

UTP-SX272A
For Simultaneous Multi Twin / Triple / Double Twin

UTP-SX354A
For 3-phase Simultaneous Multi

UTP-SX372A
For Simultaneous Multi Twin / Triple / Double Twin

UTP-SX248A
For 8 Rooms Multi

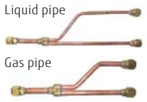

Branch Box

UTP-PY03A
UTP-PY02A
For 8 Rooms Multi



For VRF

Separation Tube

UTP-AX054A



UTP-AX090A



UTP-AX180A



UTP-AX567A

UTP-BX090A



UTP-BX180A



UTP-BX567A



UTP-LX180A
For DX-Kit

Header

UTR-H0906L / UTR-H1806L



UTR-H0908L / UTR-H1808L



UTP-J0906A / UTP-J1806A



UTP-J0908A / UTP-J1808A



Outdoor Unit Branch Kit

UTP-CX567A



UTP-DX567A



For VRF

EV Kit

Model code ≦ 09 : UTR-EV09XB
Model code ≧ 12 : UTR-EV14XB
For Compact Wall Mounted type

RB Unit

UTP-RX01AH / UTP-RX01BH / UTP-RX01CH
Single type

UTP-RX04BH
Multi type

NEW UTP-RX08AH
Multi type

NEW UTP-RX12AH
Multi type

Specifications

Separation Tube

Model name	UTP-AX054A	UTP-AX090A	UTP-AX180A	UTP-AX567A
Total cooling capacity of indoor unit (kW)	19.6 or less	28.0 or less	28.1 to 56.0	56.1 or more

Model name	UTP-BX090A	UTP-BX180A	UTP-BX567A
Total cooling capacity of indoor unit (kW)	28.0 or less	28.1 to 56.0	56.1 or more

Header

Model name			
	3-6 Branches	UTR-H0906L	UTR-H1806L
	3-8 Branches	UTR-H0908L	UTR-H1808L
Total cooling capacity of indoor unit (kW)		28.0 or less	28.1 to 56.0

Model name			
	3-6 Branches	UTP-J0906A	UTP-J1806A
	3-8 Branches	UTP-J0908A	UTP-J1808A
Total cooling capacity of indoor unit (kW)		28.0 or less	28.1 to 56.0

Outdoor unit Branch kit

Model name		UTP-CX567A (for V-III/V-III Tropical)	UTP-DX567A (for VR-II)
Number of outdoor unit	2 outdoor units	1	
	3 outdoor units	2	

EV Kit

Model name	UTR-EV09XB		UTR-EV14XB	
Application model	ASYE004GTEH ASYE007GTEH ASYE009GTEH	AGYE004GTEH AGYE007GTEH AGYE009GTEH	ASYE012GCEH ASYE014GCEH	AGYE012GCEH AGYE014GCEH

RB Unit

Type		Single type			Multi type		
Model name		UTP-RX01AH	UTP-RX01BH	UTP-RX01CH	UTP-RX04BH	UTP-RX08AH	UTP-RX12AH
Power source	V/Ø/Hz	230/ 1 / 50					
Input power	W	17	24	31	96	136	204
Number of branches		1	1	1	4	8	12
Maximum capacity of connectable indoor units (Q)	kW	Q ≦ 8.0	Q ≦ 18.0	Q ≦ 28.0	Q ≦ 56.1*1	Q ≦ 72.0	Q ≦ 95.0
Maximum capacity of connectable indoor units per branch (Q)	kW	Q ≦ 8.0	Q ≦ 18.0	Q ≦ 28.0	Q ≦ 18.0	Q ≦ 8.0	Q ≦ 8.0
Maximum number of connectable indoor units per branch		3	8	8	8	7	7
Dimensions (H×W×D)	mm	198×298×268			260×658×428	298×660×618	298×990×618

*1: In case of two RB units connected in series (total 8-branches), maximum capacity of connectable indoor units is up to 56.0 kW.

Residential

AIR TO WATER

WATERSTAGE™

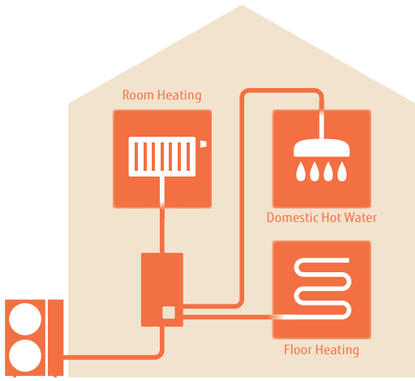

What's a Heat Pump ?

Absorbing free energy from the atmosphere. Heat pump system requires only 1 kW of electricity to generate 3 to 5 kW thermal energy.

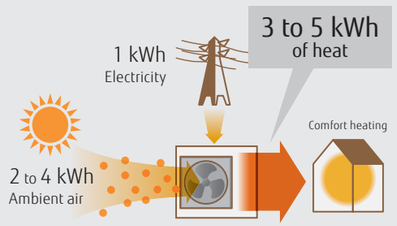

Complete Solution meets various needs

The clean energy produced by WATERSTAGE™ reliably delivers "comfort" to all spaces in the home up to the living room, bedrooms, bath, and swimming pool.



Home Heating

Air to Water Overview

Wide range lineup suited for regional characteristics, family structure, and application. We provide various products to meet your needs from High Power via heating-centered series to reasonably-priced compact series.

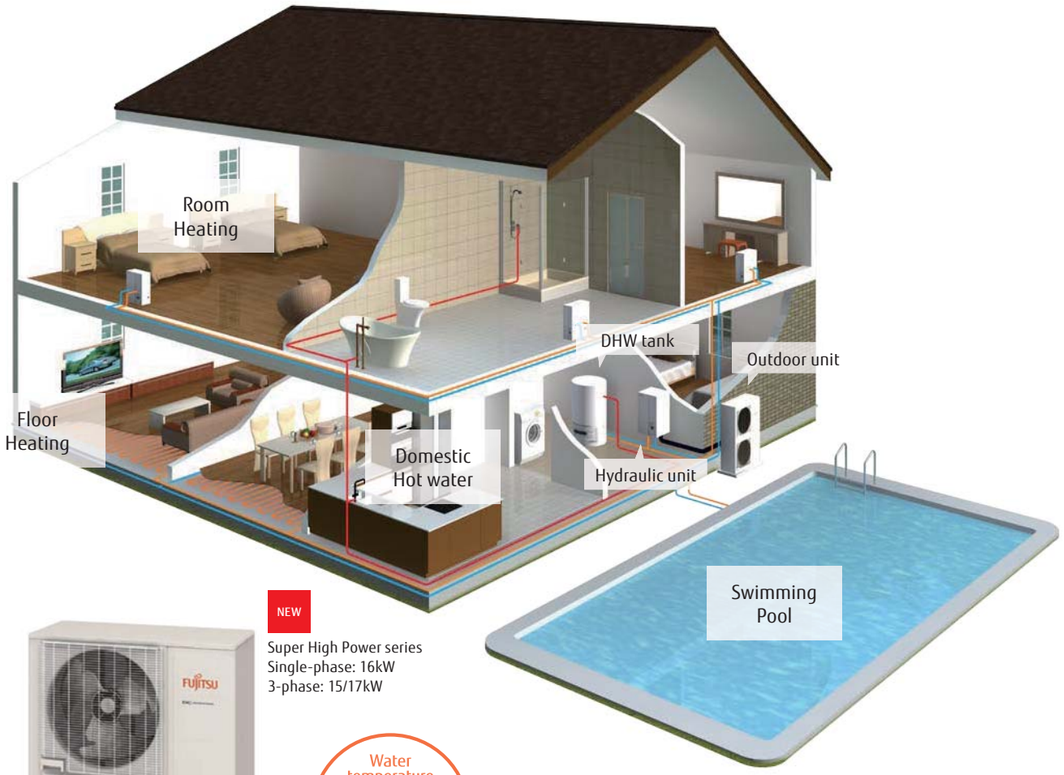

NEW

Super High Power series
Single-phase: 16kW
3-phase: 15/17kW

Water temperature
60°C

High leaving water temperature

High leaving water temperature 60°C kept down to -20°C outdoor temperature without using backup heater.

For Room heating & domestic hot water

Outdoor unit and hydraulic indoor unit can be installed freely, so installation is easy. Since hydraulic indoor unit is installed inside a house, freezing of circulated water can be prevented. A larger heating capacity can be performed flexibly by using more units in cascade connection.

Appearance-oriented compact outdoor unit

Split type Comfort series

For Comfort series, optimized flow temperature control is realized by DC inverter technology.

*: Outdoor Unit: WOYA060LFCA/WOYA080LFCA

+ DHW Tank

DHW tank (option) can be used to supply hot water by connecting it to the system.

+ Boiler

By combining existing boiler, powerful heating can be performed even at low outdoor temperature.

*optional part necessary

Stylish space saving solution with built-in DHW tank

Space is saved drastically due to built-in DHW tank.

Existing boiler can be replaced easily. A larger heating capacity can be performed flexibly by using more units in cascade connection.

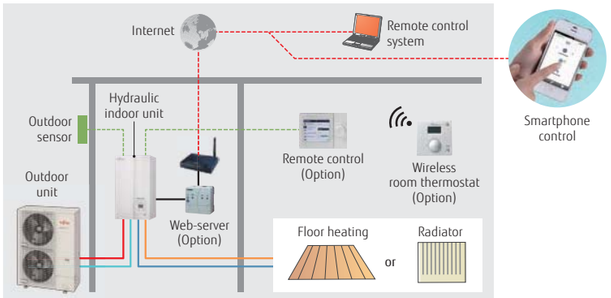

Smart control

User's needs are supported by offering a variety of controls, such as individual control and remote control options.

Technology

High Efficiency

For Outdoor Unit

Twin Rotary Compressor with Linear Control Injection Port

It realizes the high condensing temperature without overheating discharge gas temperature by Linear Control Injection process during compression. Therefore, the condensing temperature rises up higher than normal circuit. A higher hot water temperature is realized by controlling the injection amount according to the usage state.

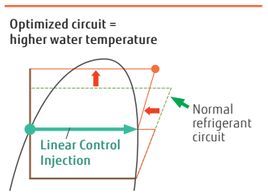

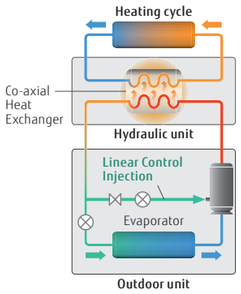

Accurate temperature control by DC inverter technology



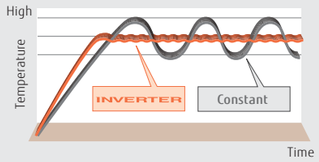

For Hydraulic Indoor Unit

Class A pump

Energy saving pump with constant volume or pressure adjustment function.

A++

Energy efficiency class
WSYK170DJ9

Stainless steel buffer tank

Heat exchange amount is 25% higher than previous model. Energy saving performance is improved.

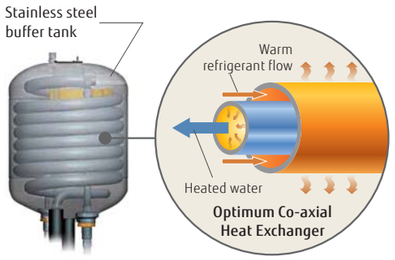

Easy Control

Hydraulic Indoor Unit Controller

4 Heating mode

1. Automatic mode
Comfort/Reduce mode switching automatically according to time program

2. Reduce mode
Constant reduce temperature

3. Comfort mode
Constant comfort temperature

4. Protection mode
Stand-by mode with anti-frost protection

WATERSTAGE™ Lineup

	Capacity (kW)	5	6	8	10	11	14	15	16	17
Split	Super High Power series Single phase NEW Hydraulic Indoor Unit/ Outdoor Unit								WSYG160DJ6 / WOYG160LJL	
Split	Super High Power series 3 phase NEW Hydraulic Indoor Unit/ Outdoor Unit							WSYK170DJ9 / WOYK150LJL		WSYK170DJ9 / WOYK170LJL
Split	High Power series Single phase Hydraulic Indoor Unit/ Outdoor Unit					WSYG140DG6 / WOYG112LHT	WSYG140DG6 / WOYG140LCTA			
Split	High Power series 3 phase Hydraulic Indoor Unit/ Outdoor Unit					WSYK160DG9 / WOYK112LCTA	WSYK160DG9 / WOYK140LCTA		WSYK160DG9 / WOYK160LCTA	
Split	Comfort series Hydraulic Indoor Unit/ Outdoor Unit	WSYA050DG6 / WOYA060LFCA	WSYA100DG6 / WOYA060LFCA	WSYA100DG6 / WOYA080LFCA	WSYA100DG6 / WOYA100LFTA					
Split DHW integrated	Super High Power series Single phase NEW Hydraulic Indoor Unit/ Outdoor Unit								WGYG160DJ6 / WOYG160LJL	
Split DHW integrated	Super High Power series 3 phase NEW Hydraulic Indoor Unit/ Outdoor Unit							WGYK170DJ9 / WOYK150LJL		WGYK170DJ9 / WOYK170LJL
Split DHW integrated	High Power series Single phase Hydraulic Indoor Unit/ Outdoor Unit					WGYG140DG6 / WOYG112LHT	WGYG140DG6 / WOYG140LCTA			
Split DHW integrated	High Power series 3 phase Hydraulic Indoor Unit/ Outdoor Unit					WGYK160DG9 / WOYK112LCTA	WGYK160DG9 / WOYK140LCTA		WGYK160DG9 / WOYK160LCTA	
Split DHW integrated	Comfort series Hydraulic Indoor Unit/ Outdoor Unit	WGYA050DG6 / WOYA060LFCA	WGYA100DG6 / WOYA060LFCA	WGYA100DG6 / WOYA080LFCA	WGYA100DG6 / WOYA100LFTA					

EHPA Quality Label

Fujitsu General's WATERSTAGE* have obtained the EHPA Quality Label** by tests according to the international Standards EN14511 and EN17025. The EHPA Quality Label** is a label that shows the end-consumer a quality heat pump unit on the market.

*: only High Power 3phase
**: Check the validity of label at www.ehpa.org/quality/quality-label/

SG-Ready Label

SG-Ready is a defined standard by BWP***, which makes it possible that the device can be integrated into a smart grid. Heat pumps, which are equipped with the SG-Ready Label, can receive signals from the power grid (and e.g. also from PV systems) about the available (unused renewable) energy (from wind, sun & water). Fujitsu General provides the SG-Ready compatibility to all new Heat Pumps series.

***BWP: the Federal German Heat Pump Association

Split Type / Split DHW Integrated Type

WATERSTAGE™

Split Type

Super high power series

Hydraulic indoor unit:
WSYG160DJ6/[3 phase] WSYK170DJ9
Outdoor unit:
WOYG160LJL
[3 phase] WOYK150LJL/WOYK170LJL

Hydraulic indoor unit Single Phase/ 3 Phase
Outdoor unit Single Phase 16kW 3 Phase 15/17kW

High power series

Hydraulic indoor unit:
WSYG140DG6/[3 phase] WSYK160DG9
Outdoor unit:
WOYG112LHT/WOYG140LCTA
[3 phase] WOYK112LCTA/WOYK140LCTA/ WOYK160LCTA

Hydraulic indoor unit Single Phase/ 3 Phase
Outdoor unit Single Phase 11/14 kW 3 Phase 11/14/16 kW

Comfort series

Hydraulic indoor unit:
WSYA050DG6/WSYA100DG6
Outdoor unit:
WOYA060LFCA/WOYA080LFCA/ WOYA100LFTA

Hydraulic indoor unit Single Phase
Outdoor unit Single Phase 5/6/8kW Single Phase 10kW

Split DHW Integrated Type

Super high power series

Hydraulic indoor unit:
WGYG160DJ6/[3 phase] WGYK170DJ9
Outdoor unit:
WOYG160LJL
[3 phase] WOYK150LJL/WOYK170LJL

Hydraulic indoor unit Single Phase/ 3 Phase
Outdoor unit Single Phase 16kW 3 Phase 15/17kW

High power series

Hydraulic indoor unit:
WGYG140DG6/[3 phase] WGYK160DG9
Outdoor unit:
WOYG112LHT/WOYG140LCTA
[3 phase] WOYK112LCTA/WOYK140LCTA/ WOYK160LCTA

Hydraulic indoor unit Single Phase/ 3 Phase
Outdoor unit Single Phase 11/14 kW 3 Phase 11/14/16 kW

Comfort series

Hydraulic indoor unit:
WGYA050DG6/WGYA100DG6
Outdoor unit:
WOYA060LFCA/WOYA080LFCA/ WOYA100LFTA

Hydraulic indoor unit Single Phase
Outdoor unit Single Phase 5/6/8 kW Single Phase 10 kW

WATERSTAGE™

High leaving water temperature

Super High power series:
High leaving water temperature of 60°C is kept even when outdoor temperature is down to -20°C without using backup heaters.
And it's possible to supply 55°C at -22°C outdoor temperature without backup heater.

Super high power series

High power series:
High leaving water temperature of 60°C is kept even when outdoor temperature is down to -20°C without using backup heaters.

High power series

Comfort series:
Maximum leaving water temperature is 55°C without backup heater. Hot water supply temperature can be maintained even at -10°C outdoor temperature.

Comfort series

* If you want to raise the hot water supply temperature, backup heaters can be used for auxiliary operation.

High COP

Air to water heat pumps work with much more efficiency and save more energy than a traditional heating system.

Energy efficiency class

Seasonal space heating energy efficiency (η_s)

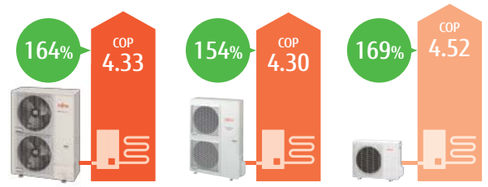

Super High power series (15 kW class) High power series (11 kW class) Comfort series (5 kW class)

Condition : Outdoor Temp. 7°C Heating Temp. 35°C.

2 Zone individual control

2 Zone individual control (2 under floor heating zones or under floor heating + radiator zone, etc.)*
*: Optional parts are required.

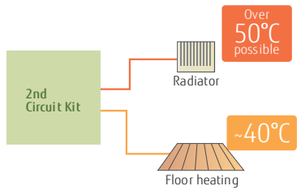

Automatic heating curve control

Automatic temperature regulation in accordance with heating curve (Depends on heating terminal and outdoor temperature)

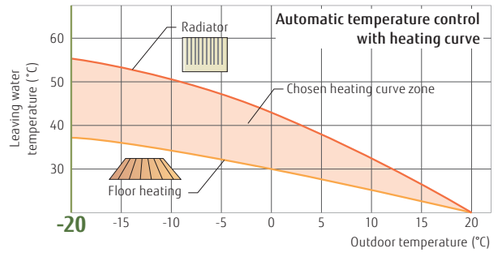

Case Studies

Split Type

2 emitter simultaneous heating (Individual control)

Floor heating + Radiator

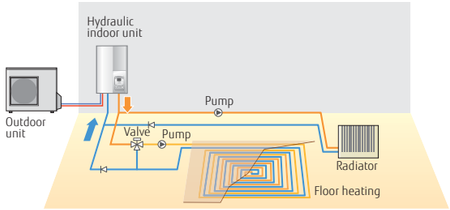

Boiler connected to heating (Boiler + Heating)

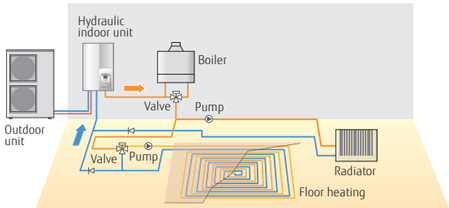

Split Cascade System

2 emitter simultaneous heating (Individual control)

Floor heating + Radiator

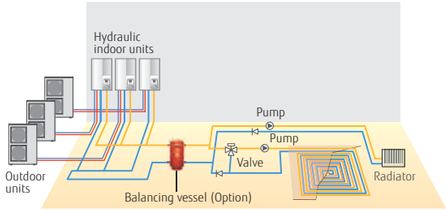

Boiler connected to heating (Boiler + Heating)

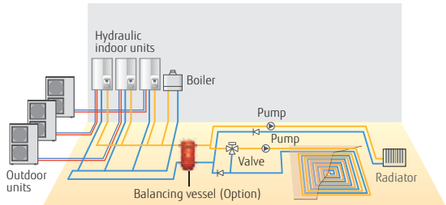

Split DHW Integrated Type

Single heating & Domestic Hot Water

Radiator + Domestic Hot Water

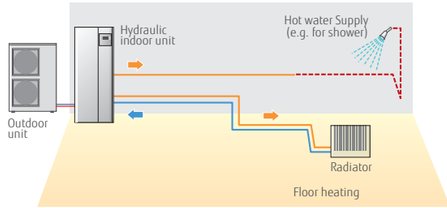

2 emitter simultaneous heating (Individual control) & Domestic Hot Water

Radiator + Domestic Hot Water

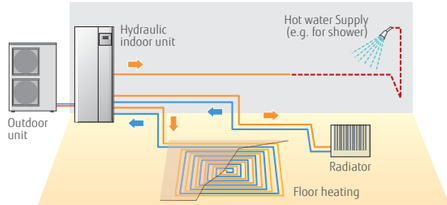

Installation Limitations

Equipment Installation

Split type Hydraulic indoor unit

- Hydraulic indoor unit is to be hang on the wall
- Weight ≦ 88 kg (including water)
- Space for maintenance should be respected

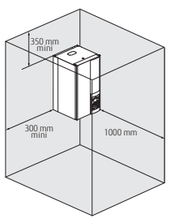

Split DHW integrated type Hydraulic indoor unit

- Floor stand
- Weight ≦ 393 kg (including water)
- Space for maintenance should be respected.

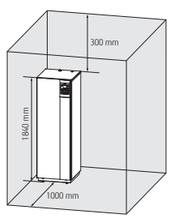

Piping and Wiring Split type

Series	Capacity range (kW)	Pipe diameter (Liquid/Gas) (mm)	H1 (m)	H2 (m)	L (m)
Comfort	5	6.35/12.70	+20	-20	5-30
	6				
	8	6.35/15.88			
	10	9.52/15.88			
High power	11	9.52/15.88	+15	-15	5-20
	14				
	16				
Super High power	15	9.52/15.88	+15	-25	5-30
	16				
	17				

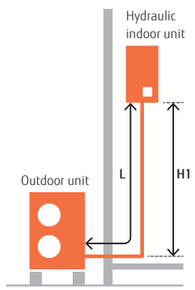

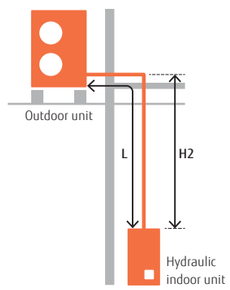

Optional Parts

Product Name	Model Name	Split												Split DHW integrated type											
		Super High Power			High Power					Comfort				Super High Power			High Power					Comfort			
		1Ø	3Ø		1Ø		3Ø			1Ø				1Ø	3Ø		1Ø		3Ø			1Ø			
		16	15	17	11	14	11	14	16	5	6	8	10	16	15	17	11	14	11	14	16	5	6	8	10
2nd Circuit Kit 	UTW-KZSXE	–	–	–	●	●	●	●	●	●	●	●	●	–	–	–	–	–	–	–	–	–	–	–	–
	UTW-KZDXE	–	–	–	–	–	–	–	–	–	–	–	–	–	–	–	●	●	●	●	●	●	●	●	●
	UTW-KZSXJ	●	●	●	–	–	–	–	–	–	–	–	–	–	–	–	–	–	–	–	–	–	–	–	–
	UTW-KZDXJ	–	–	–	–	–	–	–	–	–	–	–	–	●	●	●	–	–	–	–	–	–	–	–	–
Boiler Connection Kit 	UTW-KBSXD	–	–	–	●	●	●	●	●	●	●	●	●	–	–	–	–	–	–	–	–	–	–	–	–
	UTW-KBDXD	–	–	–	–	–	–	–	–	–	–	–	–	–	–	–	●	●	●	●	●	●	●	●	●
	UTW-KBSXJ	●	●	●	–	–	–	–	–	–	–	–	–	●	●	●	–	–	–	–	–	–	–	–	–
Balancing Vessel 	UTW-TEVXA	●	●	●	●	●	●	●	●	●	●	●	●	●	●	●	●	●	●	●	●	●	●	●	●
DHW Kit 	UTW-KDWXD (External)	●	●	●	●	●	●	●	●	●	●	●	●	–*1	–*1	–*1	–*1	–*1	–*1	–*1	–*1	–*1	–*1	–*1	–*1
DHW Tank 200 Liter 300 Liter 	UTW-T20AXH UTW-T30AXH	●	●	●	●	●	●	●	●	●	●	●	●	–*1	–*1	–*1	–*1	–*1	–*1	–*1	–*1	–*1	–*1	–*1	–*1
200 Liter 300 Liter 	UTW-T20BXH UTW-T30BXH	●	●	●	●	●	●	●	●	●	●	●	●	–*1	–*1	–*1	–*1	–*1	–*1	–*1	–*1	–*1	–*1	–*1	–*1
Circulating Pump 	UTW-PHFXG	●	●	●	●	●	●	●	●	–	–	–	–	●	●	●	●	●	●	●	●	–	–	–	–
Swimming Pool Kit 	UTW-KSPXD	●	●	●	●	●	●	●	●	●	●	●	●	●	●	●	●	●	●	●	●	●	●	●	●
Heat Exchanger for Swimming Pool Kit 	UTW-ESPXA	●	●	●	●	●	●	●	●	●	●	●	●	●	●	●	●	●	●	●	●	●	●	●	●
Cooling Kit 	UTW-KCLXD	●	●	●	●	●	●	●	●	●	●	●	●	●	●	●	●	●	●	●	●	●	●	●	●
Regulation Extension Kit 	UTW-KREXD	●	●	●	●	●	●	●	●	●	●	●	●	●	●	●	●	●	●	●	●	●	●	●	●
Low Noise Kit 	UTW-KLNXE	●	●	●	●	●	●	●	●	–	–	–	–	●	●	●	●	●	●	●	●	–	–	–	–
Drain Pan 	UTW-KDPXA	–	–	–	–	–	–	–	–	●	●	●	–	–	–	–	–	–	–	–	–	●	●	●	–

Product Name	Model Name	Split												Split DHW integrated type											
		Super High Power			High Power					Comfort				Super High Power			High Power					Comfort			
		1Ø	3Ø		1Ø		3Ø			1Ø				1Ø	3Ø		1Ø		3Ø			1Ø			
		16	15	17	11	14	11	14	16	5	6	8	10	16	15	17	11	14	11	14	16	5	6	8	10
Cascade Master Kit (incl. LPB Clip) 	UTW-KCMXE	–	–	–	●	●	●	●	●	–	–	–	–	–	–	–	–	–	–	–	–	–	–	–	–
Cascade Slave Kit (incl. LPB Clip) 	UTW-KCSXE	–	–	–	●	●	●	●	●	–	–	–	–	–	–	–	–	–	–	–	–	–	–	–	–
HMI Kit 	UTW-KHMXE*3	●	●	●	●	●	●	●	●	●	●	●	●	●	●	●	●	●	●	●	●	●	●	●	●
Remote Controller Wired 	UTW-C74TXF*3	●	●	●	●	●	●	●	●	●	●	●	●	●	●	●	●	●	●	●	●	●	●	●	●
	UTW-C74HXF*3	●	●	●	●	●	●	●	●	●	●	●	●	●	●	●	●	●	●	●	●	●	●	●	●
Room Thermostat Wired 	UTW-C55XA	●	●	●	●	●	●	●	●	●	●	●	●	●	●	●	●	●	●	●	●	●	●	●	●
Wireless 	UTW-C58XD	●	●	●	●	●	●	●	●	●	●	●	●	●	●	●	●	●	●	●	●	●	●	●	●
Outdoor Sensor Transmitter 	UTW-MOSXD	●	●	●	●	●	●	●	●	●	●	●	●	●	●	●	●	●	●	●	●	●	●	●	●
RF Modules for BSB-Port 	UTW-MRCXD	●	●	●	●	●	●	●	●	●	●	●	●	●	●	●	●	●	●	●	●	●	●	●	●
Web Server 	UTW-KW1XD UTW-KW4XD	●	●	●	●	●	●	●	●	●	●	●	●	●	●	●	●	●	●	●	●	●	●	●	●
LPB Clip 	UTW-KL1XD	●	●	●	●	●	●	●	●	●	●	●	●	●	●	●	●	●	●	●	●	●	●	●	●
MODBUS Clip 	UTW-KMBXJ	●*7	●*7	●*7	●*7	●*7	●*7	●*7	●*7	●*7	●*7	●*7	●*7	●*7	●*7	●*7	●*7	●*7	●*7	●*7	●*7	●*7	●*7	●*7	●*7
Service Tool (incl. OCI700 Adapter) 	UTW-KSTXD	●*5	●*5	●*5	●*5	●*5	●*5	●*5	●*5	●*5	●*5	●*5	●*5	●*5	●*5	●*5	●*5	●*5	●*5	●*5	●*5	●*5	●*5	●*5	●*5
Service Tool Software 	UTW-KPSXD	●*6	●*6	●*6	●*6	●*6	●*6	●*6	●*6	●*6	●*6	●*6	●*6	●*6	●*6	●*6	●*6	●*6	●*6	●*6	●*6	●*6	●*6	●*6	●*6
External Connect Kit 	UTY-XWZXZ2	–	–	–	●	●	●	●	●	–	–	–	–	–	–	–	●	●	●	●	●	–	–	–	–
	UTY-XWZXZ3	●	●	●	–	–	–	–	–	–	–	–	–	●	●	●	–	–	–	–	–	–	–	–	–

*1: DHW operation is possible without DHW Kit and DHW Tank.
*3: 19 Languages included, no separate Eastern European RC necessary. C74TXF: Built in Room Temperature sensor C74HXF: Built in Room temperature and Humidity sensor
*4: Eastern European Language(English, Czech Republic, Slovakia, Poland, Turkey, Hungary, Russia, Slovenia, Greece, Serbia)
*5: UTW-KL1XD is required for the connection.
*6: UTW-KW1XD or UTW-KW4XD is required for the connection.
*7: Additional optional parts necessary.

● : Available – : Not Available

Specifications & Dimensions

for Split Type Super High Power Series

Specifications

Tentative

Model Name				WSYG160DJ6		WSYK170DJ9		WSYK170DJ9	
	Hydraulic indoor unit			WSYG160DJ6		WSYK170DJ9		WSYK170DJ9	
	Outdoor unit			WOYG160LJL		WOYK150LJL		WOYK170LJL	
Capacity range				16		15		17	
7°C/35°C floor heating *1	Heating capacity		kW	16.00		15.00		17.00	
	Input power			3.86		3.46		4.10	
	COP			4.15		4.33		4.15	
2°C/35°C floor heating *1	Heating capacity		kW	13.30		13.20		13.50	
	Input power			4.25		4.06		4.27	
	COP			3.13		3.25		3.16	
-7°C/35°C floor heating*1	Heating capacity		kW	14.50		13.20		15.00	
	Input power			5.27		4.55		5.32	
	COP			2.75		2.90		2.82	
Space heating characteristics*2									
Temperature application			°C	55	35	55	35	55	35
Energy efficiency class				A++	A++	A++	A++	A++	A++
Rated heat output(P_{rated})			kW	14	16	16	17	17	18
Seasonal space heating energy efficiency(η_s)			%	125	163	130	164	130	161
Annual energy consumption			kWh	8,757	8,014	9,915	8,606	10,232	9,059
Sound power level	Hydraulic indoor unit		dB(A)	45	45	45	45	45	45
	Outdoor unit			67	66	67	66	67	68
Hydraulic indoor unit Specification									
Power source				Single-phase, 230 V 50 Hz		3-phase, 400 V 50 Hz			
Dimensions H×W×D			mm	805 × 450 × 471		805 × 450 × 471			
Weight (Net)			kg	52.5		52.5			
Water circulation		Min/Max	L/min	26.4/57.8		24.0/54.2		27.3/61.4	
Buffer tank capacity			L	25		25			
Expansion vessel capacity			L	10		10			
Leaving water temperature range		Max	°C	60		60			
Water pipe connection diameter		Flow/Return	mm	Ø 25.4/Ø 25.4		Ø 25.4/Ø 25.4			
Backup heater		Capacity	kW	6.0(3.0kW×2pcs.)		9.0(3.0kW×3pcs.)			
Outdoor unit specification									
Power source				Single-phase, 230 V 50 Hz		3-phase, 400 V 50 Hz			
Current		Max	A	28.00		14.0		14.0	
Dimensions H × W × D			mm	1,428 × 1,080 × 480		1,428 × 1,080 ×480		1,428 × 1,080 ×480	
Weight (Net)			kg	137		138		138	
Refrigerant		Type (Global Warming Potential)		R410A (2,088)					
		Charge	kg	3.80		3.80		3.80	
Additional refrigerant charge amount			g/m	50		50		50	
Connection pipe	Diameter	Liquid	mm	Ø 9.52		Ø 9.52		Ø 9.52	
		Gas		Ø 15.88		Ø 15.88		Ø 15.88	
	Length	Min/Max	m	5/30		5/30		5/30	
	Length(Pre-charge)		m	15		15		15	
	Height difference	Max	m	25/15 (Outdoor unit:Upper/Lower)					
Operation range		Heating	°C	-25 to 35		-25 to 35		-25 to 35	

*1:The values of heating capacity/input power/COP are based on measurement of EN14511 standard. Usage environment, such as operation of the heating equipment, room temperature, and controller adjustments, may cause disparities between practically determined values and these values.
*2:All information of ErP can be available for downloaded from https://www.fujitsu-general.com/global/support/downloads/search/index.html

Dimensions

NEW **Outdoor Unit:**
Single Phase: WOYG160LJL
3 Phase: WOYK150LJL/WOYK170LJL

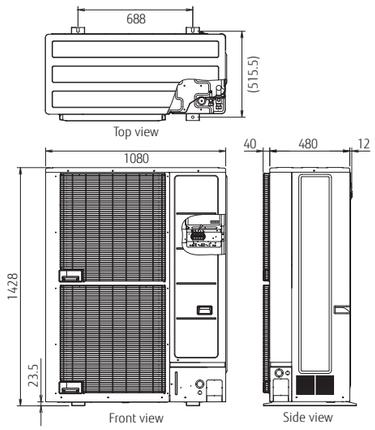

NEW **Hydraulic Indoor Unit:**
Single Phase : WSYG160DJ6
3 Phase: WSYK170DJ9

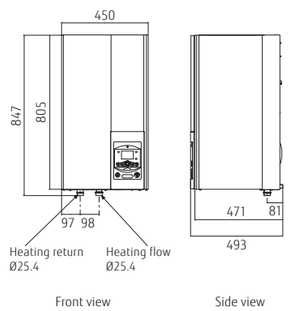

for Split Type High Power Series

Specifications

Model Name				WSYG140DG6		WSYG140DG6		WSYK160DG9		WSYK160DG9		WSYK160DG9	
	Hydraulic indoor unit			WSYG140DG6		WSYG140DG6		WSYK160DG9		WSYK160DG9		WSYK160DG9	
	Outdoor unit			WOYG112LHT		WOYG140LCTA		WOYK112LCTA		WOYK140LCTA		WOYK160LCTA	
Capacity range				11		14		11		14		16	
7°C/35°C floor heating *1	Heating capacity		kW	10.80		13.50		10.80		13.50		15.17	
	Input power			2.54		3.23		2.51		3.20		3.70	
	COP			4.25		4.18		4.30		4.22		4.10	
2°C/35°C floor heating *1	Heating capacity		kW	10.77		12.00		10.77		13.00		13.50	
	Input power			3.44		3.87		3.40		4.15		4.34	
	COP			3.13		3.10		3.17		3.13		3.11	
-7°C/35°C floor heating*1	Heating capacity		kW	10.38		11.54		10.38		12.20		13.50	
	Input power			4.32		5.08		4.28		5.13		5.40	
	COP			2.40		2.27		2.43		2.38		2.50	
Space heating characteristics*2													
Temperature application			°C	55	35	55	35	55	35	55	35	55	35
Energy efficiency class				A+	A++	A+	A+	A+	A++	A+	A++	A+	A+
Rated heat output(P_{rated})			kW	9	11	11	13	9	11	11	13	13	14
Seasonal space heating energy efficiency(η_s)			%	112	151	113	148	112	154	117	150	117	149
Annual energy consumption			kWh	6,704	6,062	8,041	6,824	6,669	5,930	7,803	6,738	9,062	7,408
Sound power level	Hydraulic indoor unit		dB(A)	46		46		46		46		46	
	Outdoor unit			68		69		69	68	70	68	71	
Hydraulic indoor unit Specification													
Power source				Single-phase, 230 V 50 Hz				3-phase, 400 V 50 Hz					
Dimensions H×W×D			mm	800 × 450 × 457				800 × 450 × 457					
Weight (Net)			kg	42				42					
Water circulation		Min/Max	L/min	19.5/39.0		24.4/48.7		19.5/39.0		24.4/48.7		27.4/54.8	
Buffer tank capacity			L	16				16					
Expansion vessel capacity			L	8				8					
Leaving water temperature range		Max	°C	60				60					
Water pipe connection diameter		Flow/Return	mm	Ø 25.4/Ø 25.4				Ø 25.4/Ø 25.4					
Backup heater		Capacity	kW	6.0(3.0kW×2pcs.)				9.0(3.0kW×3pcs.)					
Outdoor unit specification													
Power source				Single-phase, 230 V 50 Hz				3-phase, 400 V 50 Hz					
Current		Max	A	22.0		25.0		9.0		9.5		10.5	
Dimensions H × W × D			mm	1,290 × 900 ×330									
Weight (Net)			kg	92				99					
Refrigerant		Type (Global Warming Potential)		R410A (2,088)									
		Charge	kg	2.50									
Additional refrigerant charge amount			g/m	50									
Connection pipe	Diameter	Liquid	mm	Ø 9.52									
		Gas		Ø 15.88									
	Length	Min/Max	m	5/20									
	Length(Pre-charge)		m	15									
	Height difference	Max	m	15									
Operation range		Heating	°C	-25 to 35									

*1:The values of heating capacity/input power/COP are based on measurement of EN14511 standard. Usage environment, such as operation of the heating equipment, room temperature, and controller adjustments, may cause disparities between practically determined values and these values.
*2:All information of ErP can be available for downloaded from https://www.fujitsu-general.com/global/support/downloads/search/index.html

Dimensions

Outdoor Unit:
Single Phase: WOYG112LHT/WOYG140LCTA

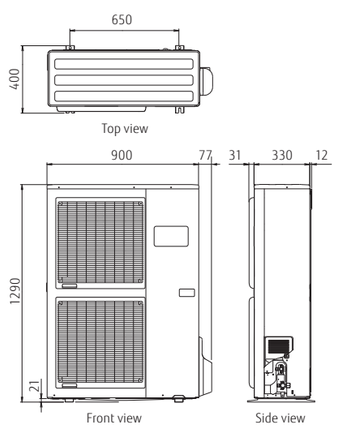

3 Phase: WOYK112LCTA/WOYK140LCTA/WOYK160LCTA

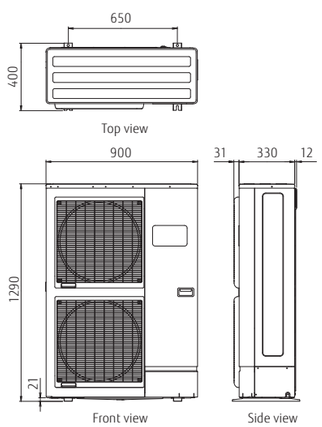

Hydraulic Indoor Unit:
Single Phase: WSYG140DG6
3 Phase: WSYK160DG9

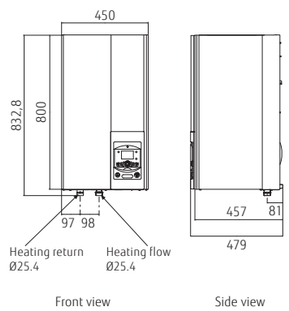

for Split Type Comfort Series

Specifications

Model Name		Hydraulic indoor unit		WSYA050DG6		WSYA100DG6		WSYA100DG6		WSYA100DG6	
		Outdoor unit		WOYA060LFCA		WOYA060LFCA		WOYA080LFCA		WOYA100LFTA	
Capacity range				5		6		8		10	
7°C/35°C floor heating *1		Heating capacity	kW	4.50		6.00		7.50		10.00	
		Input power		0.996		1.41		1.84		2.49	
		COP		4.52		4.27		4.08		4.02	
2°C/35°C floor heating *1		Heating capacity	kW	4.50		4.95		5.65		7.70	
		Input power		1.39		1.53		1.78		2.47	
		COP		3.24		3.24		3.17		3.12	
-7°C/35°C floor heating*1		Heating capacity	kW	4.10		4.60		5.70		7.40	
		Input power		1.47		1.74		2.23		2.97	
		COP		2.79		2.64		2.56		2.49	
Space heating characteristics*2											
Temperature application			°C	55	35	55	35	55	35	55	35
Energy efficiency class				A+	A++	A+	A++	A+	A++	A+	A++
Rated heat output(P_{rated})			kW	4	4	5	5	6	7	8	8
Seasonal space heating energy efficiency(η_s)			%	115	169	115	169	118	156	113	155
Annual energy consumption			kWh	3,026	2,160	3,180	2,505	3,886	3,375	5,415	4,415
Sound power level	Hydraulic indoor unit		dB(A)	46		46		46		46	
	Outdoor unit			65	60	65	63	65	69	68	69
Hydraulic indoor unit Specification											
Power source				Single-phase 230 V 50 Hz							
Dimensions H×W×D			mm	800 × 450 × 457							
Weight (Net)			kg	42							
Water circulation		Min/Max	L/min	8.1/16.2		10.8/21.7		13.5/27.1		18.1/36.1	
Buffer tank capacity			L	16							
Expansion vessel capacity			L	8							
Leaving water temperature range		Max	°C	55							
Water pipe connection diameter		Flow/Return	mm	Ø 25.4/Ø 25.4							
Backup heater		Capacity	kW	6.0(3.0kW×2pcs.)							
Outdoor unit specification											
Power source				Single-phase 230 V 50 Hz							
Current		Max	A	12.5				17.5		18.5	
Dimensions H × W × D			mm	620 × 790 ×290						830 × 900 × 330	
Weight (Net)			kg	41				42		60	
Refrigerant		Type (Global Warming Potential)		R410A (2,088)							
		Charge	kg	1.10				1.40		1.80	
Additional refrigerant charge amount			g/m	25						40	
Connection pipe	Diameter	Liquid	mm	Ø 6.35						Ø 9.52	
		Gas		Ø 12.7				Ø 15.88			
	Length	Min/Max	m	5/30							
	Length(Pre-charge)		m	15							
	Height difference	Max	m	20							
Operation range		Heating	°C	-20 to 35							

*1:The values of heating capacity/input power/COP are based on measurement of EN14511 standard. Usage environment, such as operation of the heating equipment, room temperature, and controller adjustments, may cause disparities between practically determined values and these values.

*2:All information of ErP can be available for downloaded from https://www.fujitsu-general.com/global/support/downloads/search/index.html

Dimensions

Outdoor Unit:
WOYA060LFCA/WOYA080LFCA

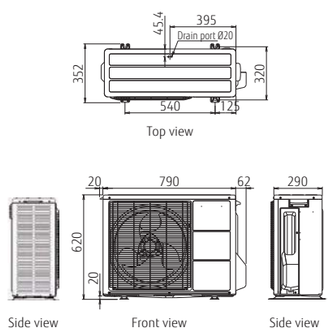

WOYA100LFTA

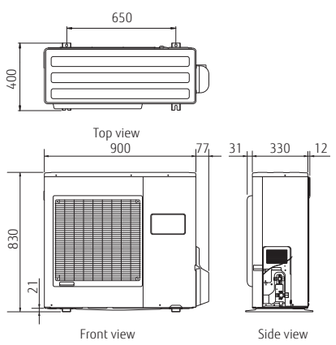

Hydraulic Indoor Unit:
WSYA050DG6/WSYA100DG6

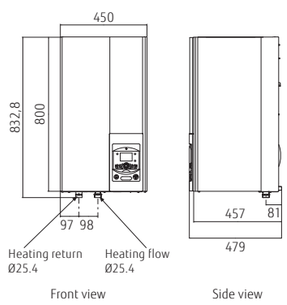

for Split DHW Integrated Type Super High Power Series

Specifications

Tentative

Model Name		Hydraulic indoor unit		WGYG160DJ6		WGYK170DJ9		WGYK170DJ9	
		Outdoor unit		WOYG160LJL		WOYK150LJL		WOYK170LJL	
Capacity range				16		15		17	
7°C/35°C floor heating *1		Heating capacity	kW	16.00		15.00		17.00	
		Input power		3.86		3.46		4.10	
		COP		4.15		4.33		4.15	
2°C/35°C floor heating *1		Heating capacity	kW	13.30		13.20		13.50	
		Input power		4.25		4.06		4.27	
		COP		3.13		3.25		3.16	
-7°C/35°C floor heating*1		Heating capacity	kW	14.50		13.20		15.00	
		Input power		5.27		4.55		5.32	
		COP		2.75		2.90		2.82	
Space heating characteristics*2									
Temperature application			°C	55	35	55	35	55	35
Energy efficiency class				A++	A++	A++	A++	A++	A++
Rated heat output(P_{rated})			kW	14	16	16	17	17	18
Seasonal space heating energy efficiency(η_s)			%	125	163	130	164	130	161
Annual energy consumption			kWh	8,757	8,014	9,915	8,606	10,232	9,059
Sound power level	Hydraulic indoor unit		dB(A)	45	45	45	45	45	45
	Outdoor unit			67	66	67	66	67	68
Domestic hot water characteristics*2									
Load profile				L					
Energy efficiency class				A					
Energy efficiency(ηwh)			%	109					
Annual electricity consumption			kWh	941					
Hydraulic indoor unit Specification									
Power source				Single-phase, 230 V 50 Hz		3-phase, 400 V 50 Hz			
Dimensions H×W×D			mm	1,841 × 648 × 698					
Weight (Net)			kg	166					
Water circulation			L/min	26.4/57.8		24.0/54.2		27.3/61.4	
DHW capacity			L	190					
Hot water heater capacity			kW	1.5					
Expansion vessel capacity			L	12					
Leaving water temperature range		Max	°C	60					
Water pipe connection diameter		Flow/Return	mm	Ø 25.4/Ø 25.4					
Hot water pipe connection diameter			mm	Ø 19.05					
Backup heater		Capacity	kW	6.0(3.0kW×2pcs.)		9.0(3.0kW×3pcs.)			
Outdoor unit specification									
Power source				Single-phase, 230 V 50 Hz		3-phase, 400 V 50 Hz			
Current		Max	A	28.0		14.0			
Dimensions H × W × D			mm	1,428 × 1,080 × 480		1,428 × 1,080 × 480			
Weight (Net)			kg	137		138			
Refrigerant		Type (Global Warming Potential)		R410A (2,088)		R410A (2,088)			
		Charge	kg	3.80		3.80			
Additional refrigerant charge amount			g/m	50		50			
Connection pipe	Diameter	Liquid	mm	Ø 9.52		Ø 9.52			
		Gas		Ø 15.88		Ø 15.88			
	Length	Min/Max	m	5/30		5/30			
	Length(Pre-charge)		m	15		15			
	Height difference	Max	m	15		15			
Operation range		Heating	°C	-25 to 35		-25 to 35			

*1:The values of heating capacity/input power/COP are based on measurement of EN14511 standard. Usage environment, such as operation of the heating equipment, room temperature, and controller adjustments, may cause disparities between practically determined values and these values.

*2:All information of ErP can be available for downloaded from https://www.fujitsu-general.com/global/support/downloads/search/index.html

Dimensions

NEW **Outdoor Unit:**
Single Phase: WOYG160LJL
3 Phase: WOYK150LJL/WOYK170LJL

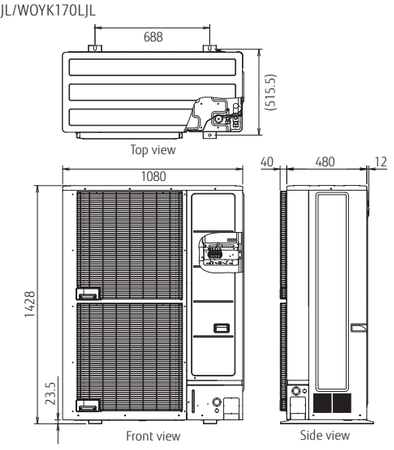

NEW **Hydraulic Indoor Unit:**
Single Phase: WGYG160DJ6
3 Phase: WGYK170DJ9

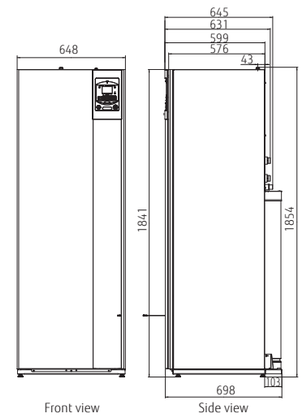

for Split DHW Integrated Type High Power Series

Specifications

Model Name		Hydraulic indoor unit		WGYG140DG6		WGYG140DG6		WGYK160DG9		WGYK160DG9		WGYK160DG9	
		Outdoor unit		WOYG112LHT		WOYG140LCTA		WOYK112LCTA		WOYK140LCTA		WOYK160LCTA	
Capacity range				11		14		11		14		16	
7°C/35°C floor heating *1		Heating capacity	kW	10.80		13.50		10.80		13.50		15.17	
		Input power		2.54		3.23		2.51		3.20		3.70	
		COP		4.25		4.18		4.30		4.22		4.10	
2°C/35°C floor heating *1		Heating capacity	kW	10.77		12.00		10.77		13.00		13.50	
		Input power		3.44		3.87		3.40		4.15		4.34	
		COP		3.13		3.10		3.17		3.13		3.11	
-7°C/35°C floor heating*1		Heating capacity	kW	10.38		11.54		10.38		12.20		13.50	
		Input power		4.32		5.08		4.28		5.13		5.40	
		COP		2.40		2.27		2.43		2.38		2.50	
Space heating characteristics*2													
Temperature application			°C	55	35	55	35	55	35	55	35	55	35
Energy efficiency class				A+	A++	A+	A+	A+	A++	A+	A++	A+	A+
Rated heat output(P_{rated})			kW	9	11	11	13	9	11	11	13	13	14
Seasonal space heating energy efficiency(η_s)			%	112	151	113	148	112	154	117	150	117	149
Annual energy consumption			kWh	6,704	6,062	8,041	6,824	6,669	5,930	7,803	6,738	9,062	7,408
Sound power level	Hydraulic indoor unit		dB(A)	46		46		46		46		46	
	Outdoor unit			68		69		69	68	70	68	71	
Domestic hot water characteristics*2													
Load profile				L									
Energy efficiency class				A									
Energy efficiency(η_{wh})			%	88									
Annual electricity consumption			kWh	1166									
Hydraulic indoor unit Specification													
Power source				Single-phase 230 V 50 Hz				3-phase, 400 V 50 Hz					
Dimensions H×W×D			mm	1,840× 648 × 698									
Weight (Net)			kg	152									
Water circulation			L/min	19.5/39.0		24.4/28.7		19.5/39.0		24.4/48.7		27.4/54.8	
DHW capacity			L	190									
Hot water heater capacity			kW	1.5									
Expansion vessel capacity			L	12									
Leaving water temperature range		Max	°C	60									
Water pipe connection diameter		Flow/Return	mm	Ø 25.4/Ø 25.4									
Hot water pipe connection diameter			mm	Ø 19.05									
Backup heater		Capacity	kW	6.0(3.0kW×2pcs.)				9.0(3.0kW×3pcs.)					
Outdoor unit specification													
Power source				Single-phase 230 V 50 Hz				3-phase, 400 V 50 Hz					
Current		Max	A	22.0		25.0		9.0		9.5		10.5	
Dimensions H × W × D			mm	1,290 × 900 ×330									
Weight (Net)			kg	92				99					
Refrigerant		Type (Global Warming Potential)		R410A (2,088)									
		Charge	kg	2.50									
Additional refrigerant charge amount			g/m	50									
Connection pipe	Diameter	Liquid	mm	Ø 9.52									
		Gas		Ø 15.88									
	Length	Min/Max	m	5/20									
	Length(Pre-charge)		m	15									
	Height difference	Max	m	15									
Operation range		Heating	°C	-25 to 35									

*1:The values of heating capacity/input power/COP are based on measurement of EN14511 standard. Usage environment, such as operation of the heating equipment, room temperature, and controller adjustments, may cause disparities between practically determined values and these values.

*2:All information of ErP can be available for downloaded from https://www.fujitsu-general.com/global/support/downloads/search/index.html

Dimensions

Outdoor Unit:
Single Phase: WOYG112LHT/WOYG140LCTA

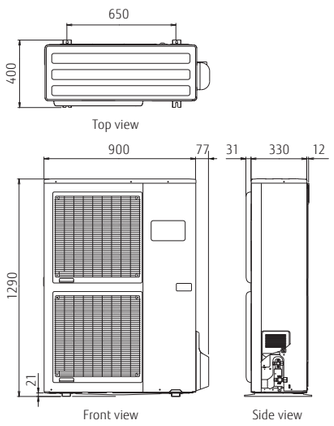

3 Phase: WOYK112LCTA/WOYK140LCTA/WOYK160LCTA

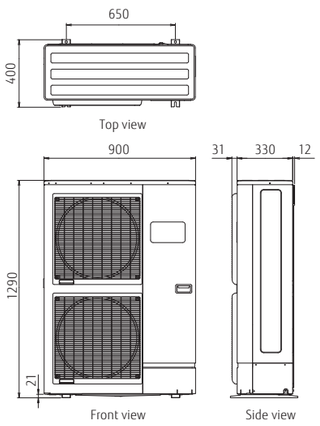

Hydraulic Indoor Unit:
Single Phase: WGYG140DG6
3 Phase: WGYK160DG9

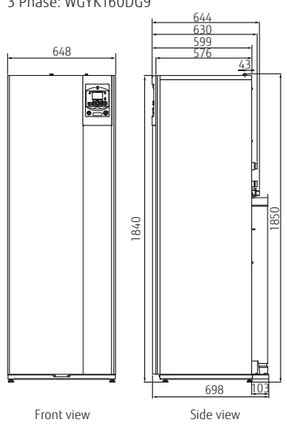

for Split DHW Integrated Type Comfort Series

Specifications

Model Name		Hydraulic indoor unit		WGYA050DG6		WGYA100DG6		WGYA100DG6		WGYA100DG6	
		Outdoor unit		WOYA060LFCA		WOYA060LFCA		WOYA080LFCA		WOYA100LFTA	
Capacity range				5		6		8		10	
7°C/35°C floor heating *1		Heating capacity	kW	4.50		6.00		7.50		10.00	
		Input power		0.996		1.41		1.84		2.49	
		COP		4.52		4.27		4.08		4.02	
2°C/35°C floor heating *1		Heating capacity	kW	4.50		4.95		5.65		7.70	
		Input power		1.39		1.53		1.78		2.47	
		COP		3.24		3.24		3.17		3.12	
-7°C/35°C floor heating*1		Heating capacity	kW	4.10		4.60		5.70		7.40	
		Input power		1.47		1.74		2.23		2.97	
		COP		2.79		2.64		2.56		2.49	
Space heating characteristics*2											
Temperature application			°C	55	35	55	35	55	35	55	35
Energy efficiency class				A+	A++	A+	A++	A+	A++	A+	A++
Rated heat output(P_{rated})			kW	4	4	5	5	6	7	8	8
Seasonal space heating energy efficiency(η_s)			%	115	169	115	169	118	156	113	155
Annual energy consumption			kWh	3,026	2,160	3,180	2,505	3,886	3,375	5,415	4,415
Sound power level	Hydraulic indoor unit		dB(A)	46		46		46		46	
	Outdoor unit			65	60	65	63	65	69	68	69
Domestic hot water characteristics*2											
Load profile				L							
Energy efficiency class				A+							
Energy efficiency(ηwh)			%	120							
Annual electricity consumption			kWh	880							
Hydraulic indoor unit Specification											
Power source				Single-phase 230 V 50 Hz							
Dimensions H×W×D			mm	1,840× 648 × 698							
Weight (Net)			kg	152							
Water circulation			L/min	8.1/16.2		10.8/21.7		13.5/27.1		18.1/36.1	
DHW capacity			L	190							
Hot water heater capacity			kW	1.5							
Expansion vessel capacity			L	12							
Leaving water temperature range		Max	°C	55							
Water pipe connection diameter		Flow/Return	mm	Ø 25.4/Ø 25.4							
Hot water pipe connection diameter			mm	Ø 19.05							
Backup heater		Capacity	kW	6.0(3.0kW×2pcs.)							
Outdoor unit specification											
Power source				Single-phase 230 V 50 Hz							
Current		Max	A	12.5				17.5		18.5	
Dimensions H × W × D			mm	620 × 790 ×290						830 × 900 ×330	
Weight (Net)			kg	41				42		60	
Refrigerant		Type (Global Warming Potential)		R410A (2,088)							
		Charge	kg	1.10				1.40		1.80	
Additional refrigerant charge amount			g/m	25						40	
Connection pipe	Diameter	Liquid	mm	Ø 6.35						Ø 9.52	
		Gas		Ø 12.70				Ø 15.88			
	Length	Min/Max	m	5/30							
	Length(Pre-charge)		m	15							
	Height difference	Max	m	20							
Operation range		Heating	°C	-20 to 35							

*1:The values of heating capacity/input power/COP are based on measurement of EN14511 standard. Usage environment, such as operation of the heating equipment, room temperature, and controller adjustments, may cause disparities between practically determined values and these values.

*2:All information of ErP can be available for downloaded from https://www.fujitsu-general.com/global/support/downloads/search/index.html

Dimensions

Outdoor Unit:
WOYA060LFCA/WOYA080LFCA

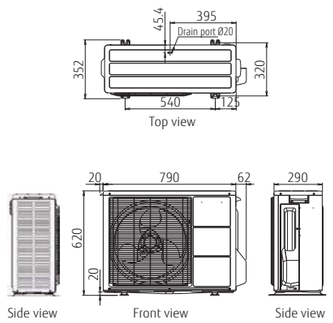

WOYA100LFTA

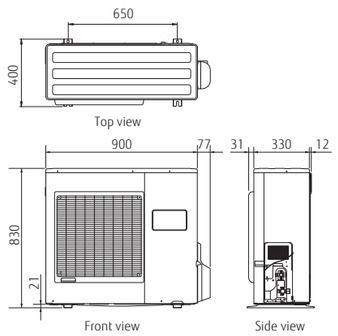

Hydraulic Indoor Unit:
WGYA050DG6/WGYA100DG6

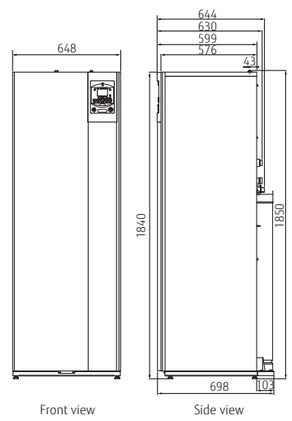

SUPPORT

Our know-how supports you not only during the product release but also from guiding implementation to product maintenance.

Category	Information Material												Tool					
	Product Sales Training Material	Product Technical Training Material	Product news	Brochures	Feature Promotion Movie	Operating Manual	Design & Technical Manual	Certificate Data	2D CAD Data	3D CAD (Revit) Data	Installation Manual	Service Manual	WATERSTAGE™ Package label creator	Design Simulator (RAC, PAC, VRF)	WATERSTAGE™ proposer	CFD Simulation	Service Tool / Web Monitoring Tool	Mobile Technician
Product Training	●	●																
Product Information Seek			●	●	●	●	●											
Technical Information Seek							●	●					●					
Model Selection							●							●	●			
Design							●		●	●								
Verification																●		
Installation							●				●							
After sales and Service												●					●	●

Service & Supports Web site
https://www.fujitsu-general.com/global/support/index.html



AIRSTAGE™ Support

Fujitsu General provides a variety of product and technical information to engineers and consultants, and also conducts new product research and design support activities.
We provide a wide range of support to maintain high quality from design to installation.

Technical information

We provide information and tools that are useful for air conditioning system design, such as unit performance data and tools that make model selection and estimation easy.

Features

- Design & Technical Manual
- Model Selection & Estimation
- Certificate Data
- 2D/3D CAD Data

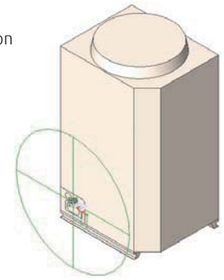

2D/3D CAD Data

Product information

New product information is provided in the form of documents and movies for every new model released. These can be downloaded from a private section of our website. To access this website, please contact your Fujitsu representative.

Features

- Product News
- Brochures & All Manuals
- Feature Promotion Movie

https://www.fujitsu-general.com/uk/support/downloads/vrf/index.html

Technical support

Technical support is provided at every stage from design to installation to assist in providing the most suitable air conditioning solution.

Features

- CFD Simulation
- Guide line
- Commissioning Support

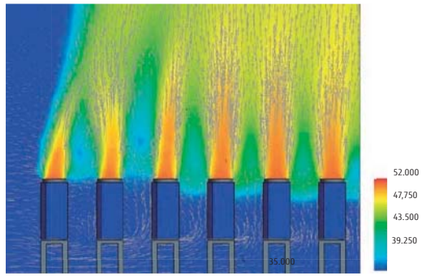

CFD Simulation

Commissioning Support

Fujitsu General has many training facilities around the world that regularly conduct specialized product, technical, and service training. These research facilities also support the development of people with high technical capability.

Features

- Designing AIRSTAGE™ Systems
- Control System on-site training

1 Head Office Training Center: Japan
2 China Training Center: China
3 Asia Training Center: Singapore
4 Europe Training Center: U.K.
5 Europe Training Center: Germany
6 America Training Center: U.S.A.
7 Middle East Training Center: UAE
8 Oceania Training Center: Australia

AIRSTAGE™/RAC Support Tool

Put the charts and pens away and design your projects on your computer with ease using the Design Simulator. Everything from selecting indoor and outdoor units, allocating controls and optional parts to designing the piping and wiring systems is made easier using the program's built-in features.
Once your project is designed take advantage of the Export functions to easily get materials lists, product specifications, refrigerant calculations and more - it'll even export to Word, Excel, or Acrobat formats, and group the relevant CAD data for your project.

Design Simulator

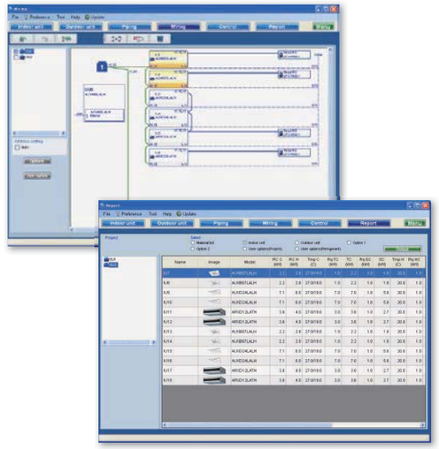

Automatically create model selection information

- Each unit can be automatically set by entering the required performance, type, and temperature conditions for each indoor unit and then dragging and dropping into the outdoor unit.
- Piping and wiring diagrams can be created automatically and it is easy to set branches, grouping, and options.
- The additional refrigerant charging amount is automatically calculated when the pipe length is entered.
- It is also easy to set the remote controller groups, central controller and converters.
- The equipment list including the equipment information is created automatically.

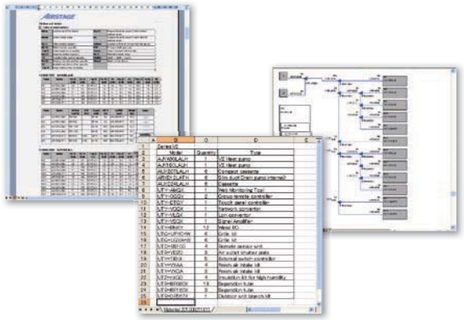

Output the format that matches the application

The information specific to your project can be exported in a number of industry standard file formats.

- Word format (rtf)(doc)
- Excel format (csv)
- Acrobat format (pdf)
- Auto CAD format (DXF)
- 2D Data (DXF)
- 3D Data (RFA)

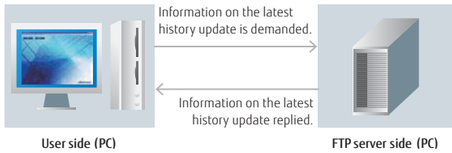

Update your Design Simulator

Database can be easily updated online using AutoUpdate function through FTP.

BIM Building Information Modeling

Fujitsu General provides the Building Information Modeling (BIM) object models and contents for our VRF system and some products to the architect, designer and contractor using Autodesk® Revit® technology from our Website and Autodesk® Seek Website, etc.

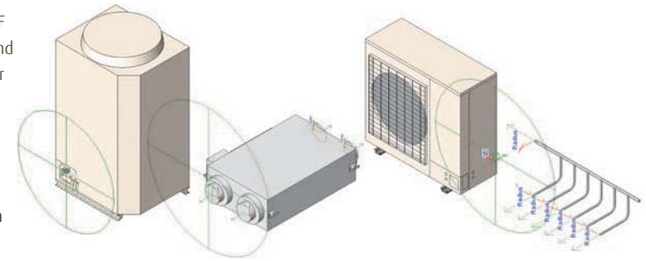

3D and 2D product data

We provide 3D data that closely resemble the actual product appearance. 2D CAD design operations are supported and 2D display is also provided. The data can also be output in other formats, such as DXF and DWG, which are used by other design CAD.

Installation limitation

The equipment installation limitation range is shown. Installation requirements, such as distance from the wall, is automatically displayed to make it easy to produce highly reliable layout designs.

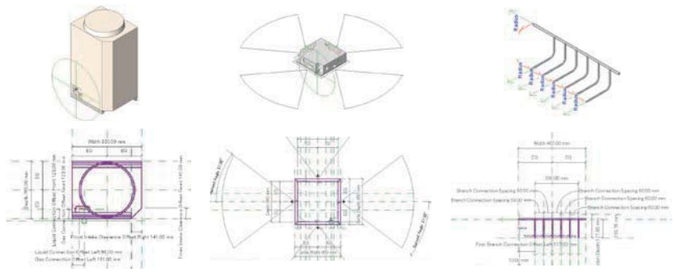

Installation information

Other information, such as symbols showing the airflow direction that are required for installation drawings, is built in and can be automatically reflected in 2D drawings. Installation drawings can be created easily.

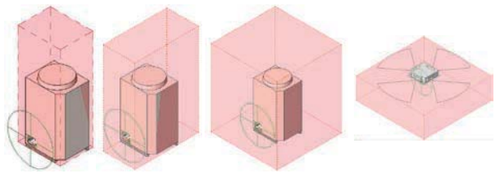

Product specifications & link information

Contains the basic information required for air conditioner design, including unit size, capacity, input power, noise, and airflow rate. These data can be procured from the Fujitsu General Website, Design Simulator, and Autodesk® Seek Website.

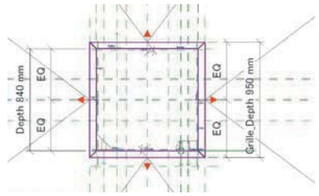

WATERSTAGE™ Support Tool

Fujitsu General's new software for the WATERSTAGE™ automatically provides a combination of WATERSTAGE™ equipments just by giving few parameters.
The software is featured with multiple languages, and automatic update function.

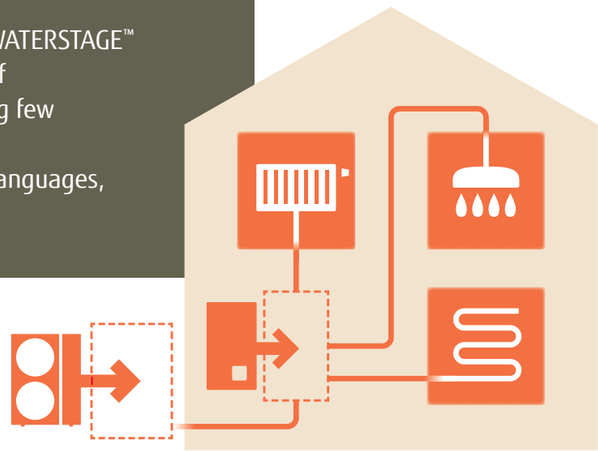

WATERSTAGE™ Proposer

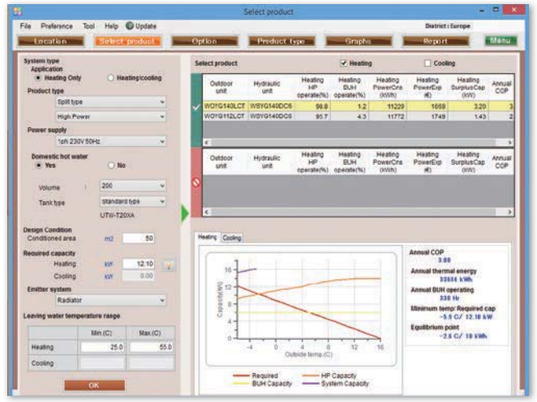

Model selection with detailed technical information

- The software automatically selects the equipments just by inputting some factors, like the region where the equipment is installed, required capacity to heat up the space, and a heating method.
- The transition in the equipment capacity at each outdoor temperature condition and/or when back up heater is under operation can be easily created by this software.

The visible images of the optional items enable the correct configuration of the systems. All of the associated optional items are automatically chosen in a case the application requires several devices of the WATERSTAGE™ equipments.

The entire system configuration can be reviewed and modified once the units are selected. And by seeing the images and the list of equipments at the same time, it avoids mistake in the selection of equipments.

The software automatically provides graphs of monthly running cost, CO_2 emission volume, cost comparison against other heating sources, and other data to allow the users to see at a glance the financial benefit of choosing WATERSTAGE™ equipments.

WATERSTAGE™ Package label creator

Energy labels and Fiches can be downloaded from our homepage

You can find and download the ErP documents (energy labels, product fiches, pre-configured package labels, pre-configured package fiches, information sheets and EC Declaration) from our homepage.

In addition, we will provide an internet service to allow the various package labels and package fiches to be created easily by installers in the future.

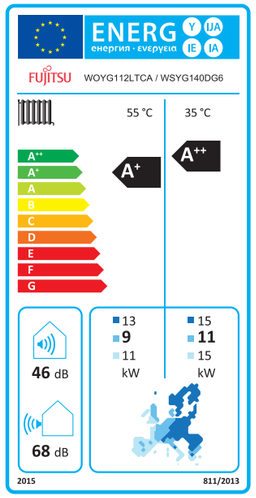

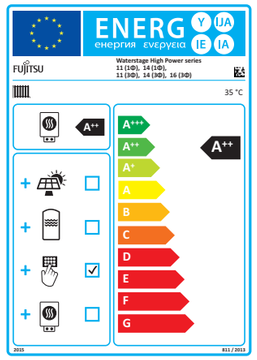

Quick Service & Maintenance

If trouble should occur in a unit or system, abundant support tools such as trouble code display at the product, Service Tool that allows checking of the detailed status of the entire system, and remote monitoring tool that uses the internet, etc. support quick service and maintenance anywhere and at any time.

Easy maintenance & monitoring

Design for easy maintenance

The air conditioner operating status and trouble status of the detailed are displayed at the 7-segment of the outdoor unit PCB or on the remote controller screen.
The unit status can be checked rapidly and quick response is also possible.

- Operation mode status
- Discharge temperature/Pressure status
- Compressor operation indication
- Address/Type/Number of outdoor unit
- Error code.

7-Segment LED



Wired Remote Controller (Touch panel)

Error status/Error history



Wired Remote Controller

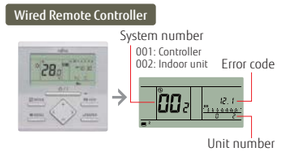

Error diagnosis by Service Tool

The unit status details from single split models to VRF system can be checked on PC screen by connecting Service Tool.
Quick countermeasures can be taken

- Operation status/control
- Monitoring operating condition
- Monitoring sensor data
- Indication of trend graph
- Error history
- Indication of refrigerant circuit diagram (For VRF)

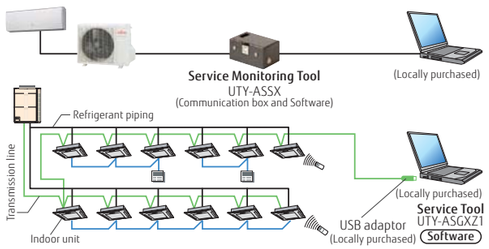

Remote monitoring

VRF system operating status and trouble status details can be constantly and remotely monitored over the Internet, etc.
Rapid cooperation with the service personnel are also possible.

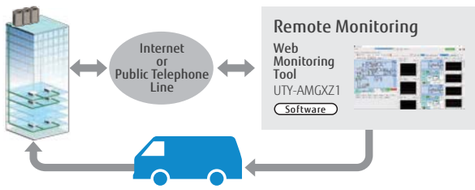

Mobile Troubleshooting Tool for iPhone & Android

We will release an App of troubleshooting tool for iPhone, iPod touch and other Apple products and Android products. This application is a troubleshooting tool for Fujitsu General air conditioner (RAC/PAC, VRF, ATW, FGLair, R32 calculation of allowable refrigerant capacity)

It helps you to check air conditioner condition. Error code check, Troubleshooting, and Sensor check are available.

Mobile Technician FREE

Service Monitoring Tool for Single Split, Multi Split & Air to Water

- Quick overview about temperature sensor readings and controlled parts like EEV, Fan, Compressor and so on.
- It is not easy to judge the point. So it would be better to delete it.
- Visualization of protection operation
- Helpful for intermittent troubleshooting
- Proof of normal operation for the customer during periodical maintenance.

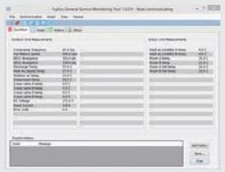

Actual operating condition display

Graph display

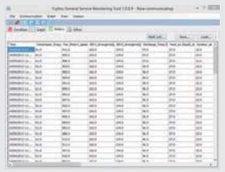

Operation history display

	UTY-ASSX
Dimensions (H×W×D) (mm)	60 x 160 x 160
Weight (g)	500

Service Tool

Extensive monitoring and analysis functions for installation and maintenance

- Operation status can be checked and analyzed to detect even the smallest abnormalities
- Storage of data on system operation status on a PC allows access even from off site.
- Up to 400 indoor units (a single VRF network system) can be controlled and monitored for large scale buildings or hotels
- This software can be connected to any point of transmission line with USB adaptor (locally purchased)

* The saved data can be displayed offline. However, the data saved by the following model cannot be displayed.
  - UTR-YSTB/UTR-YSTC (Service Tool)
  - UTR-YMSA (Web Monitoring Tool)

Automatic operation check for refrigeration cycle

After product installation, operation check can be performed automatically. Self-diagnosis function automatically judges whether each sensor value is normal, so the operation check work can be reduced. The diagnosis can also be output as a report.

[Note] Use only as a guide and judge for yourself finally.

Whether each sensor value is normal is judged automatically.

- ☑ Discharge temperature normal value OK
- ☑ Super heat volume normal value OK
- ☑ High pressure pipe normal value OK
- ☑ Low pressure pipe normal value OK

...etc.

Remote technical support & maintenance

On-site check screen can be shared with the skilled person in a distant place. When visiting for troubleshooting on site, operation status can be shared in real time and get assistance easily. Online chat function helps to support on site staff.

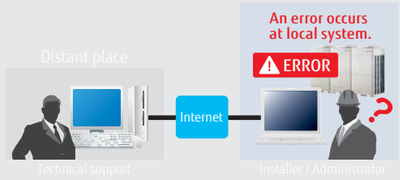

Various trend graph display

Previously, only 3 kinds of each sensor value can be displayed. However, multiple graphs can be displayed in new Service Tool depending on the situation. The refrigeration cycle can be checked in detail.

Personal computer system requirements

	UTY-ASGXZ1
Operating system	• Microsoft® Windows® 7 Professional (32-bit or 64-bit) SP1 • Microsoft® Windows® 8.1 Pro (32-bit or 64-bit) • Microsoft® Windows® 10 Pro (32-bit or 64-bit)
CPU	1 GHz or higher
Memory	• 1 GB or more (for Windows® 7 [32-bit], Windows® 8.1 [32-bit], and Windows® 10 [32-bit]) • 2 GB or more (for Windows® 7 [64-bit], Windows® 8.1 [64-bit], and Windows® 10 [64-bit])
HDD	40 GB or more of free space
Display	1366 x 768 or higher resolution
Interface	• USB port for U10 USB Network Interface and Software protection key
Software	Internet Explorer® 11 or Microsoft Edge

<Packing list>

Name and shape	Quantity	Application
WHITE-USB-KEY (Software protection key)	1	Software protection key to be connected to USB port on the Service Tool-installed PC. These products run only on a PC with WibuKey.

•Personal computer that satisfies the following system requirements
•Echelon® U10 USB Network Interface – TP/FT-10 Channel (Model number: 75010R) (Required for each VRF Network.)

Web Monitoring Tool

Product features

- Troubleshooting is performed by monitoring each air conditioning unit remotely during periodical system checks.
- Error notification can be automatically transmitted to several locations using the internet*1.
- Requires either a dedicated internet connection or public telephone line.
- Determination of an error occurrence can be made through error warnings and equipment status information obtained from a remote location.
- The monitoring data in a remote side can be optionally downloaded. And, this data can be displayed in offline mode of the service tool.
- Monitoring side computer is not required to install special software, requires only general web browser.

*1: Use of internet mail system required.

Web Monitoring System

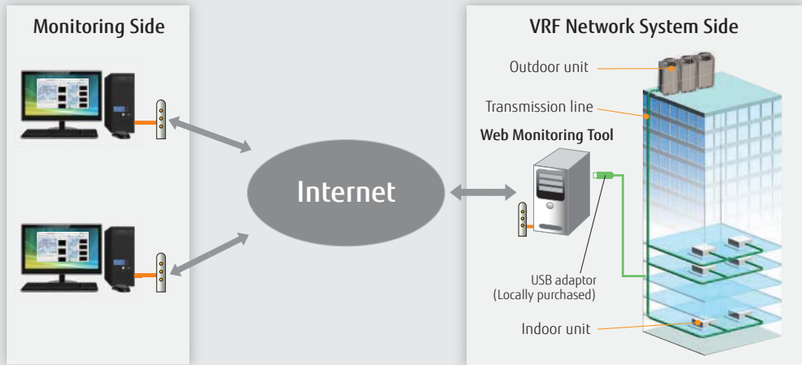

Support 4 VRF network systems

USB adaptor (max. 4 adaptors per PC) permit, monitoring of up to 1,600 indoor units.

Suitable for large-scale buildings or hotels.

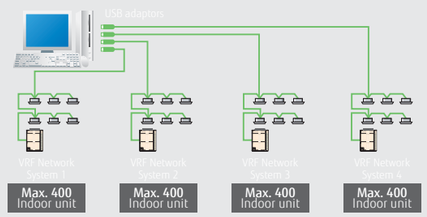

Personal computer system requirements

	UTY-AMGXZ1
Operating system	• Microsoft® Windows® 7 Professional (32-bit or 64-bit) SP1 • Microsoft® Windows® 8.1 Pro (32-bit or 64-bit) • Microsoft® Windows® 10 Pro (32-bit or 64-bit)
CPU	1 GHz or higher
Memory	• 1 GB or more (for Windows® 7 [32-bit], Windows® 8.1 [32-bit], and Windows® 10 [32-bit]) • 2 GB or more (for Windows® 7 [64-bit], Windows® 8.1 [64-bit], and Windows® 10 [64-bit])
HDD	40 GB or more of free space
Display	1366 x 768 or higher resolution
Interface	• USB port (for 10 USB Network Interface Max.4, Software protection key) • Either of the following interface is required for remote connection: - Public Telephone Line: Modem is required - Internet using LAN: Ethernet port is required
Software	Internet Explorer® 11 or Microsoft Edge

<Packing list>

Name and shape	Quantity	Application
WHITE-USB-KEY (Software protection key)	1	Software protection key to be connected to USB port on the Service Tool-installed PC. These products run only on a PC with WibuKey.

•Personal computer that satisfies the following system requirements
•Echelon® U10 USB Network Interface – TP/FT-10 Channel (Model number: 75010R) (Required for each VRF Network.))

Notice for specifications

I.U. = Indoor Unit O.U. = Outdoor Unit Qu = Quiet * = Not decided yet

- Specifications and design are subject to change without notice for future improvement.
- For further details, please check with our authorised dealer.
- Cooling/Heating capacities are based on the following conditions.

Cooling	Indoor temp. : 27°C DB/19°C WB Outdoor temp.: 35°C DB/24°C WB	Heating	Indoor temp. : 20°C DB Outdoor temp.: 7°C DB/6°C WB

- Performance test is in accordance with EN14511
- Seasonal efficiency test is on accordance with EN14825
- Sound power test is in accordance with EN12102

Fujitsu General (Thailand) Co., Ltd.

ISO 9001 Certified number: 01 100 075229
ISO 14001 Certified number: 01 104 9245

Fujitsu General (Shanghai) Co., Ltd.

ISO 9001 Certified number: 01 100 79269
ISO 14001 Certified number: CNBJ312244-UK

Fujitsu General Central Air-conditioner (Wuxi) Co., Ltd.

ISO 9001 Certified number: 15917Q20073R5M
ISO 14001 Certified number: 15918E20021R5M

- The products or equipments in this catalogue contain fluorinated greenhouse gases.
- "AIRSTAGE" and "WATERSTAGE" are worldwide trademarks of FUJITSU GENERAL LIMITED and are registered trademarks in Japan and other countries or areas.
- "nocria" is a worldwide trademark of FUJITSU GENERAL LIMITED.
- "PGLair" is a worldwide trademark of FUJITSU GENERAL LIMITED.
- "DUAL BLASTER & device" is a worldwide trademark of FUJITSU GENERAL LIMITED and is a registered trademark in Japan and other countries or areas.
- iPhone and iPad are trademarks of Apple Inc., registered in the U.S. and other countries.
- "BACnet" is a trademark or registered trademark of the American Society of Heating, Refrigerating and Air-Conditioning Engineers, Inc.
- "MODBUS" is a registered trademark of Schneider Electric.
- "LONWORKS" and Echelon are trademarks of Echelon Corporation registered in the United states and other countries.
- Other company and product names mentioned herein may be registered trademarks, trademarks or trade names of their respective owners.

Distributed by:

FUJITSU GENERAL LIMITED
3-3-17, Suenaga, Takatsu-ku, Kawasaki 213-8502, Japan
https://www.fujitsu-general.com/

3EF021-1907E